

US00D675829S

(12) **United States Design Patent**  
**Jakubow**

(10) **Patent No.:** **US D675,829 S**

(45) **Date of Patent:** **\*\* Feb. 12, 2013**

(54) **ELECTRIC COSMETICS BRUSH HANDLE**

**FOREIGN PATENT DOCUMENTS**

(76) Inventor: **Rafael Jakubow**, North Miami, FL (US)

TW 487549 \* 5/2002  
TW 533044 \* 5/2003

(\*\*) Term: **14 Years**

**OTHER PUBLICATIONS**

(21) Appl. No.: **29/372,125**

CN 301207096 Registered Design Application, (Wu Xiaowang) May 19, 2010, [online], [retrieved on Jun. 22, 2012] Retrieved from the Questel Intellectual Property Portal Design Database using the Internet: <URL: <http://www.orbit.com>>.\*

(22) Filed: **Oct. 18, 2010**

(51) **LOC (9) Cl.** ..... **04-02**

\* cited by examiner

(52) **U.S. Cl.** ..... **D4/102; D4/127; D4/138**

*Primary Examiner* — Melanie H Tung

(58) **Field of Classification Search** ..... D4/100,

*Assistant Examiner* — Lavone D Tabor

D4/102, 127, 134, 138; 15/21.1, 22.1, 28,

(74) *Attorney, Agent, or Firm* — Frank L. Kubler

15/29, 143.1, 159.1, 160, 179, 180; D24/146,

(57) **CLAIM**

D24/200, 214, 215; D28/9, 58

The ornamental design for an electric cosmetics brush handle, as shown and described.

See application file for complete search history.

**DESCRIPTION**

(56) **References Cited**

**U.S. PATENT DOCUMENTS**

D200,525	S	*	3/1965	Kellogg	.....	D4/100
3,910,265	A	*	10/1975	Coleman	.....	601/160
D338,964	S	*	8/1993	Tarjoto	.....	D24/200
D414,582	S	*	9/1999	Hwang	.....	D28/9
D425,241	S	*	5/2000	Nishizawa et al.	.....	D28/9
D448,852	S	*	10/2001	Engelen	.....	D24/215
D457,265	S	*	5/2002	Gebhard	.....	D28/9
D533,943	S	*	12/2006	Chen	.....	D24/146
D601,803	S	*	10/2009	Reishus et al.	.....	D4/102
D612,510	S	*	3/2010	Byle	.....	D24/210
D646,487	S	*	10/2011	Leppla et al.	.....	D4/102
D659,843	S	*	5/2012	Wang	.....	D24/200

FIG. 1 is a perspective view of an electric cosmetics brush handle showing my new design;

FIG. 2 is a reduced front view thereof;

FIG. 3 is a reduced rear view thereof;

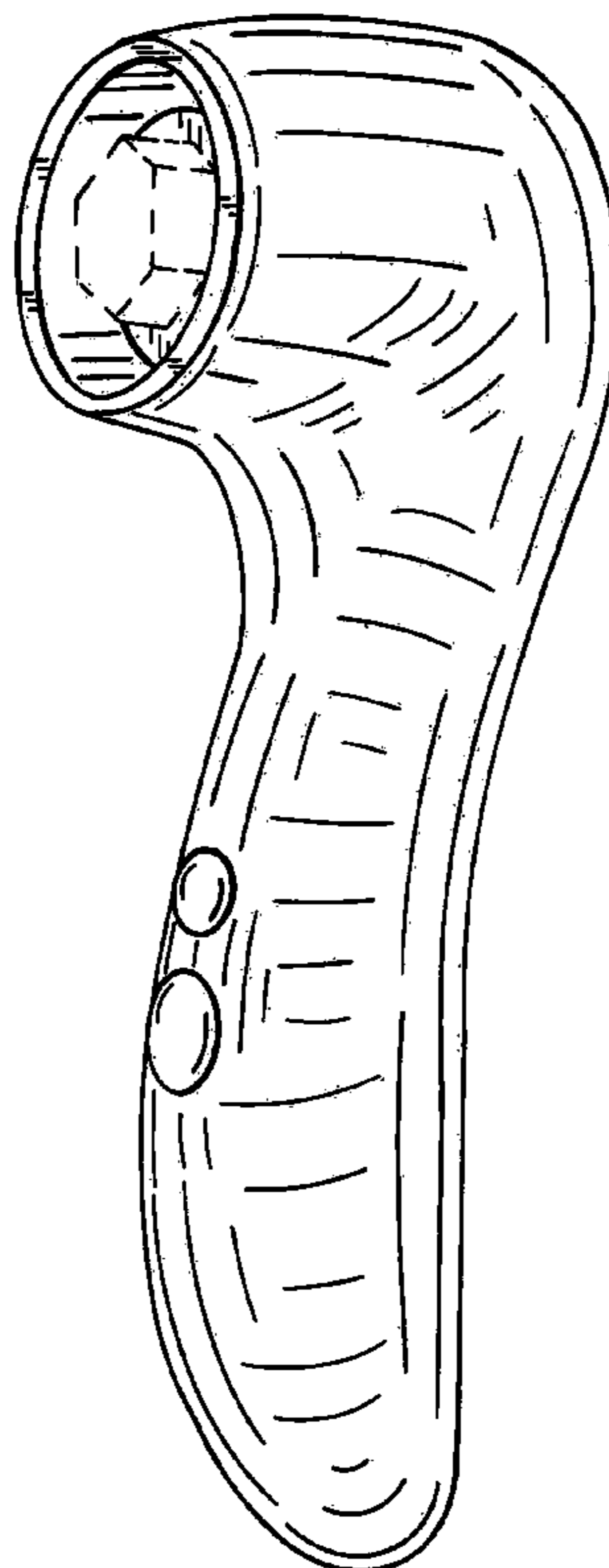
FIG. 4 is a reduced side view thereof;

FIG. 5 is a reduced top view thereof; and,

FIG. 6 is a reduced bottom view thereof.

The structure shown in broken lines in FIGS. 1 and 2 illustrates a portion of the brush handle that forms no part of the claimed design.

**1 Claim, 3 Drawing Sheets**



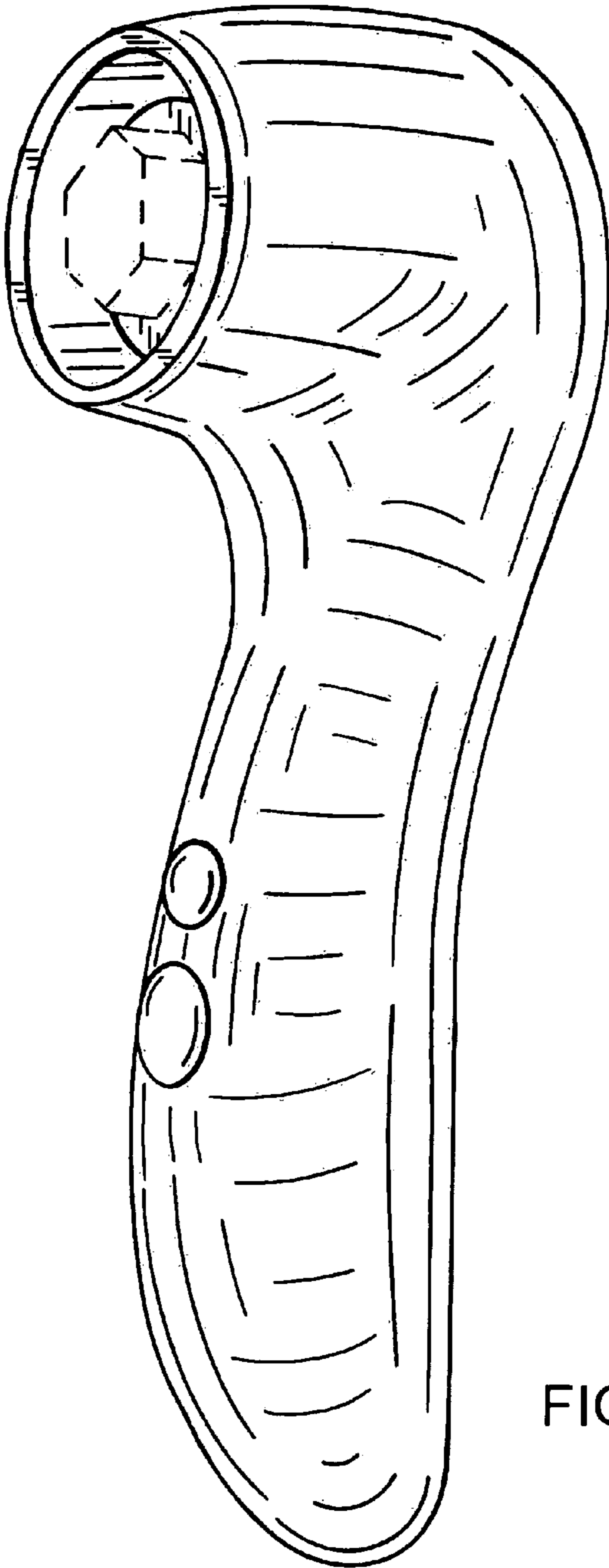


FIG. 1

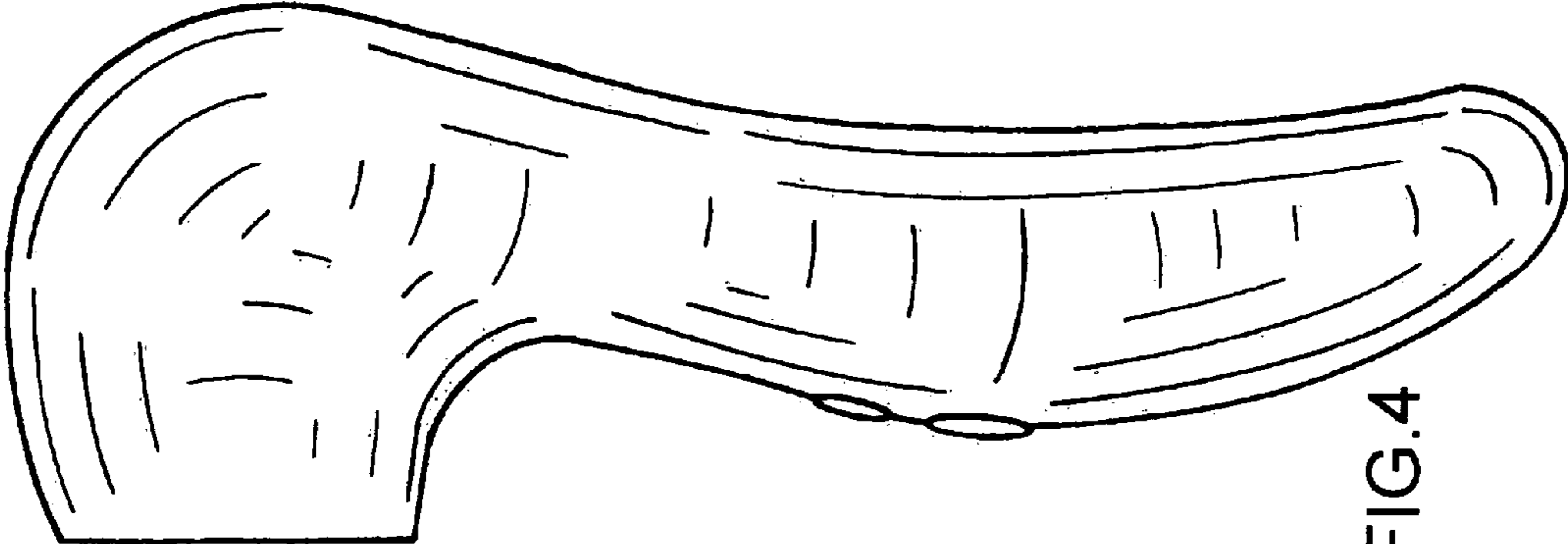


FIG.4

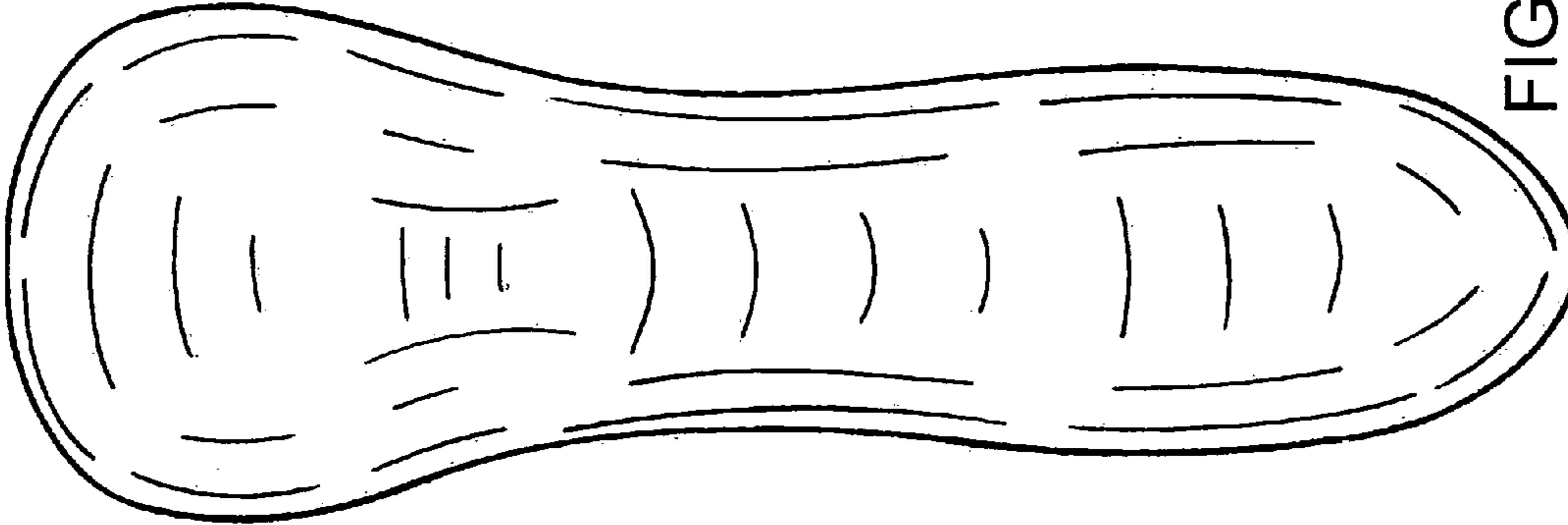


FIG.3




FIG.2

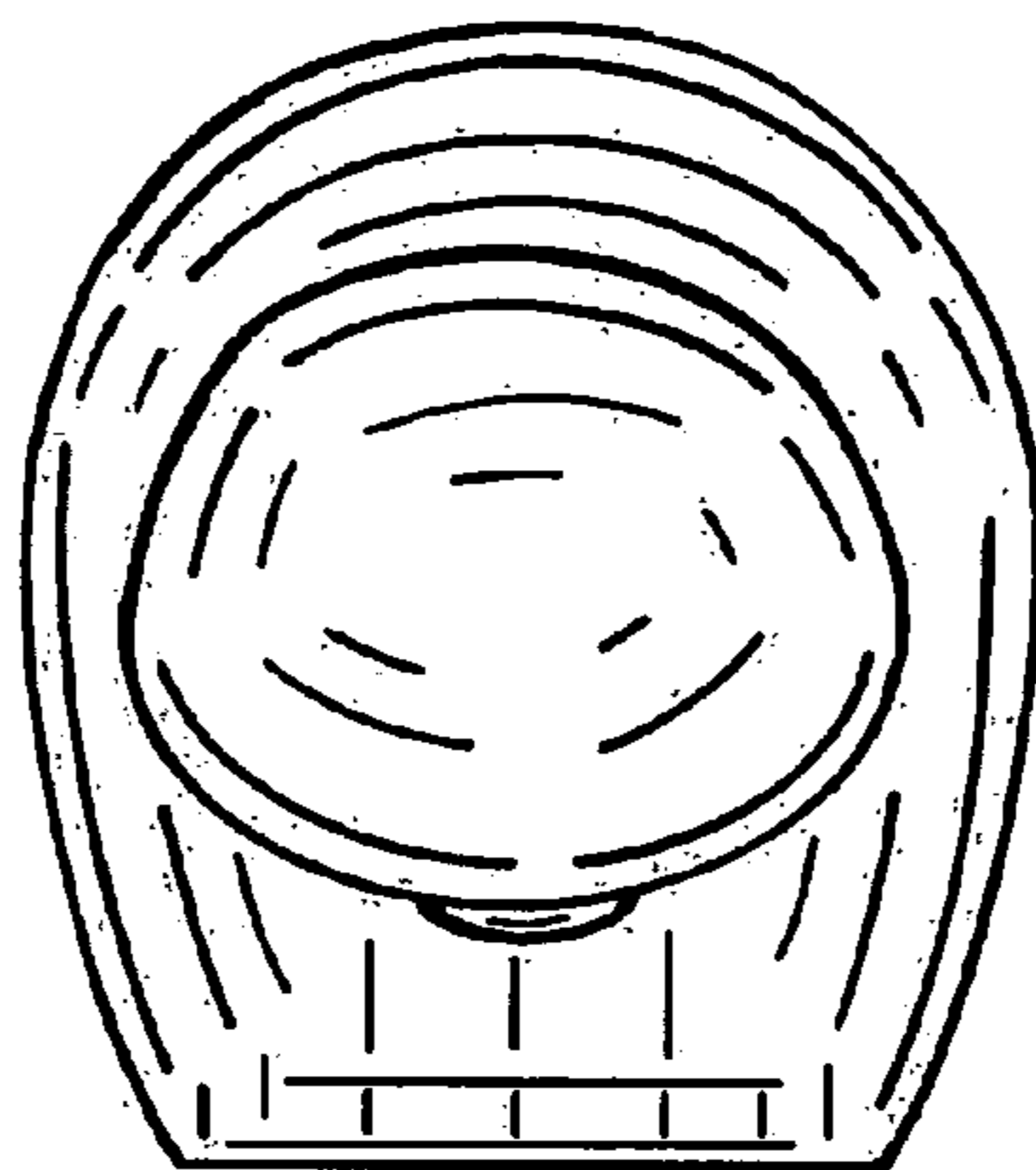


FIG.6

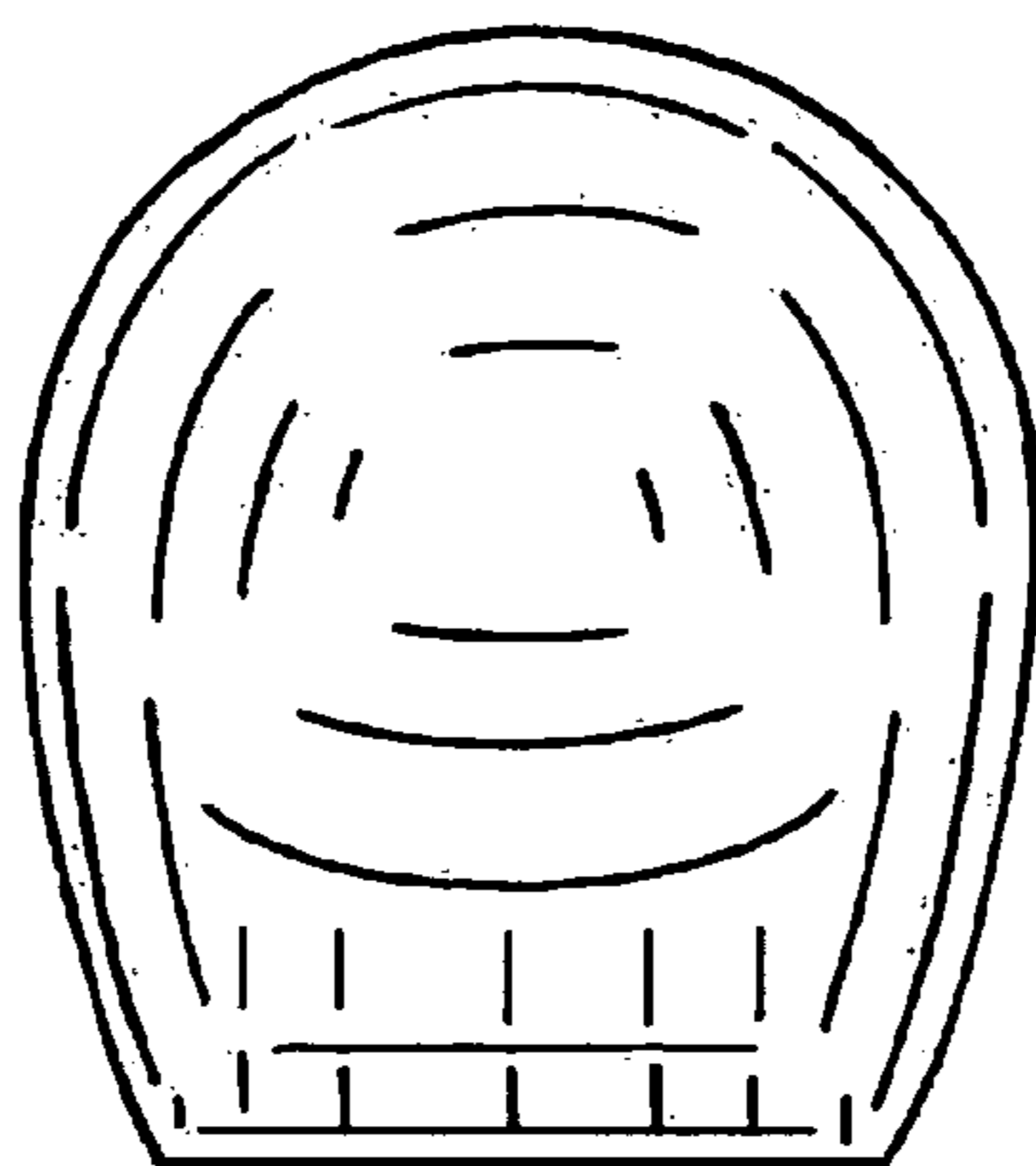


FIG.5