



US00D675828S

(12) **United States Design Patent**  
**Baker**

(10) **Patent No.:** **US D675,828 S**

(45) **Date of Patent:** **\*\* Feb. 12, 2013**

(54) **HANDLE**

(75) **Inventor:** **Gerald Hank William Baker**, Central Hong Kong (CN)

(73) **Assignee:** **One Hand Clapping Ltd.**, Tortola (VG)

(\*\*) **Term:** **14 Years**

(21) **Appl. No.:** **29/406,740**

(22) **Filed:** **Nov. 18, 2011**

(51) **LOC (9) Cl.** ..... **03-01**

(52) **U.S. Cl.** ..... **D3/328; D8/300**

(58) **Field of Classification Search** ..... D8/300,  
D8/383, 395; D3/328, 318, 315; D2/639;  
D9/434, 437; D19/86, 99; 24/343, 30.5 S,  
24/459, 265 R, 129 R, 16 PB; 206/320  
See application file for complete search history.

(56) **References Cited**

**U.S. PATENT DOCUMENTS**

656,431	A *	8/1900	Steward	24/130
1,243,232	A *	10/1917	Taggart	24/30.5 R
1,583,343	A *	5/1926	Duerden	24/129 R
2,099,199	A *	11/1937	Devendorf et al.	24/198
2,825,952	A *	3/1958	Van Driel	24/570
2,876,022	A	3/1959	Kroviak	
3,520,004	A *	7/1970	Patnaude	4/503
3,653,100	A *	4/1972	Dolan	24/198
4,020,527	A	5/1977	O'Neill	
D267,909	S *	2/1983	Fildan	D11/218
4,395,057	A	7/1983	Young	
4,470,180	A *	9/1984	Blomgren	24/563
4,988,229	A	1/1991	Ramsey, III	
5,007,141	A *	4/1991	Gentes	24/163 R
5,075,926	A	12/1991	Jeong	
D334,883	S *	4/1993	Fraker et al.	D8/369
5,249,337	A *	10/1993	Cross et al.	24/129 R
5,417,456	A	5/1995	Laubacher	
5,456,497	A	10/1995	Ross, Jr.	
5,463,797	A *	11/1995	Laug et al.	24/115 G
D452,138	S *	12/2001	Murata	D8/383
D455,348	S	4/2002	Fludd	

D463,279	S	9/2002	Piazza	
6,616,111	B1	9/2003	White	
6,672,621	B1	1/2004	Moss	
6,693,367	B1	2/2004	Schmeisser et al.	
6,781,825	B2	8/2004	Shih et al.	
6,967,836	B2	11/2005	Huang et al.	
6,999,797	B2	2/2006	Crawford et al.	
7,237,756	B2	7/2007	Isenberg	
7,274,564	B2	9/2007	Rossini	
7,307,620	B2	12/2007	Siddeeq	
7,359,184	B2	4/2008	Lord	
7,651,029	B1	1/2010	Mangaroo et al.	
D614,652	S *	4/2010	Arnell	D14/489
D618,094	S *	6/2010	Arnell	D9/434
D625,654	S *	10/2010	Spater	D11/210
D634,191	S *	3/2011	Arnell	D9/434

(Continued)

**OTHER PUBLICATIONS**

Biggs, J. "FreeOneHand iPad Holder and Stand: Simply Grip the Rod," CrunchGear, URL=<http://www.crunchgear.com/2010/11/23/freonehand-ipad-holder-and-stand-simply-grip-the-rod/>, dated Nov. 23, 2010, download date Apr. 8, 2011, 2 pages.

(Continued)

*Primary Examiner* — Paula Greene

(74) *Attorney, Agent, or Firm* — Seed IP Law Group PLLC

(57) **CLAIM**

The ornamental design for a handle, as shown and described.

**DESCRIPTION**


FIG. 1 is an isometric projection of an embodiment of a handle of my new design.

FIG. 2 is a top plan view of the handle of FIG. 1. The bottom plain view is the mirror image.

FIG. 3 is a right side elevational view of the handle of FIG. 1. The left elevational view is the same; and,

FIG. 4 is a front elevational view of the handle of FIG. 1, a rear elevational view is the same.

**1 Claim, 2 Drawing Sheets**



U.S. PATENT DOCUMENTS

D657,564 S \* 4/2012 Baker ..... D3/328  
2004/0226973 A1 11/2004 Kao  
2005/0257341 A1 11/2005 Chen et al.  
2007/0051766 A1 3/2007 Spencer

OTHER PUBLICATIONS

E. Sadun, Tuaw.com; "Voices that Matter iPhone: One-handed iPad holder," URL=<http://www.tuaw.com/2010/04/24/voices-that-matter-iphone-one-handed-ipad-holder/>, 5 pages, Apr. 24, 2010.

J. Biggs, Techcrunch.com; "FreeOneHand iPad Holder And Stand: Simply Grip The Rod," URL=<http://techcrunch.com/2010/11/23/freonehand-ipad-holder-and-stand-simply-grip-the-rod/>, 3 pages, Nov. 23, 2010.

N. Gravley, MacObserver.com; "Onhand X-Band for The iPad—Hold Your iPad With One Hand," URL=[http://www.macobserver.com/tmo/review/onhand\\_x-band\\_for\\_the\\_ipad\\_-\\_hold\\_your\\_ipad\\_with\\_one\\_hand/](http://www.macobserver.com/tmo/review/onhand_x-band_for_the_ipad_-_hold_your_ipad_with_one_hand/), 3 pages, Jun. 18, 2010.

TapGrip, URL=[http://www.tabgrip.com/Photo\\_Gallery.php](http://www.tabgrip.com/Photo_Gallery.php), download date Apr. 8, 2011, 1 page.

\* cited by examiner

FIG 1




FIG 2




FIG 3

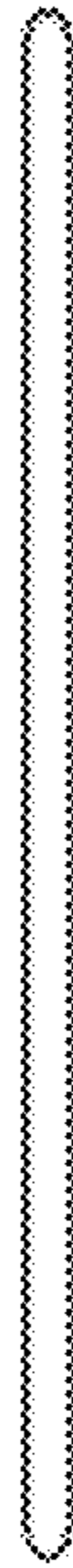


FIG 4

