



US00D675825S

(12) **United States Design Patent**
Levie

(10) **Patent No.:** **US D675,825 S**

(45) **Date of Patent:** **** Feb. 12, 2013**

(54) **BASKET**

(76) Inventor: **Mark Levie**, Ross, CA (US)

(**) Term: **14 Years**

(21) Appl. No.: **29/424,218**

(22) Filed: **Jun. 8, 2012**

(51) **LOC (9) Cl.** **03-01**

(52) **U.S. Cl.** **D3/311**

(58) **Field of Classification Search** D3/304-315,
D3/318-319; D6/525; 206/201, 203, 503,
206/509, 511-512, 429, 139; 220/515-519,
220/488

See application file for complete search history.

D604,769 S *	11/2009	Chen et al.	D19/90
D629,682 S *	12/2010	Overgaag	D9/427
D633,270 S *	2/2011	Gimeno et al.	D34/24
D634,482 S *	3/2011	Sullivan	D30/108
D635,363 S *	4/2011	Hertaus	D3/307
D636,952 S *	4/2011	Baldwin et al.	D32/3
D641,266 S *	7/2011	Tamura et al.	D10/46.2
D655,506 S *	3/2012	Humm et al.	D3/307
D664,004 S *	7/2012	Benishai	D7/543
D665,848 S *	8/2012	Lee	D19/92

* cited by examiner

Primary Examiner — Kelley Donnelly

(74) *Attorney, Agent, or Firm* — Pearne & Gordon LLP

(57) **CLAIM**

The ornamental design for a basket, as shown and described.

(56) **References Cited**

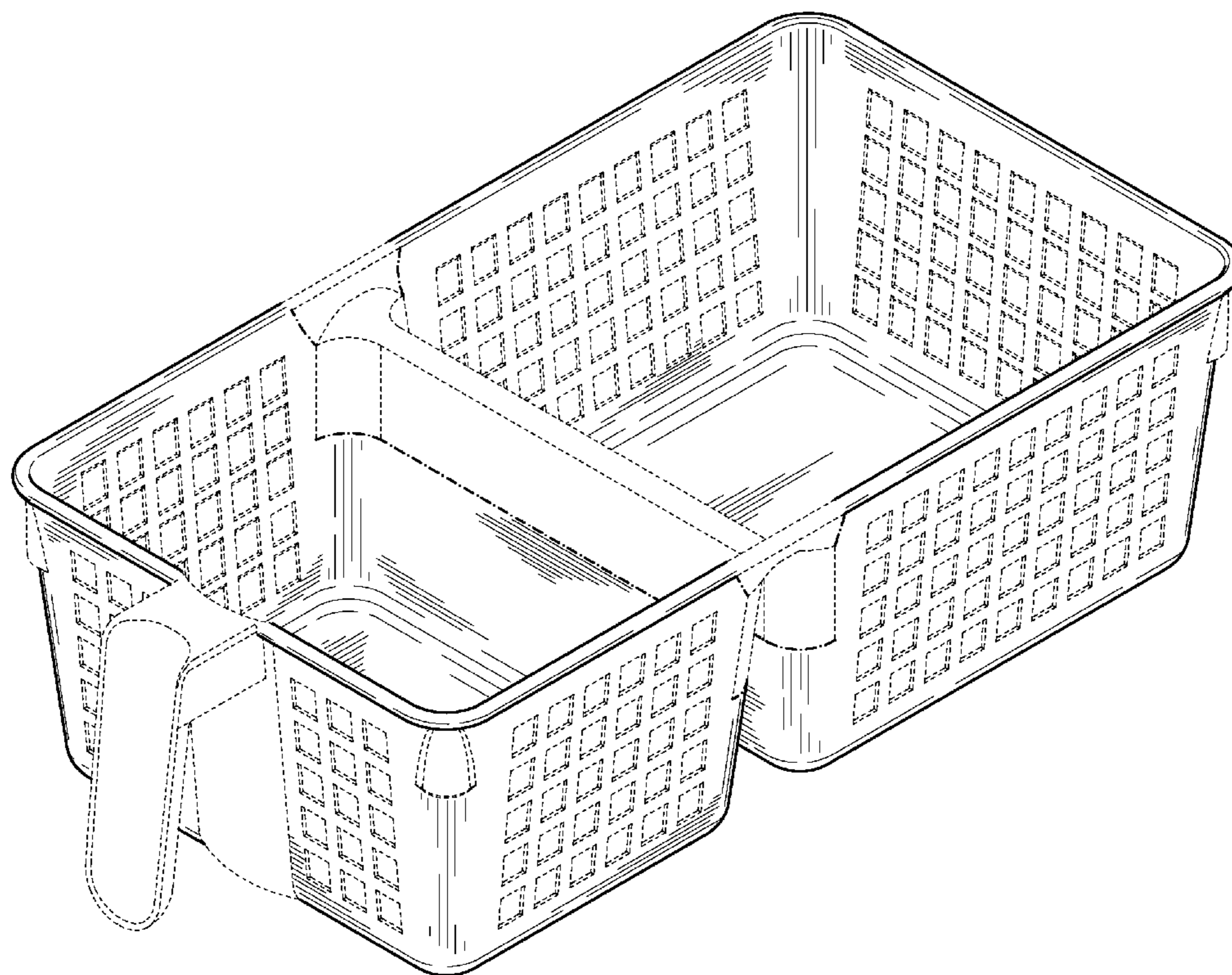
U.S. PATENT DOCUMENTS

D264,040 S *	4/1982	Kunze	D32/37
D326,550 S *	5/1992	Waterman	D3/304
5,197,613 A *	3/1993	Kotlowski	211/133.1
D392,782 S *	3/1998	McLain	D32/37
D401,024 S *	11/1998	Seymour	D32/37
D405,268 S *	2/1999	Apenes	D3/309
D406,698 S *	3/1999	Miller	D3/307
D433,548 S *	11/2000	Baines et al.	D32/37
D440,020 S *	4/2001	Ronson et al.	D32/37
D512,223 S *	12/2005	Snell	D3/304
D546,511 S *	7/2007	Luster	D32/37
D549,454 S *	8/2007	Åhman	D3/304
D586,558 S *	2/2009	Ziemann et al.	D3/304
D603,197 S *	11/2009	Hrovat	D6/510

DESCRIPTION

FIG. 1 is a perspective view of an example basket;
 FIG. 2 is a right side view thereof, the left side plan view being
 a mirror image thereof;
 FIG. 3 is an end view thereof;
 FIG. 4 is a front view thereof;
 FIG. 5 is a top view thereof; and,
 FIG. 6 is a bottom view thereof.
 The broken line showings of FIGS. 1-6 are for illustrative
 purposes only and form no part of the claimed design.
 The broken lines that define the bounds of the claimed design
 form no part thereof.

1 Claim, 5 Drawing Sheets



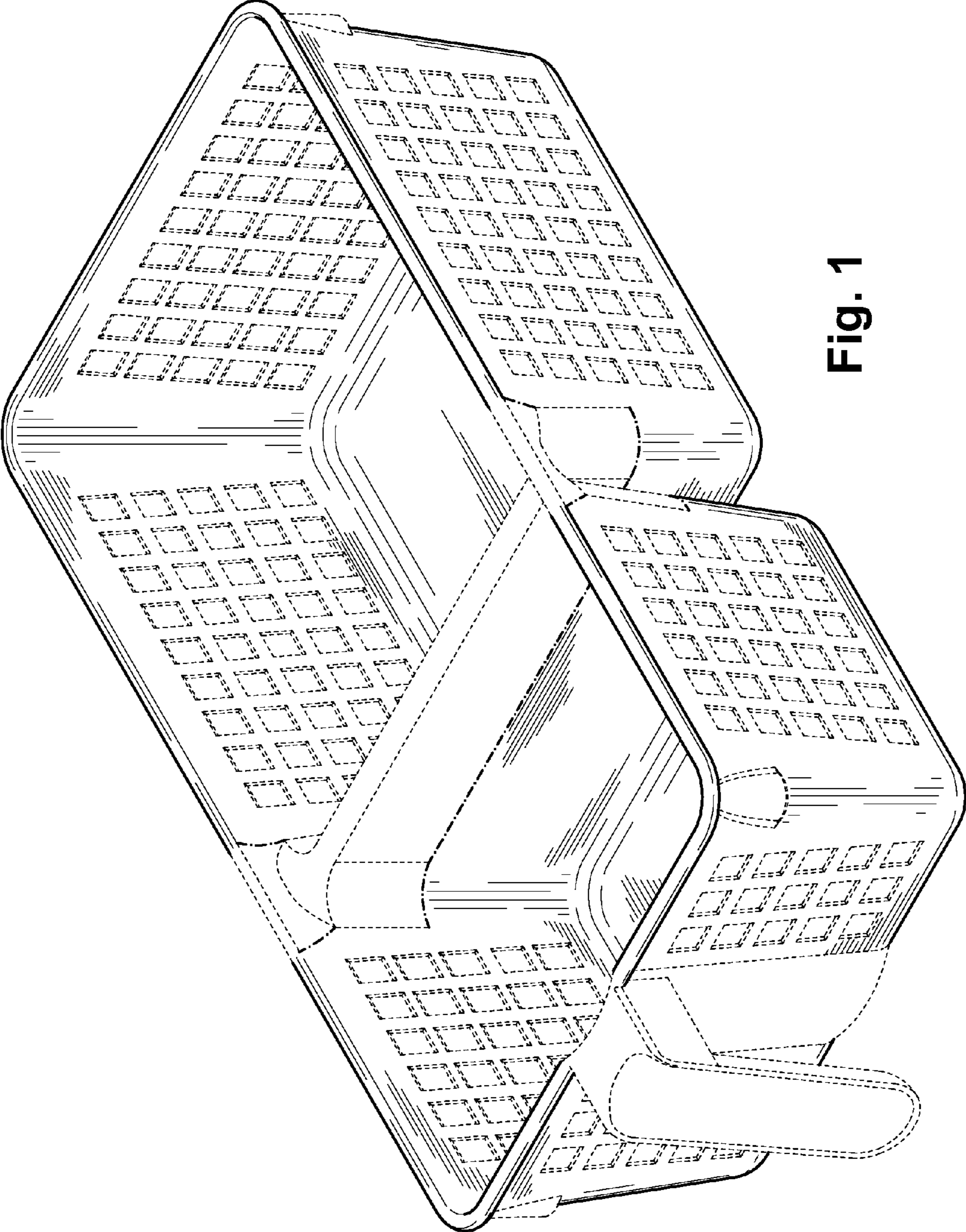


Fig. 1

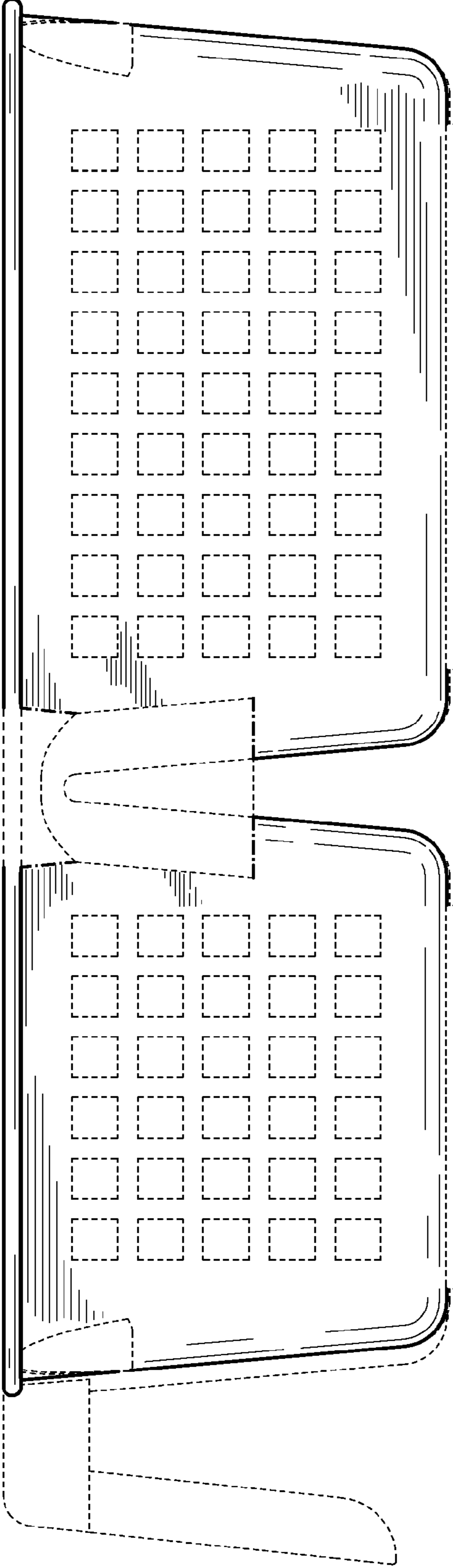


Fig. 2

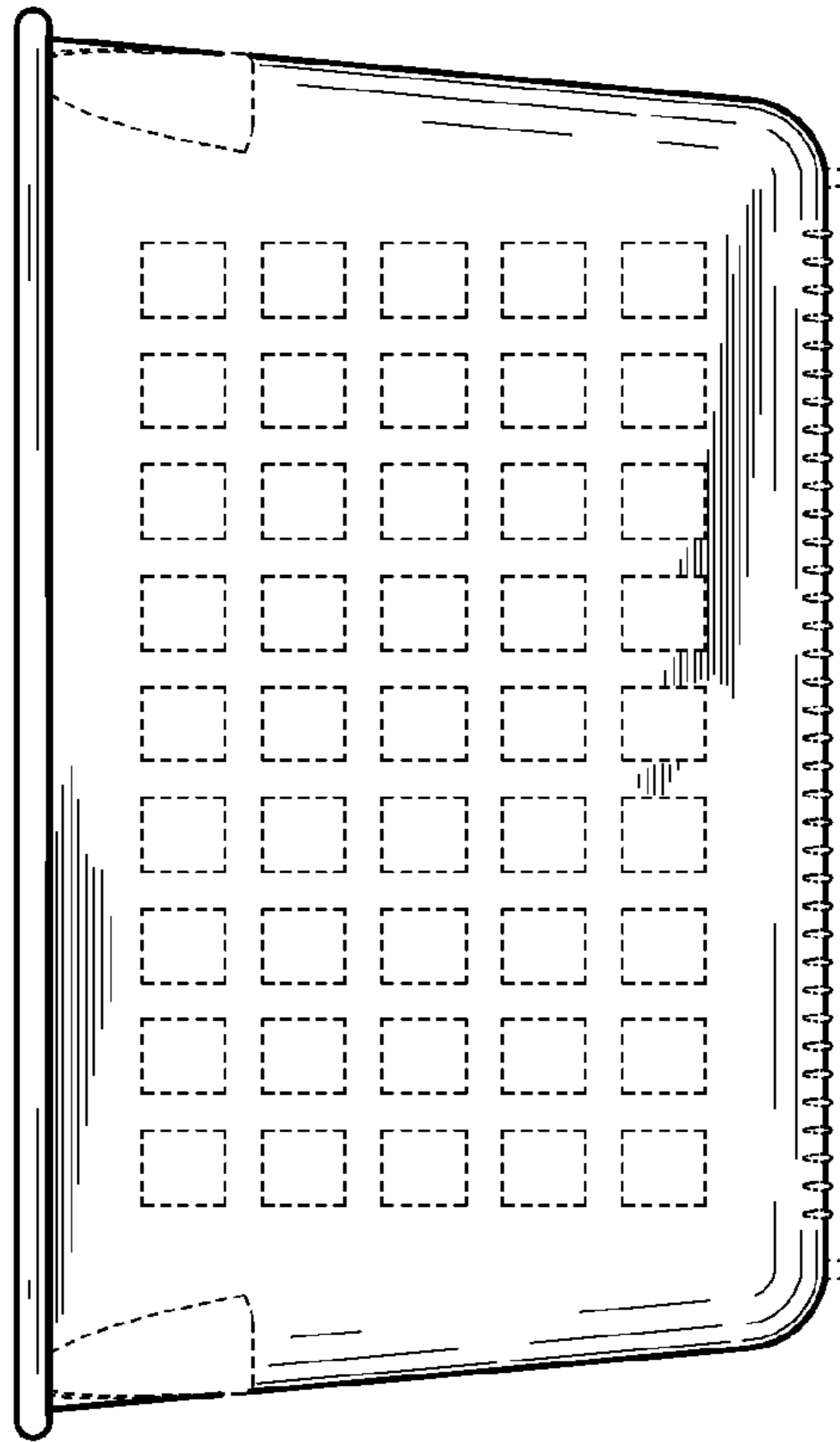


Fig. 4

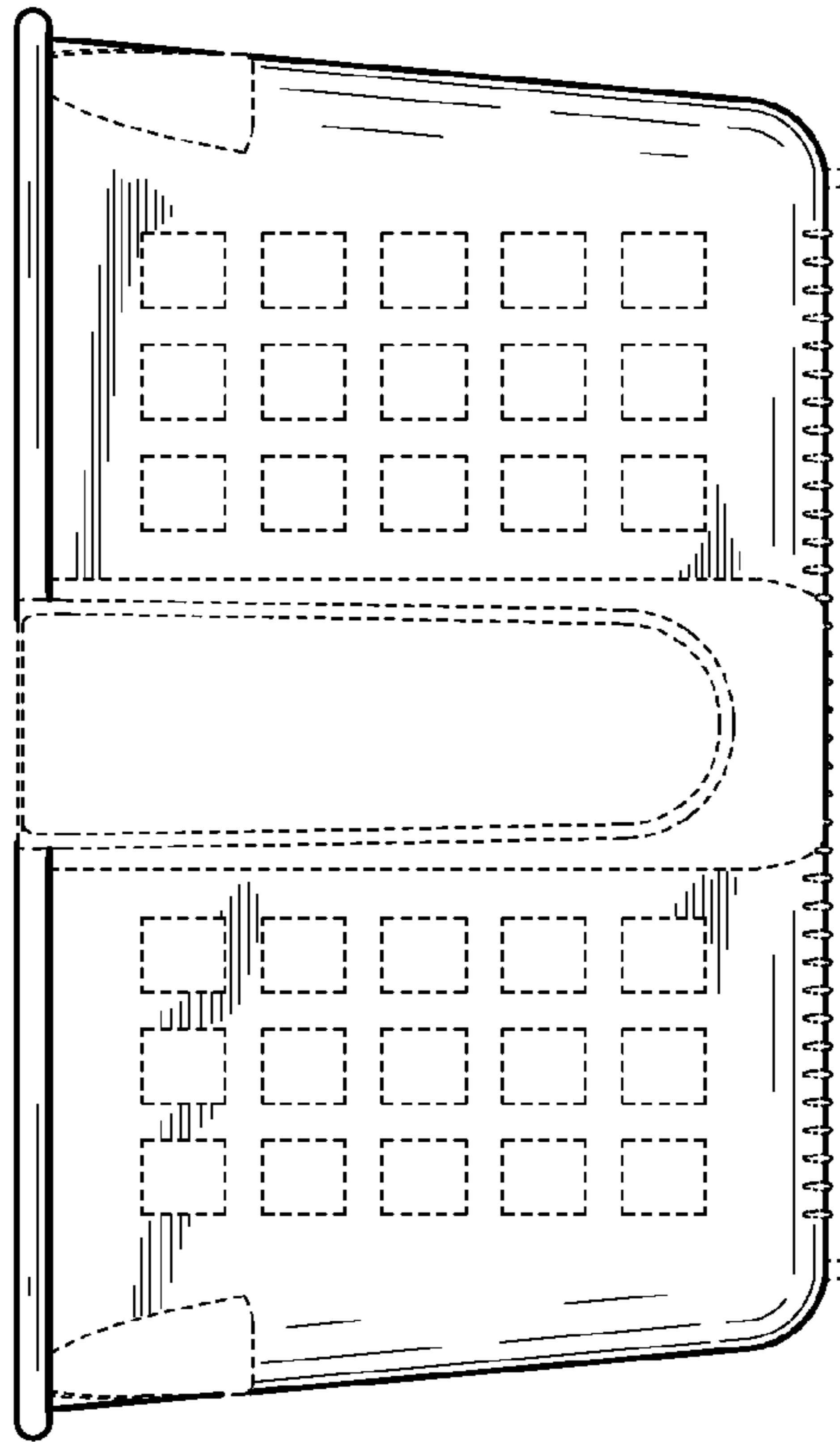


Fig. 3

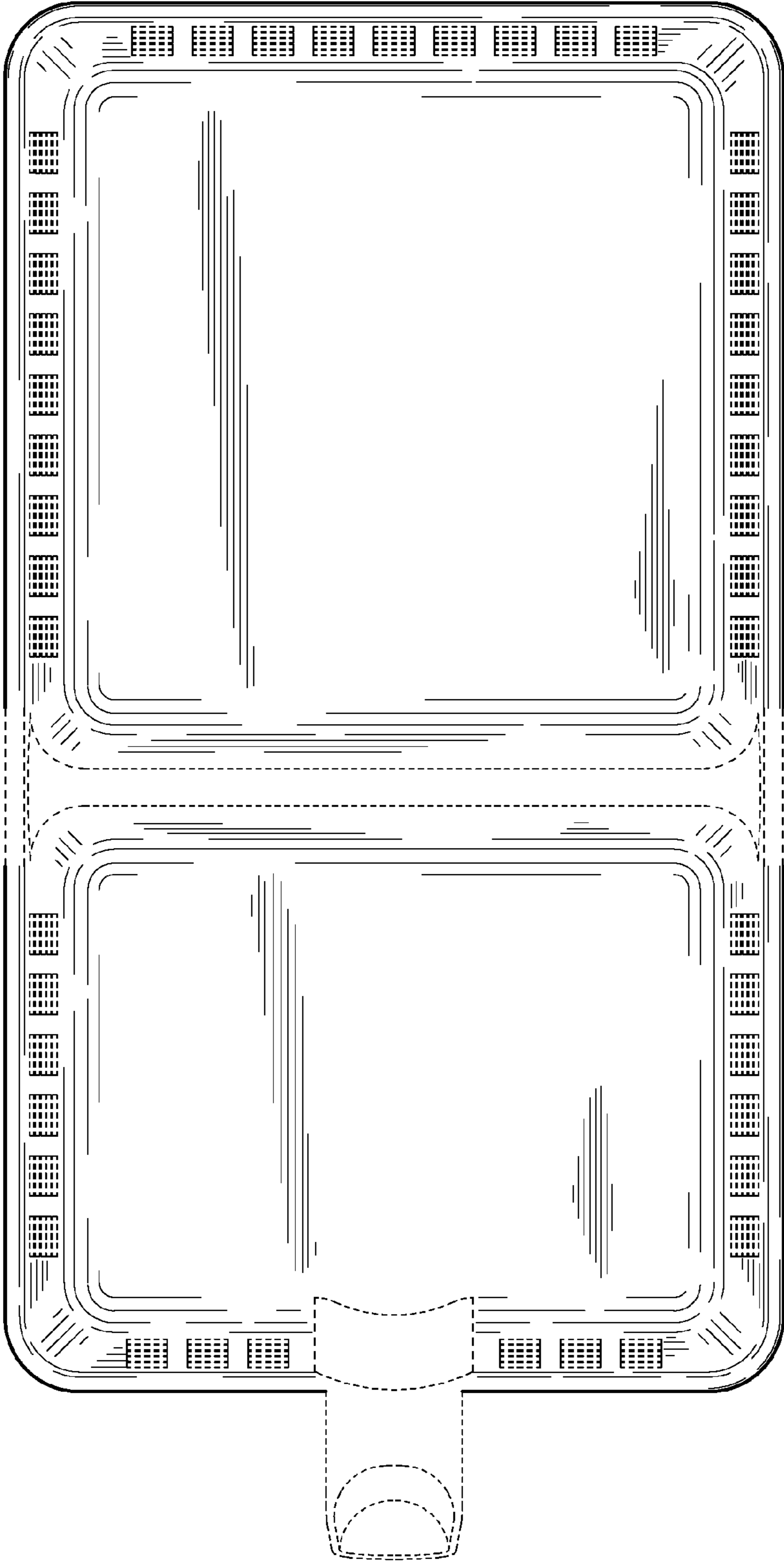


Fig. 5

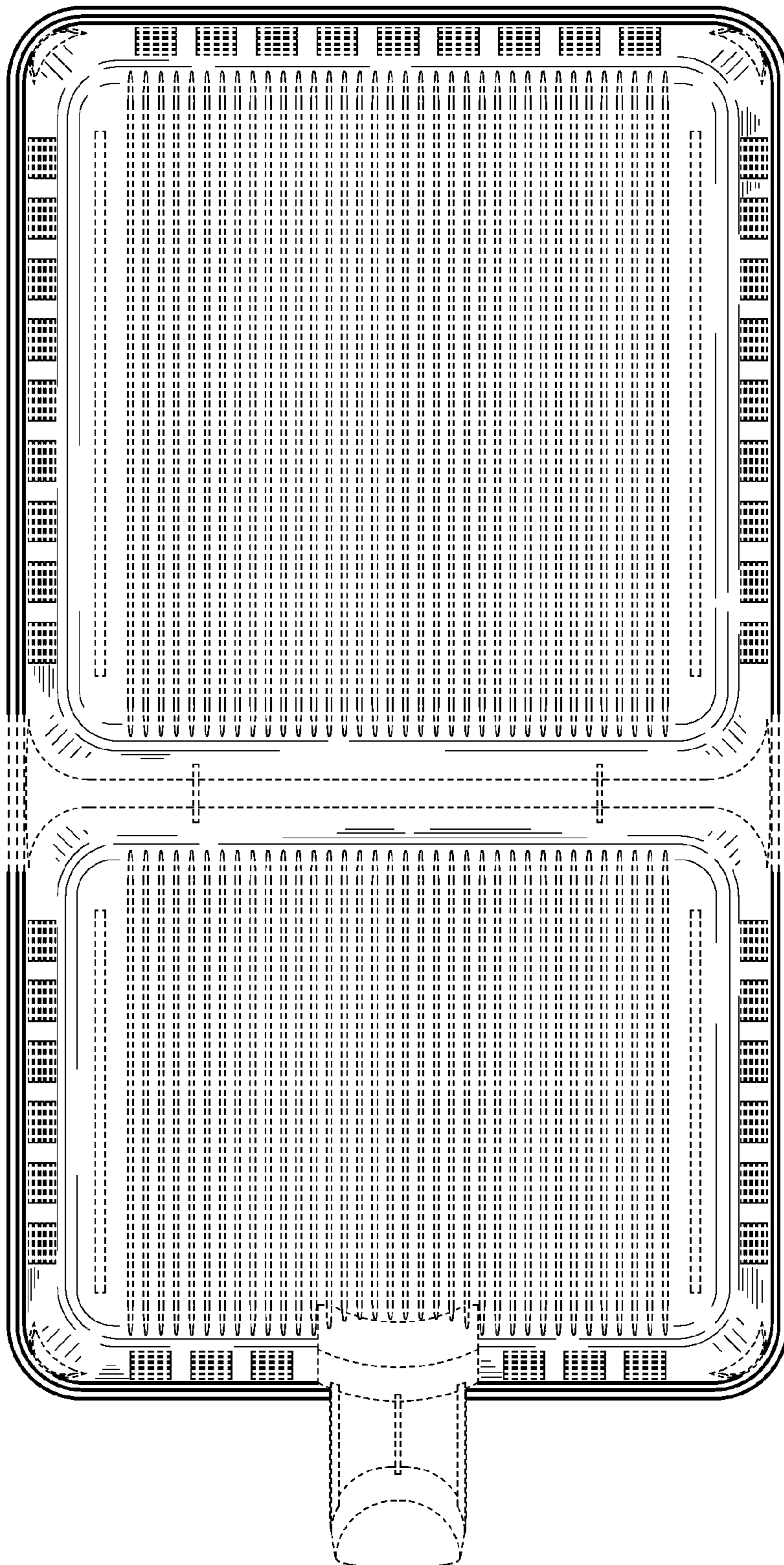


Fig. 6