



US00D675823S

(12) **United States Design Patent**  
**Vernall et al.**

(10) **Patent No.:** **US D675,823 S**  
(45) **Date of Patent:** **\*\* Feb. 12, 2013**

(54) **HINGED CASE**

(75) Inventors: **Andrew R. Vernall**, London (GB);  
**Christopher J. Vernall**, London (GB)

(73) Assignee: **Tomtom International B.V.**, Amsterdam  
(NL)

(\*\*) Term: **14 Years**

(21) Appl. No.: **29/414,537**

(22) Filed: **Feb. 29, 2012**

(30) **Foreign Application Priority Data**

Sep. 1, 2011 (EM) ..... 001911199-0003  
Sep. 1, 2011 (EM) ..... 001911199-0004

(51) **LOC (9) Cl.** ..... **03-01**

(52) **U.S. Cl.** ..... **D3/294**

(58) **Field of Classification Search** ..... D3/293-295,  
D3/273, 302, 905, 276, 283, 201; 206/349,  
206/372; D7/629; D30/133; D9/420; 220/523,  
220/4.21, 4.22

See application file for complete search history.

(56) **References Cited**

**U.S. PATENT DOCUMENTS**

D180,079 S \* 4/1957 Harper ..... D3/295  
D280,678 S \* 9/1985 Loscalzo et al. .... D3/294  
D367,211 S \* 2/1996 Cautereels ..... D7/629  
D458,127 S \* 6/2002 de Groote ..... D9/423  
D469,955 S \* 2/2003 Lauer ..... D3/294  
D527,182 S \* 8/2006 Ham ..... D3/294

D529,288 S \* 10/2006 Ham ..... D3/294  
D549,119 S \* 8/2007 Becker ..... D10/104.1  
D566,395 S \* 4/2008 Langer et al. .... D3/294  
D586,557 S \* 2/2009 Jalet ..... D3/294  
D592,399 S \* 5/2009 Sage ..... D3/295  
D636,182 S \* 4/2011 Yang ..... D3/294  
D636,598 S \* 4/2011 Tseng et al. .... D3/294  
D641,164 S \* 7/2011 Cornu et al. .... D3/294  
D661,897 S \* 6/2012 Kohler et al. .... D3/294

\* cited by examiner

*Primary Examiner* — Sheryl Lane

(57) **CLAIM**

I claim the ornamental design for a hinged case, as shown and described.

**DESCRIPTION**

FIG. 1 is a top front left perspective view of the hinged case.  
FIG. 2 is a bottom front left perspective view of the hinged case.

FIG. 3 is a front view of the hinged case.

FIG. 4 is a rear view of the hinged case.

FIG. 5 is a top view of the hinged case.


FIG. 6 is a bottom view of the hinged case.

FIG. 7 is a right side view of the hinged case; and,

FIG. 8 is a left side view of the hinged case.

The broken line showings of a zipper teeth, a zipper pull tab, and portion of a zipper slider do not form portions of the claimed design.

**1 Claim, 3 Drawing Sheets**



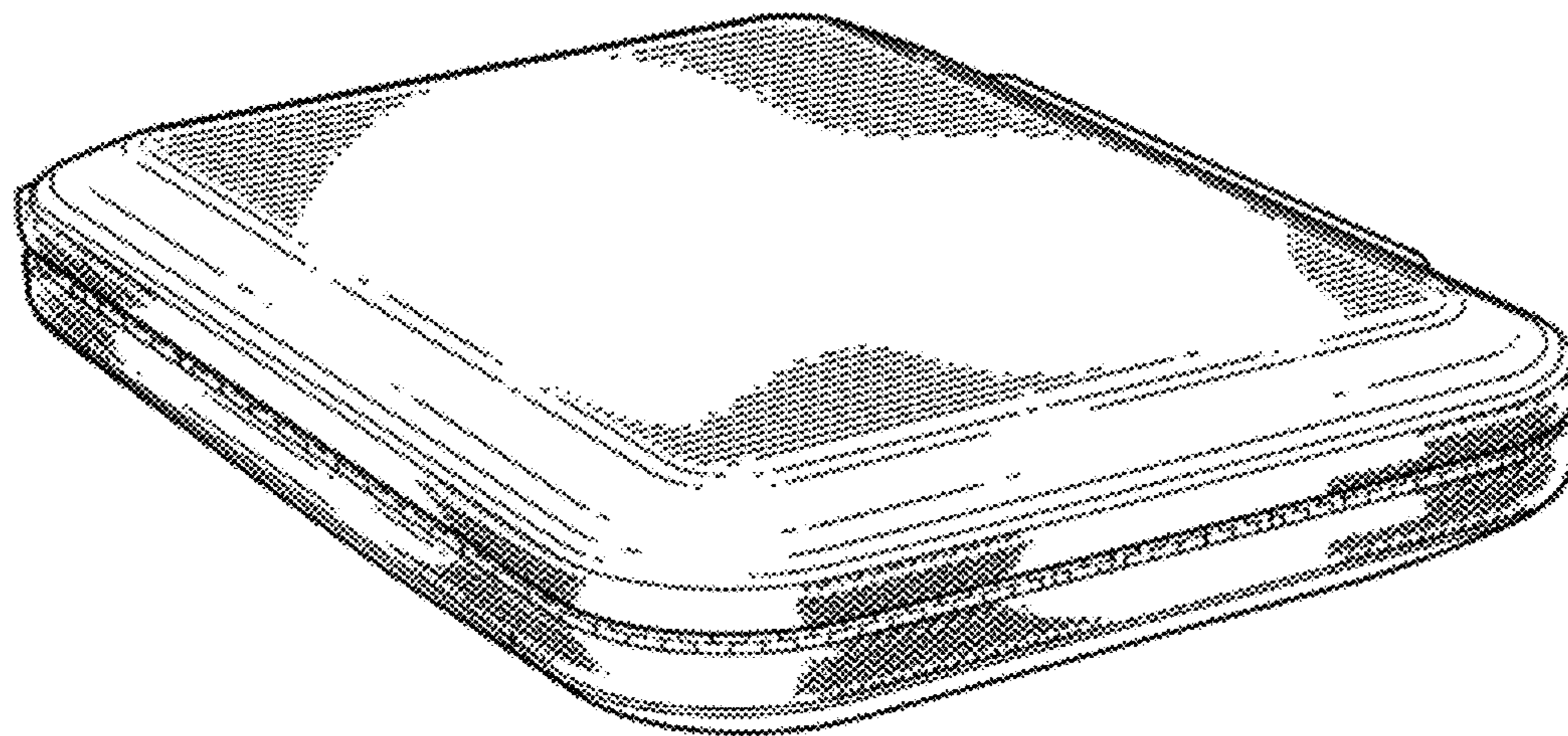


FIG. 1

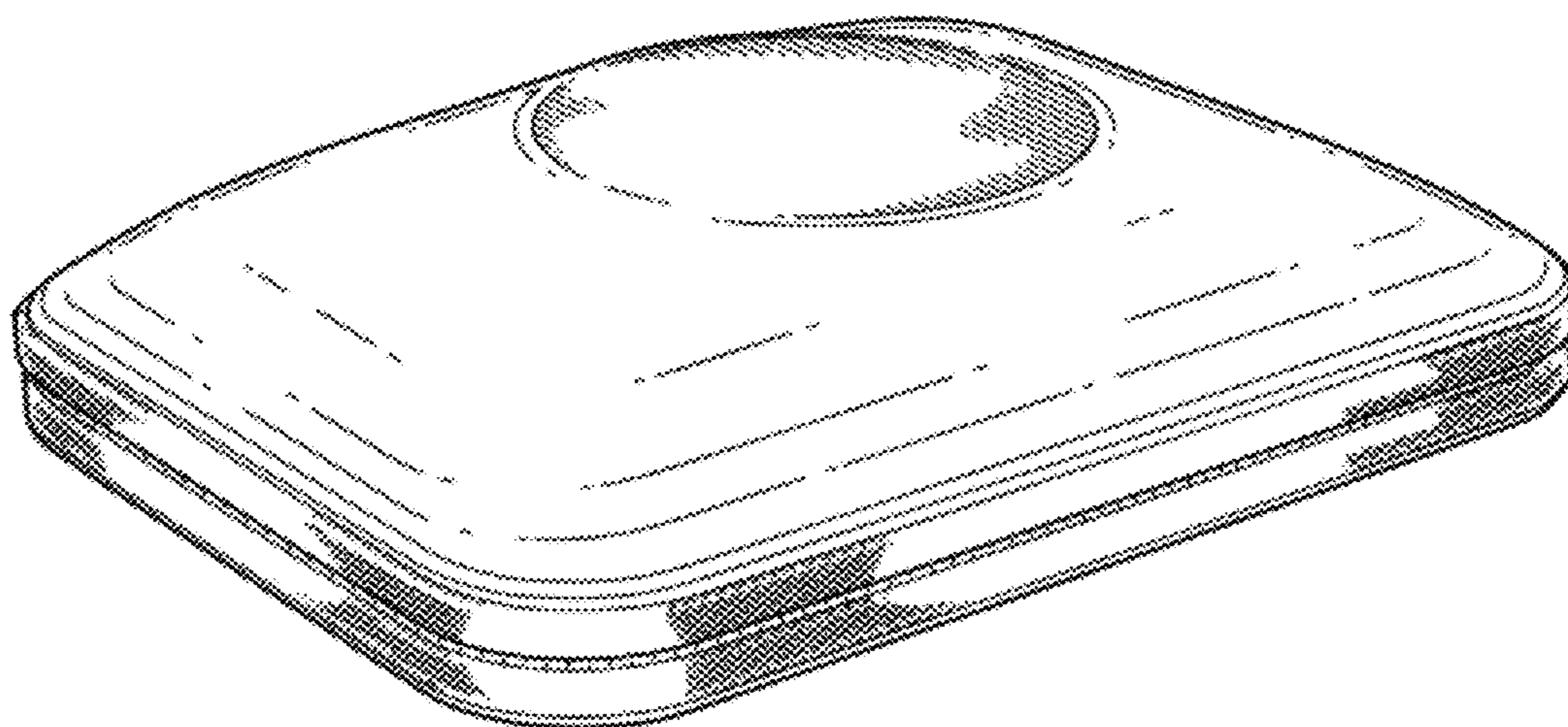


FIG. 2






FIG. 3




FIG. 4




FIG. 5

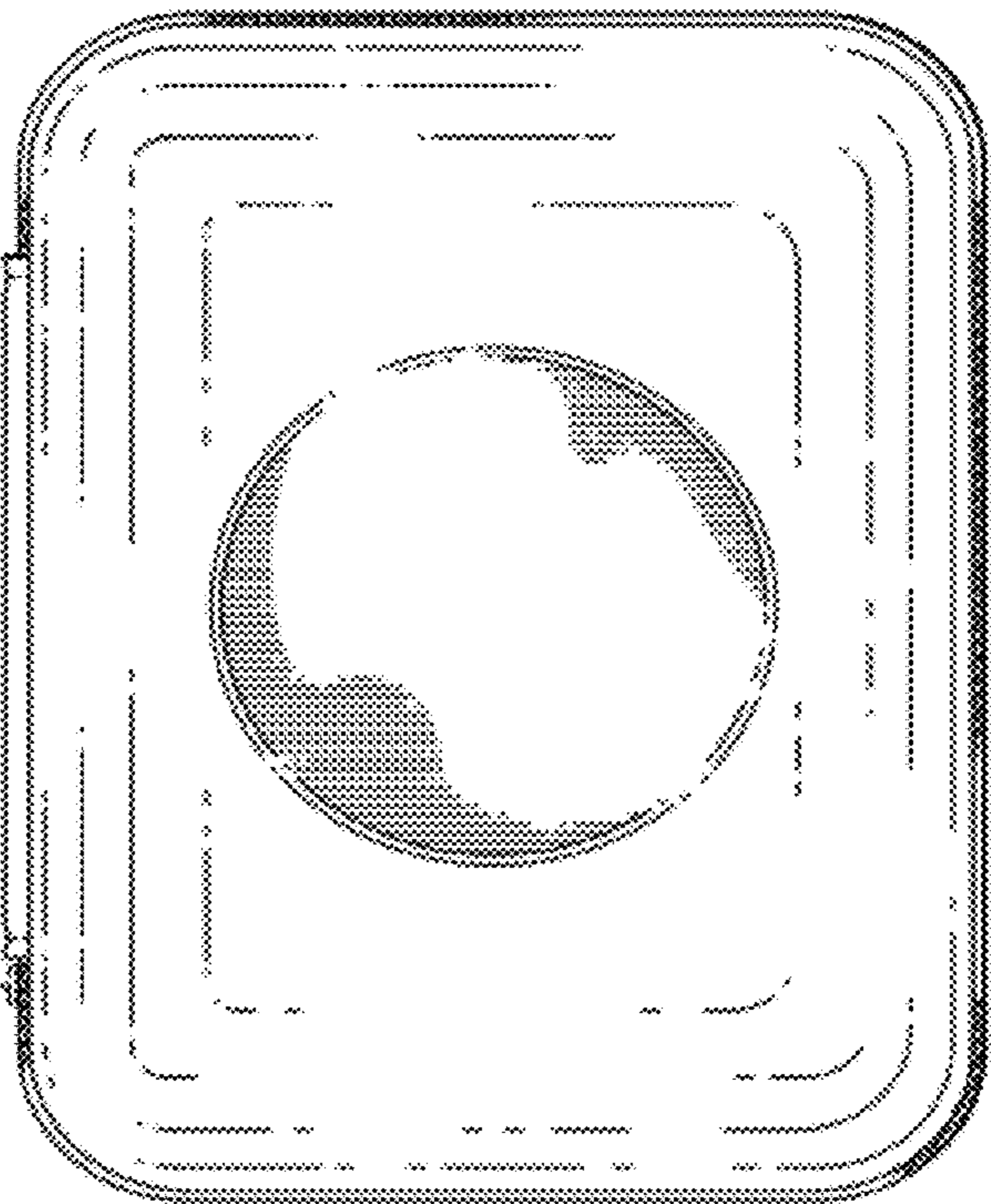


FIG. 6

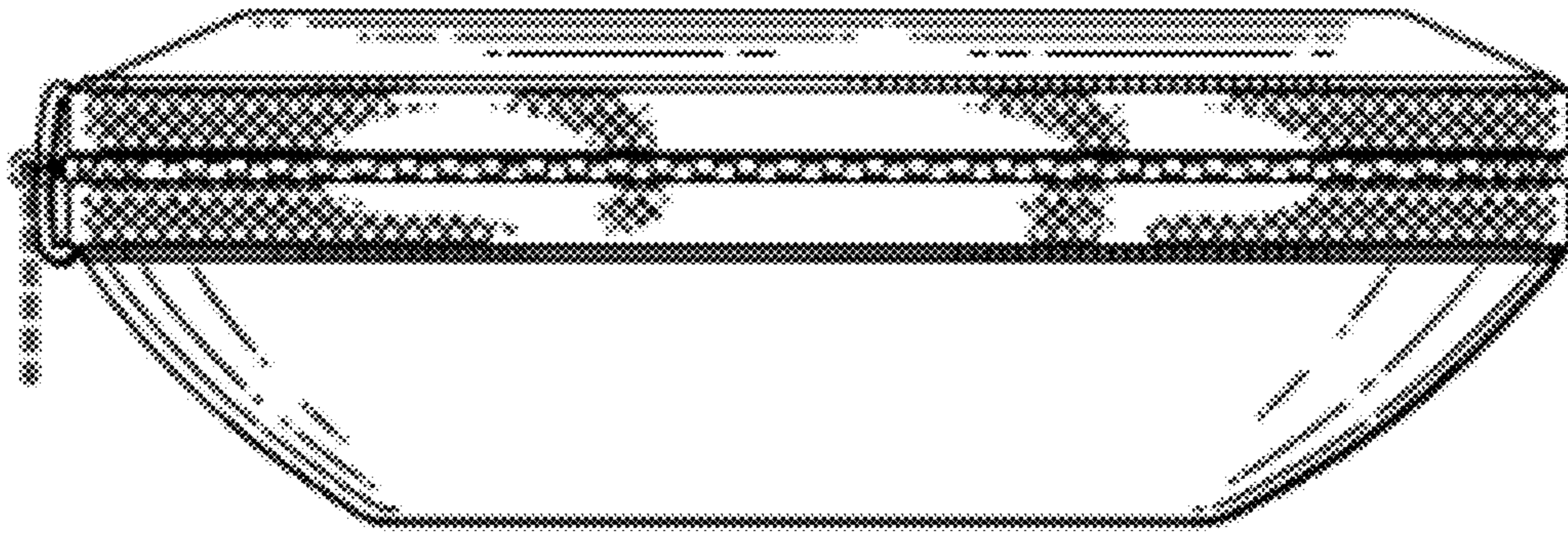


FIG. 7

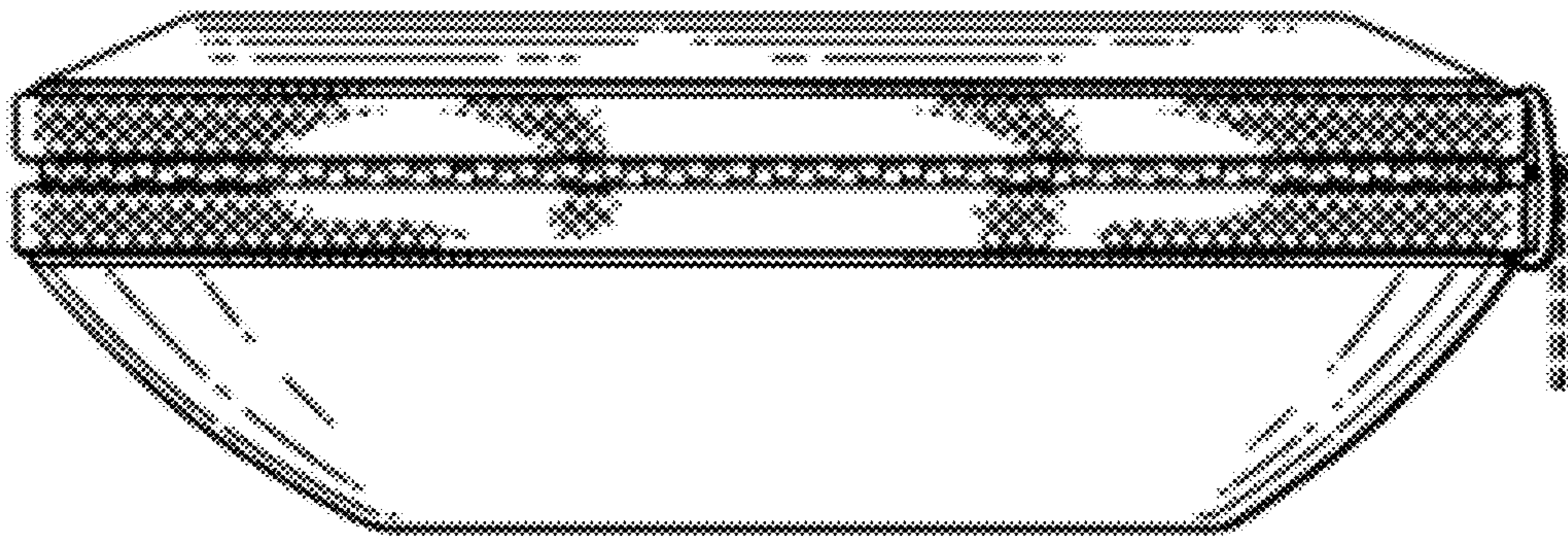


FIG. 8