



US00D675819S

(12) **United States Design Patent**
Cyterski

(10) **Patent No.:** **US D675,819 S**

(45) **Date of Patent:** **** Feb. 12, 2013**

(54) **SUNDRY CARRY CASE**

(76) **Inventor:** **Leonard M. Cyterski, O'Hara**
Township, PA (US)

(**) **Term:** **14 Years**

(21) **Appl. No.:** **29/391,612**

(22) **Filed:** **May 11, 2011**

Related U.S. Application Data

(63) Continuation-in-part of application No. 29/338,580,
filed on Jun. 15, 2009, now abandoned.

(51) **LOC (9) Cl.** **03-01**

(52) **U.S. Cl.** **D3/232**

(58) **Field of Classification Search** D3/201,
D3/203.1, 203.6-203.8, 205, 232, 278, 289,
D3/290, 301; D26/138; 190/100, 101, 109,
190/110, 111, 119, 120, 900, 903; D14/315,
D14/440; D19/26, 27; 206/320, 576; 224/926,
224/930, 931

See application file for complete search history.

(56) **References Cited**

U.S. PATENT DOCUMENTS

D309,831 S * 8/1990 Gibbs D3/278
D416,681 S * 11/1999 Imbert D3/290
D469,252 S 1/2003 Su

D469,606 S 2/2003 Su
D596,850 S 7/2009 Smith
7,617,917 B2 11/2009 Hai et al.
D611,705 S 3/2010 Romero et al.
D612,979 S * 3/2010 Holsinger D26/138
D621,610 S 8/2010 Parsley et al.
D628,378 S 12/2010 Dolce et al.
7,900,757 B2 * 3/2011 Sisitsky 190/100
D636,988 S * 5/2011 Romero et al. D3/232

* cited by examiner

Primary Examiner — Susan Bennett Hattan

Assistant Examiner — Barbara B Lohr

(74) *Attorney, Agent, or Firm* — The Webb Law Firm

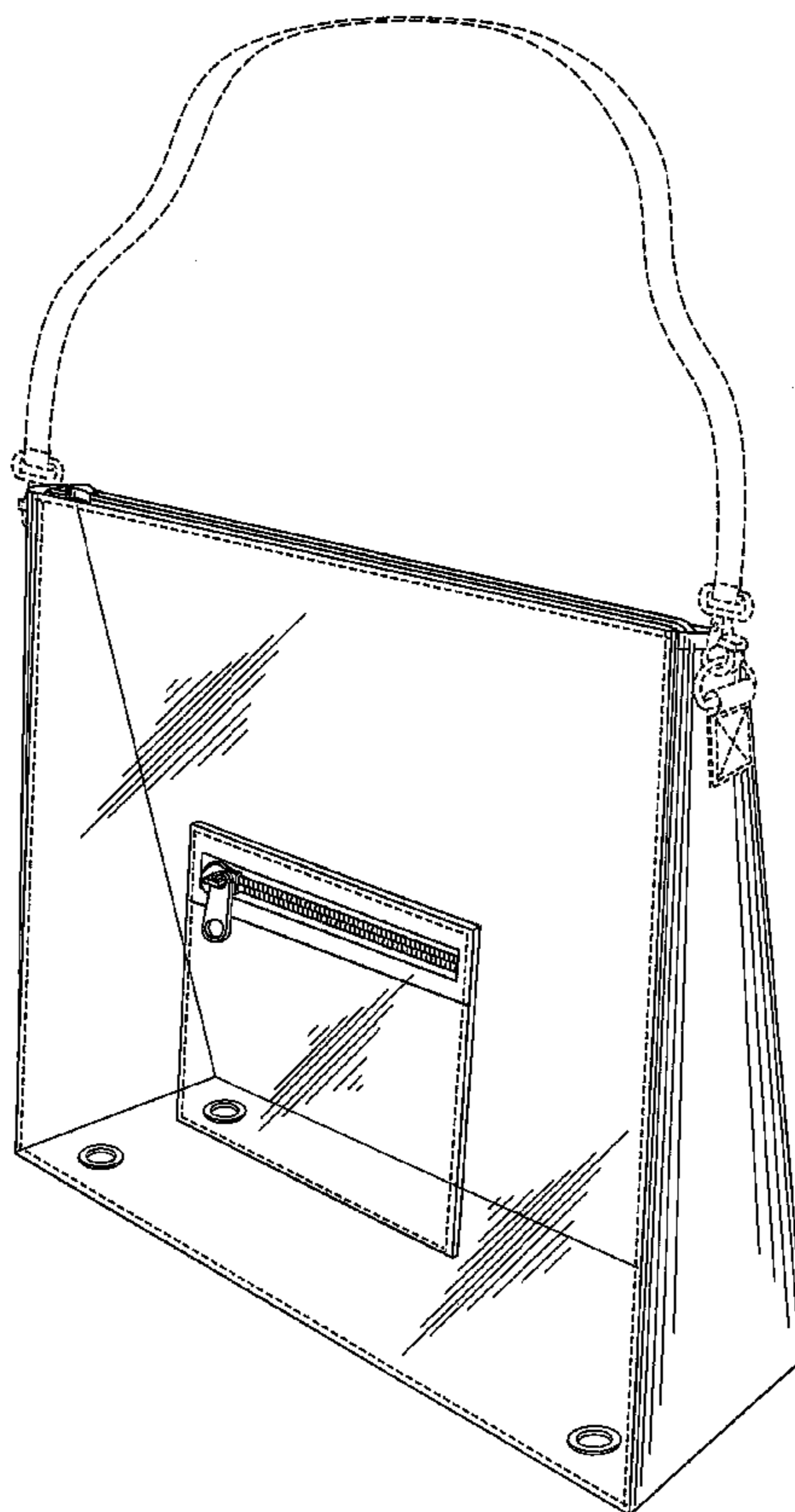
(57) **CLAIM**

The ornamental design for a sundry carry case, as shown and described.

DESCRIPTION

FIG. 1 is a front perspective view of a first embodiment of a sundry carry case in accordance with the present invention; FIG. 2 is a front view thereof; FIG. 3 is a rear view thereof; FIG. 4 is a top plan view thereof; FIG. 5 is a bottom view thereof; FIG. 6 is a left side view thereof; and, FIG. 7 is a right side view thereof.

1 Claim, 6 Drawing Sheets



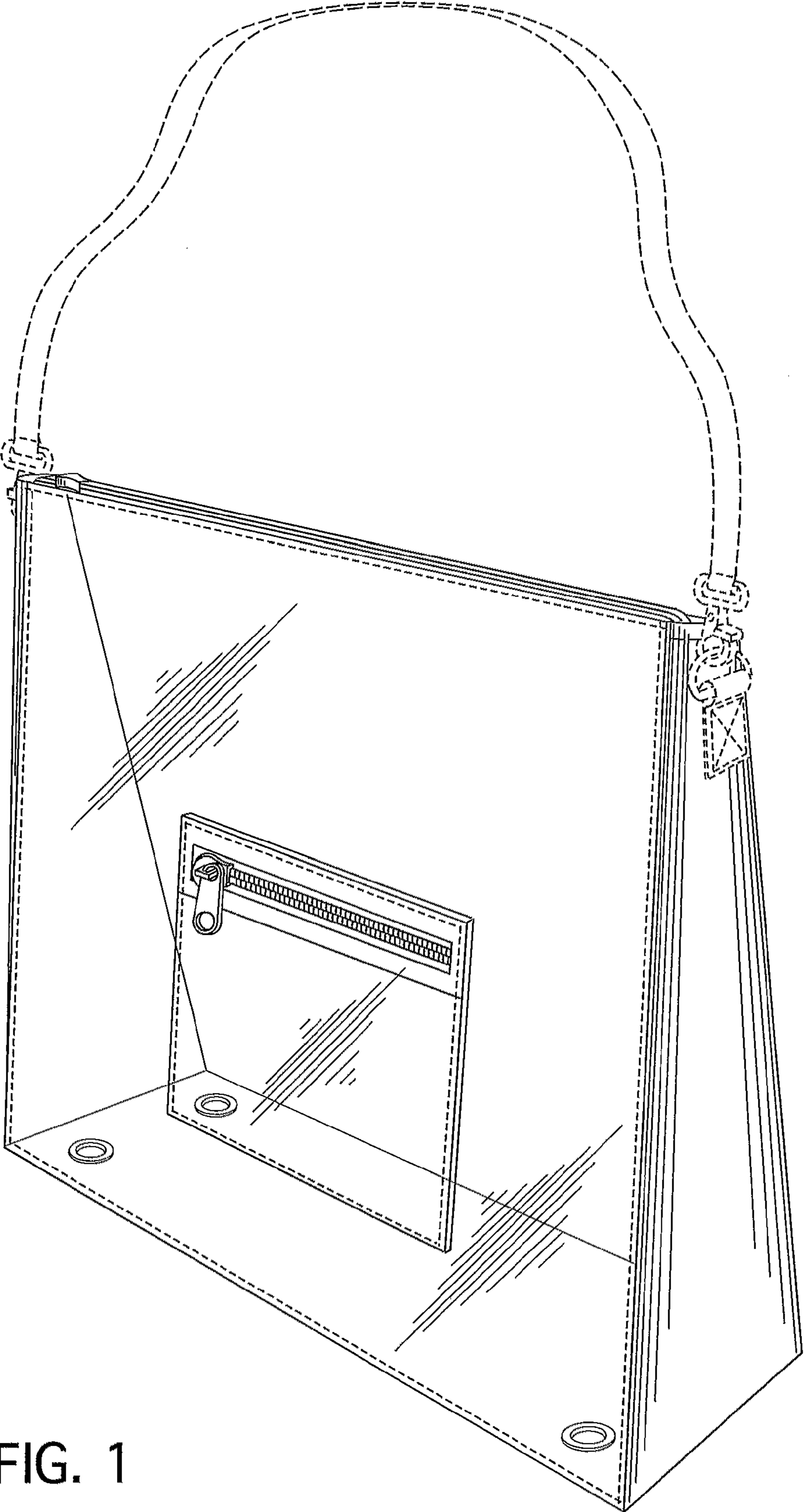


FIG. 1

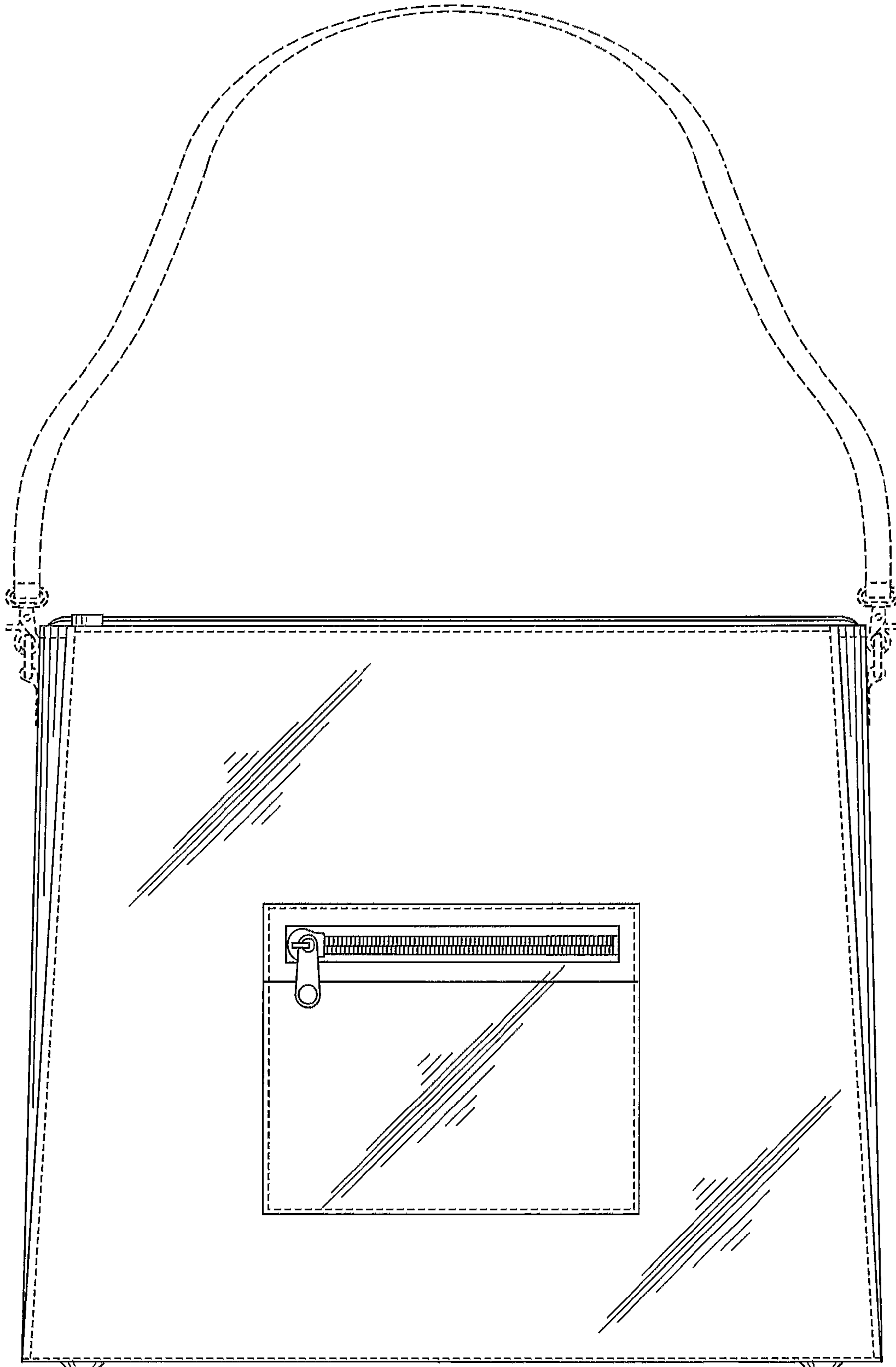


FIG. 2

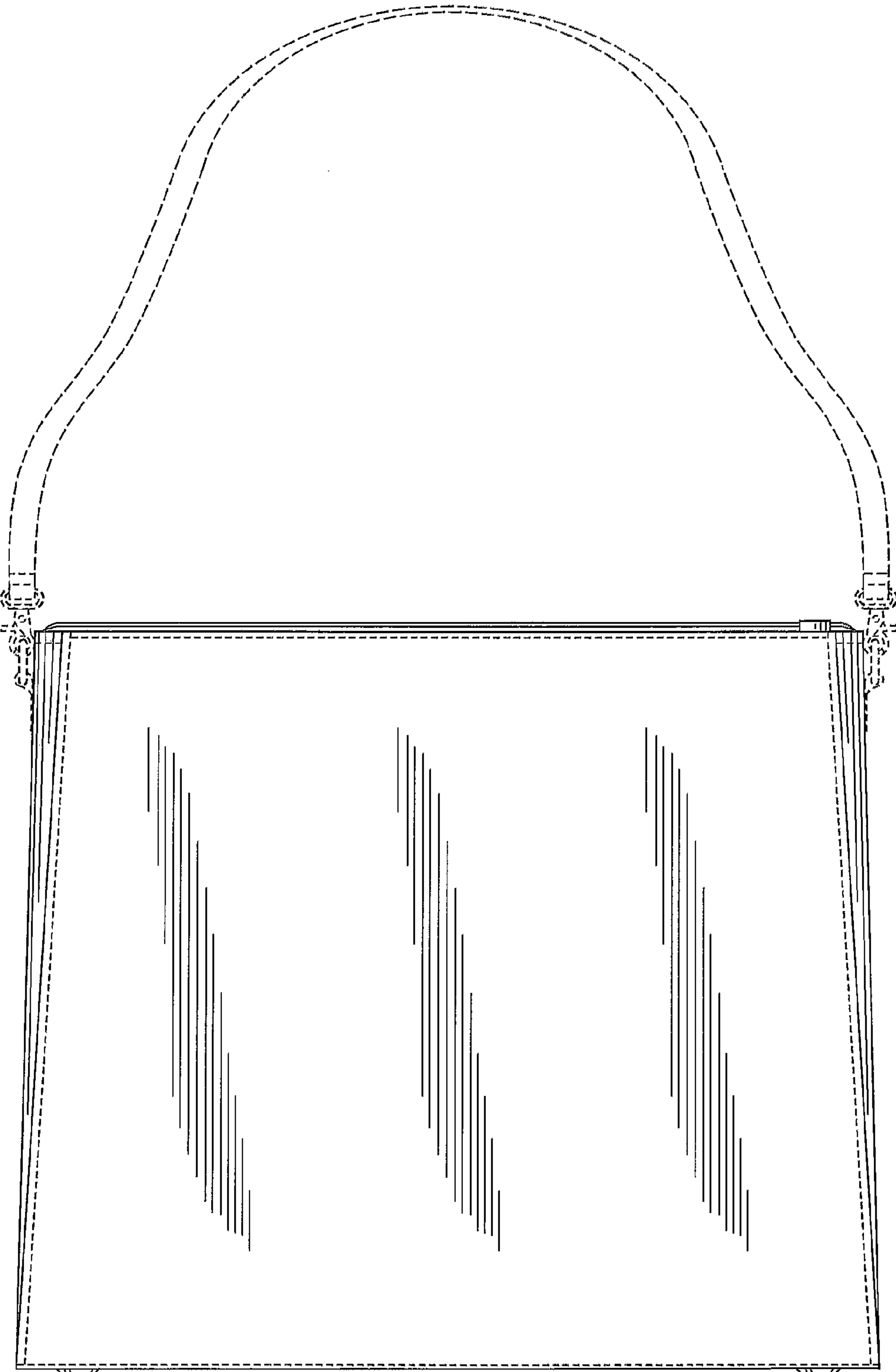


FIG. 3

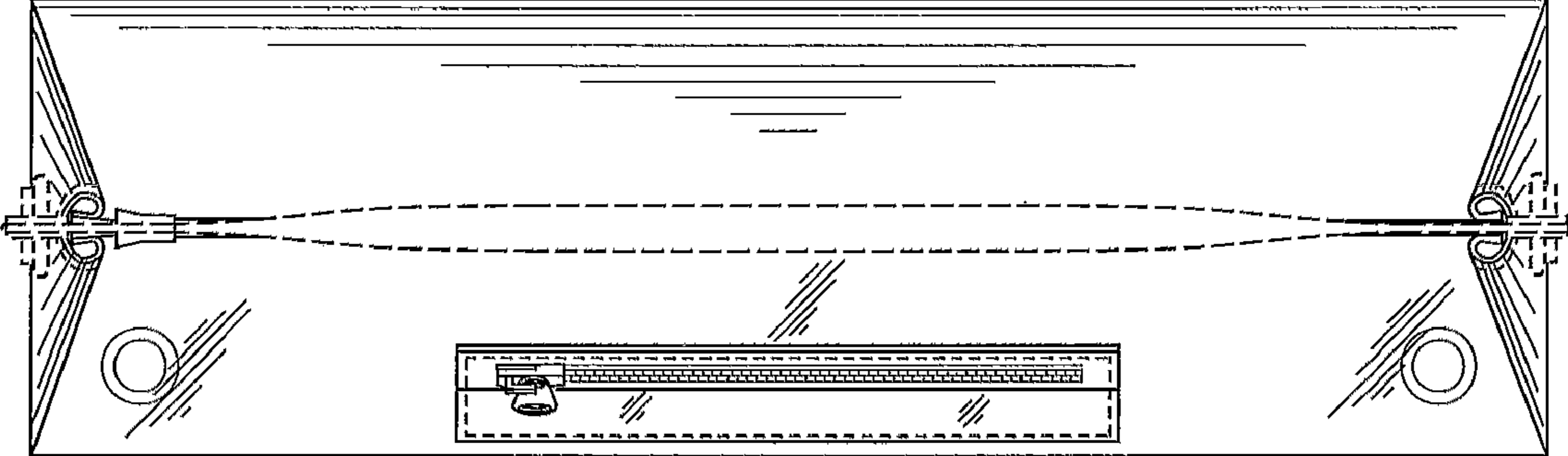


FIG. 4




FIG. 5

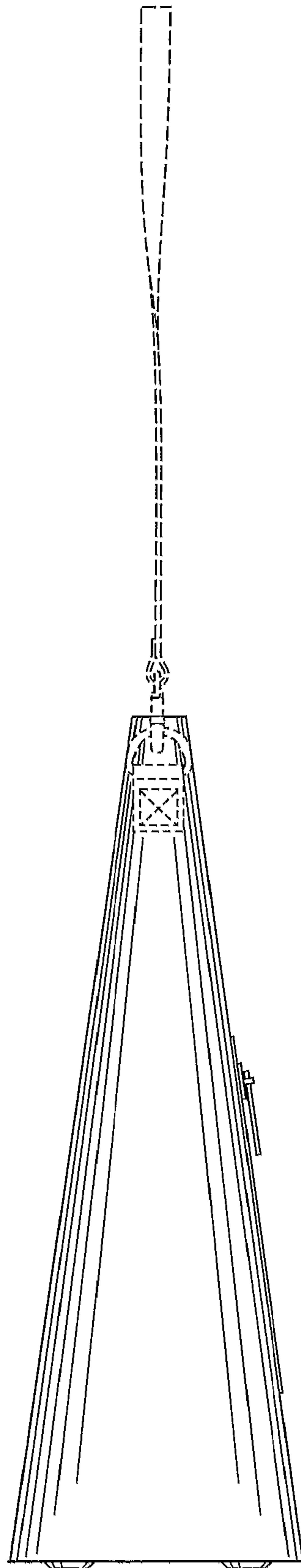


FIG. 6

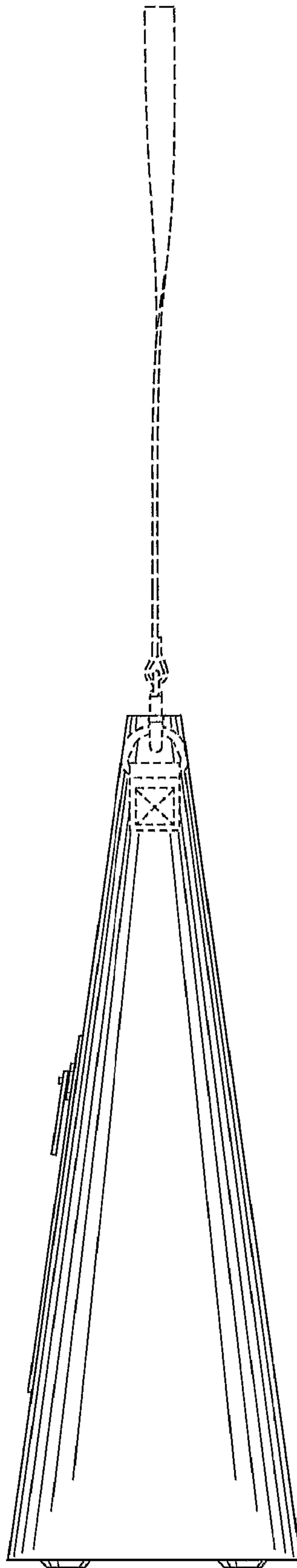


FIG. 7