



US00D675815S

(12) **United States Design Patent**
Dazai et al.

(10) **Patent No.:** **US D675,815 S**
(45) **Date of Patent:** **** Feb. 12, 2013**

(54) **SHOE SOLE**

(75) Inventors: **Tatsuya Dazai**, Osaka (JP); **Tomoyuki Yonekawa**, Osaka (JP); **Takao Oda**, Osaka (JP)

(73) Assignee: **Mizuno Corporation**, Osaka (JP)

(**) Term: **14 Years**

(21) Appl. No.: **29/417,033**

(22) Filed: **Mar. 29, 2012**

(30) **Foreign Application Priority Data**

Nov. 1, 2011 (JP) 2011-025263

(51) **LOC (9) Cl.** **02-04**

(52) **U.S. Cl.** **D2/958; D2/951; D2/957; D2/956**

(58) **Field of Classification Search** D2/902,
D2/906, 908, 916, 918, 925, 946-962, 977;
36/3 B, 22 R, 24.5, 25 R, 28, 32 R, 34 R,
36/59 C, 67 A, 103

See application file for complete search history.

(56) **References Cited**

U.S. PATENT DOCUMENTS

| | | | | |
|----------------|---------|------------------|-------|---------|
| D245,735 S * | 9/1977 | Fukuoka | | D2/953 |
| D247,832 S * | 5/1978 | Glasgow et al. | | D2/952 |
| D255,177 S * | 6/1980 | Fuzita | | D2/953 |
| D281,460 S * | 11/1985 | Parker | | D2/957 |
| 4,570,362 A * | 2/1986 | Vernonet | | 36/59 C |
| D297,592 S * | 9/1988 | Diaz | | D2/957 |
| D309,670 S * | 8/1990 | Mendonca | | D2/952 |
| D327,570 S * | 7/1992 | Silverman et al. | | D2/952 |
| D335,762 S * | 5/1993 | Peterson | | D2/956 |
| D393,726 S * | 4/1998 | Sweeney | | D25/113 |
| 6,151,806 A * | 11/2000 | Morris et al. | | 36/136 |
| D459,864 S * | 7/2002 | Butler et al. | | D2/953 |
| D466,278 S * | 12/2002 | Smith, III | | D2/977 |
| 6,544,626 B1 * | 4/2003 | Minges | | 428/141 |

| | | | | |
|----------------|---------|-------------------|-------|---------|
| D493,609 S * | 8/2004 | Robinson et al. | | D2/954 |
| 7,101,604 B1 * | 9/2006 | Minges | | 428/141 |
| D546,054 S * | 7/2007 | Schoenborn et al. | | D2/977 |
| D563,086 S * | 3/2008 | Riu | | D2/957 |
| D582,133 S * | 12/2008 | Del Biondi | | D2/902 |
| D614,836 S * | 5/2010 | Kay et al. | | D2/914 |
| D625,906 S * | 10/2010 | Zhang | | D2/898 |
| D625,909 S * | 10/2010 | Skaja et al. | | D2/961 |
| D626,311 S * | 11/2010 | Zhang | | D2/898 |
| D626,736 S * | 11/2010 | Skaja et al. | | D2/961 |
| D634,923 S * | 3/2011 | Lacey | | D2/960 |
| D639,040 S * | 6/2011 | Skaja et al. | | D2/961 |
| D639,535 S * | 6/2011 | Eggert et al. | | D2/898 |
| D647,290 S * | 10/2011 | Bramani | | D2/952 |
| D656,305 S * | 3/2012 | Harper | | D2/960 |
| D657,120 S * | 4/2012 | Harper | | D2/959 |

* cited by examiner

Primary Examiner — T. Chase Nelson

(74) *Attorney, Agent, or Firm* — RatnerPrestia

(57) **CLAIM**

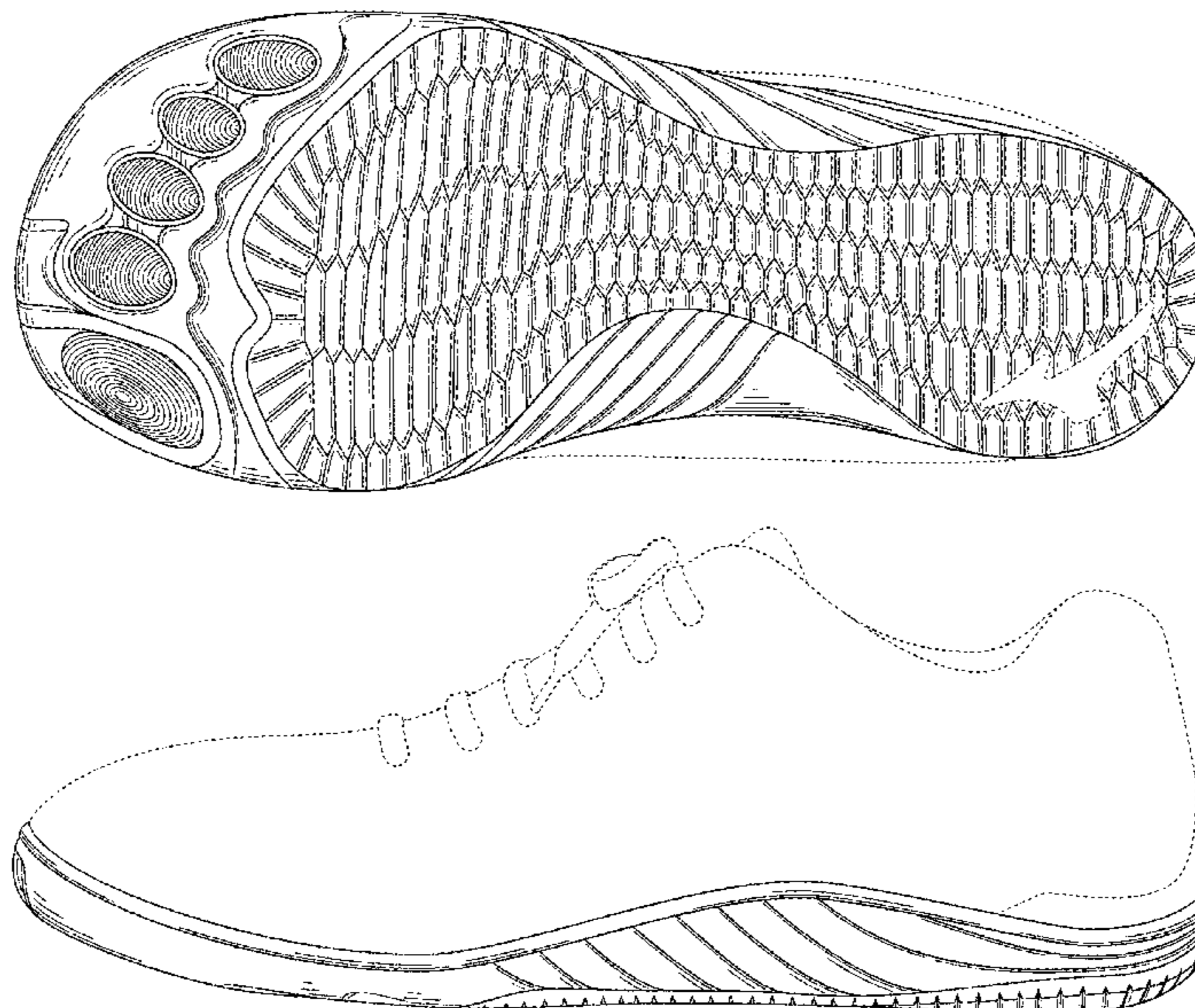
The ornamental design for a shoe sole, as shown and described.

DESCRIPTION

FIG. 1 is a perspective view of the front, top, and left of the shoe sole showing our new design; FIG. 2 is a front view thereof; FIG. 3 is a rear view thereof; FIG. 4 is a left side view thereof; FIG. 5 is a right side view thereof; FIG. 6 is a top view thereof; and, FIG. 7 is a bottom view thereof.

The broken lines on the shoe sole depict portions of the sole that form no part of the claimed design. The broken line showing of a shoe upper is for purposes of illustrating environmental structure that also forms no part of the claimed design.

1 Claim, 6 Drawing Sheets



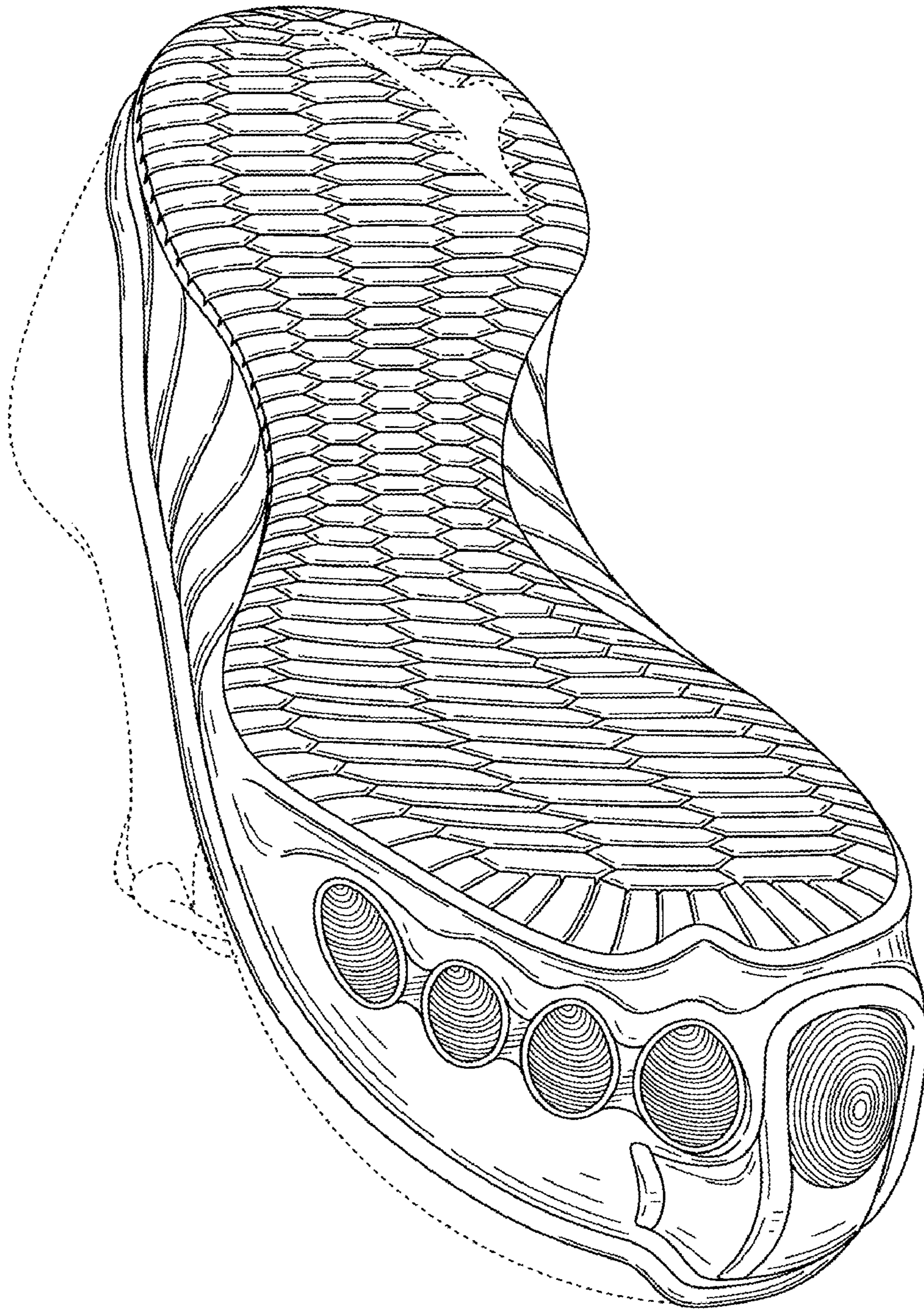


FIG. 1

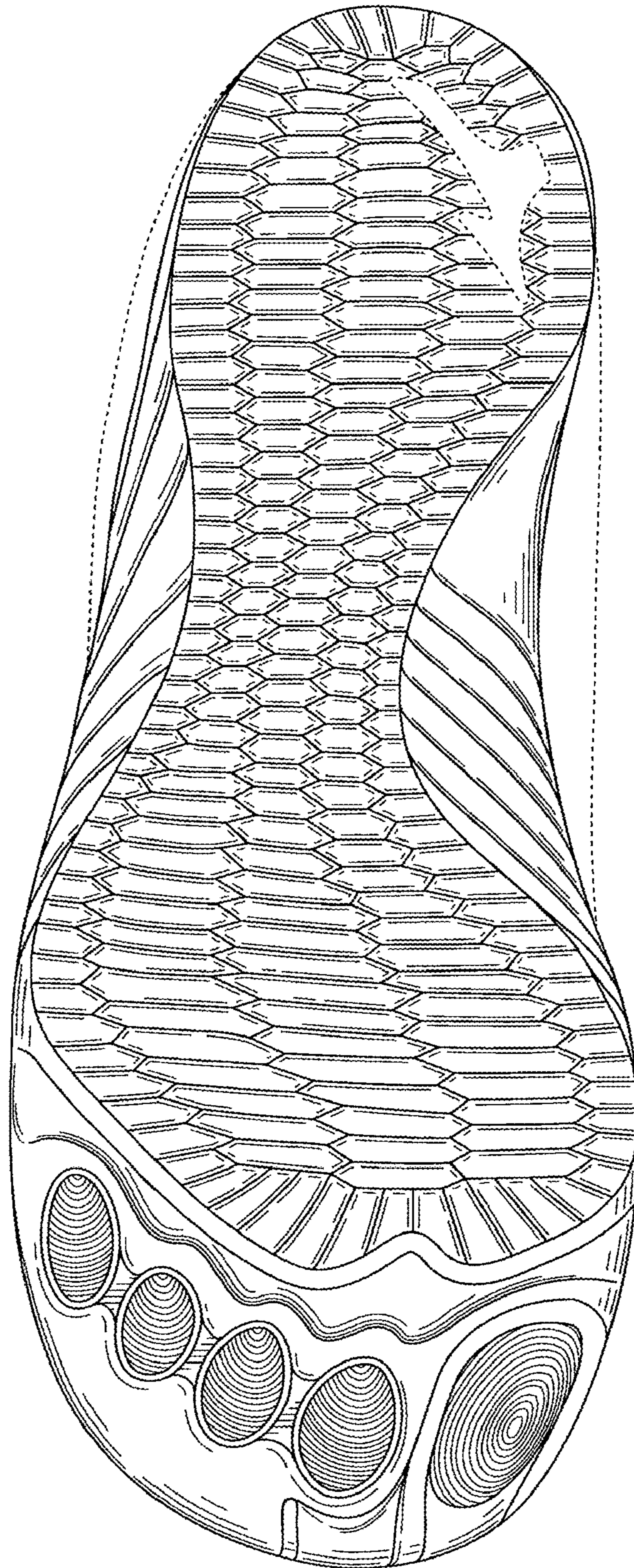


FIG. 2

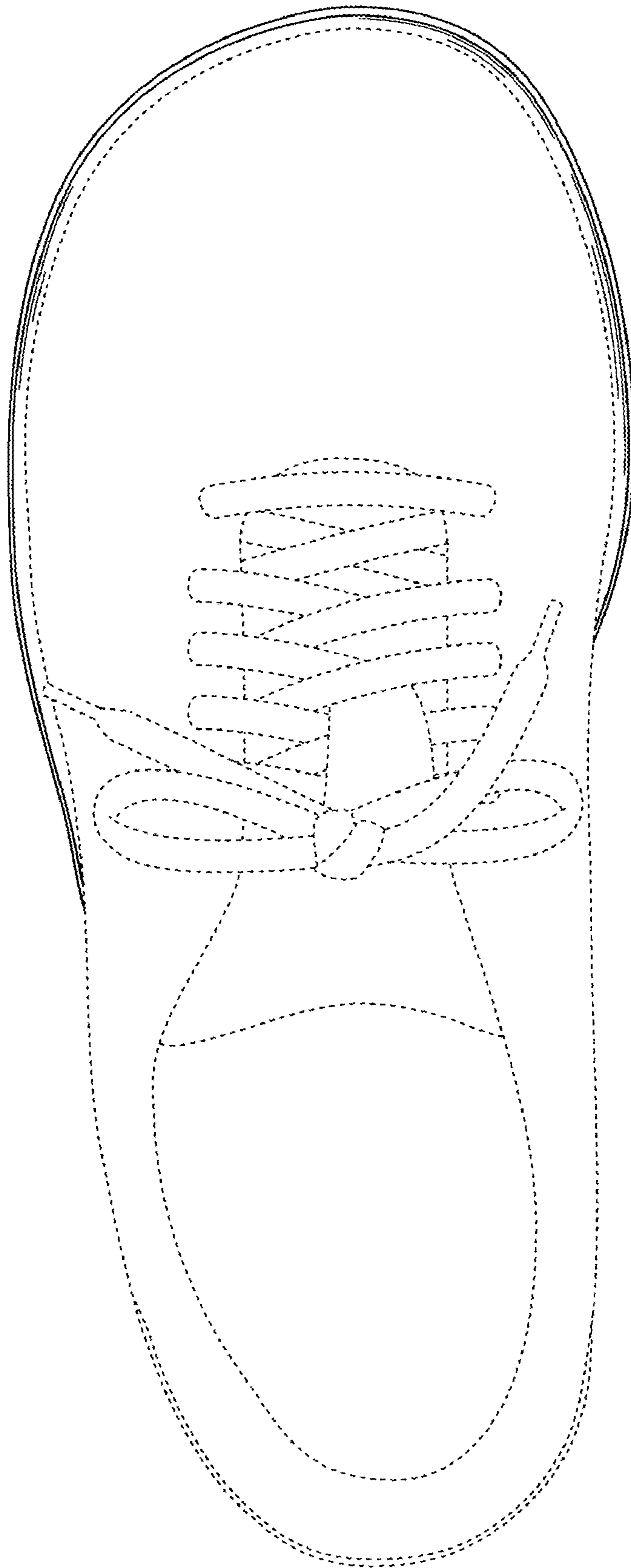


FIG. 3

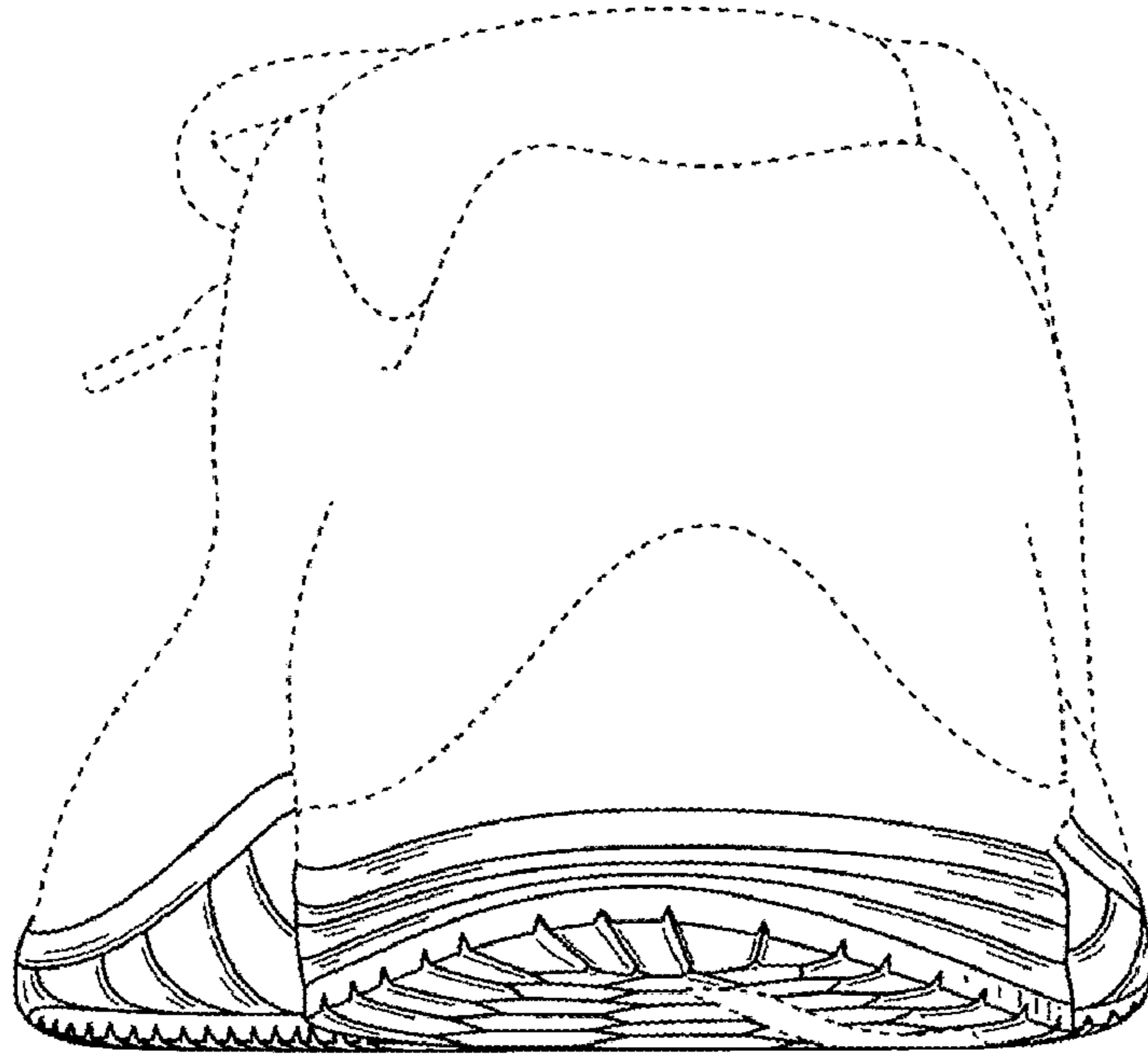


FIG. 5

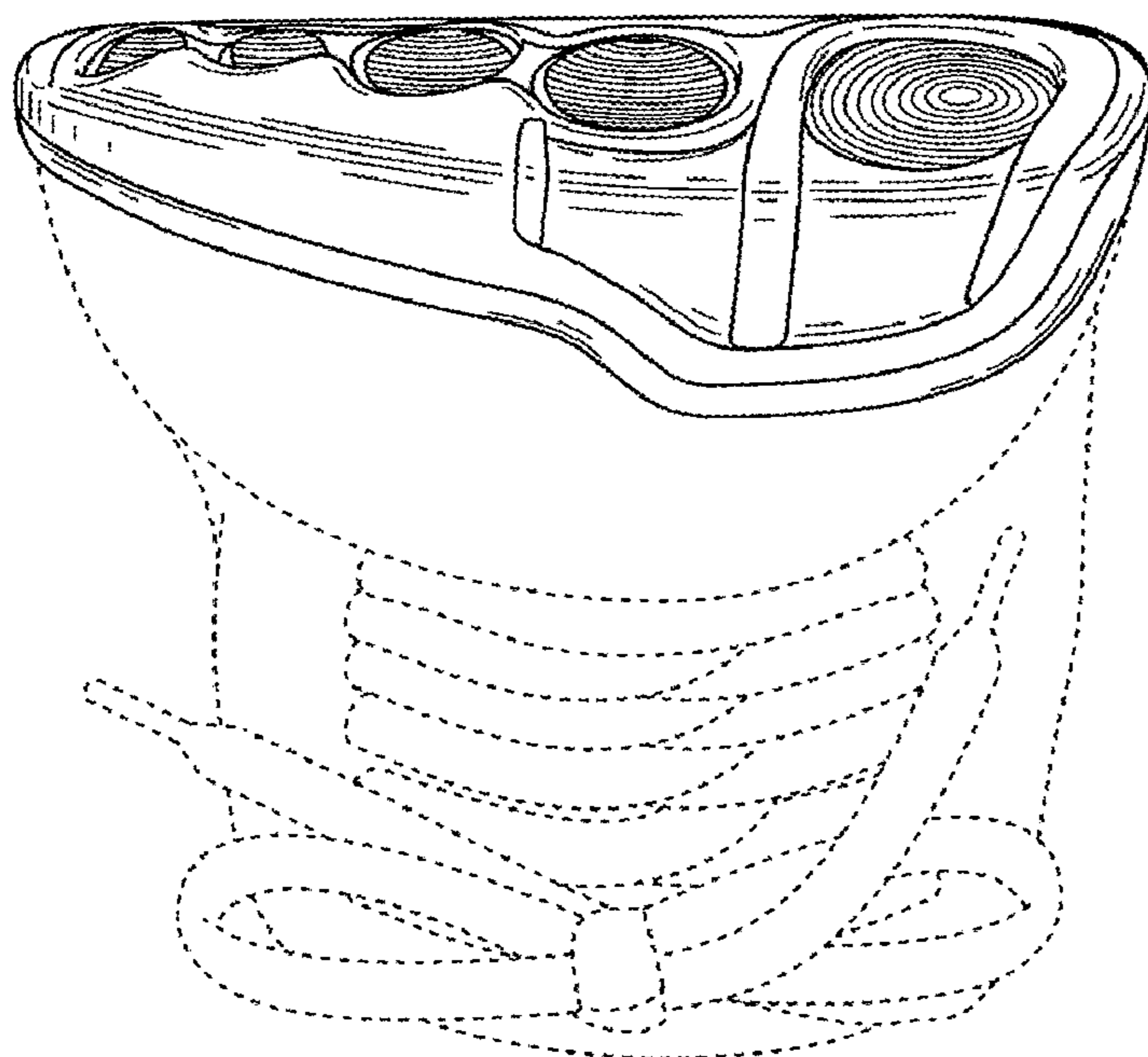


FIG. 4

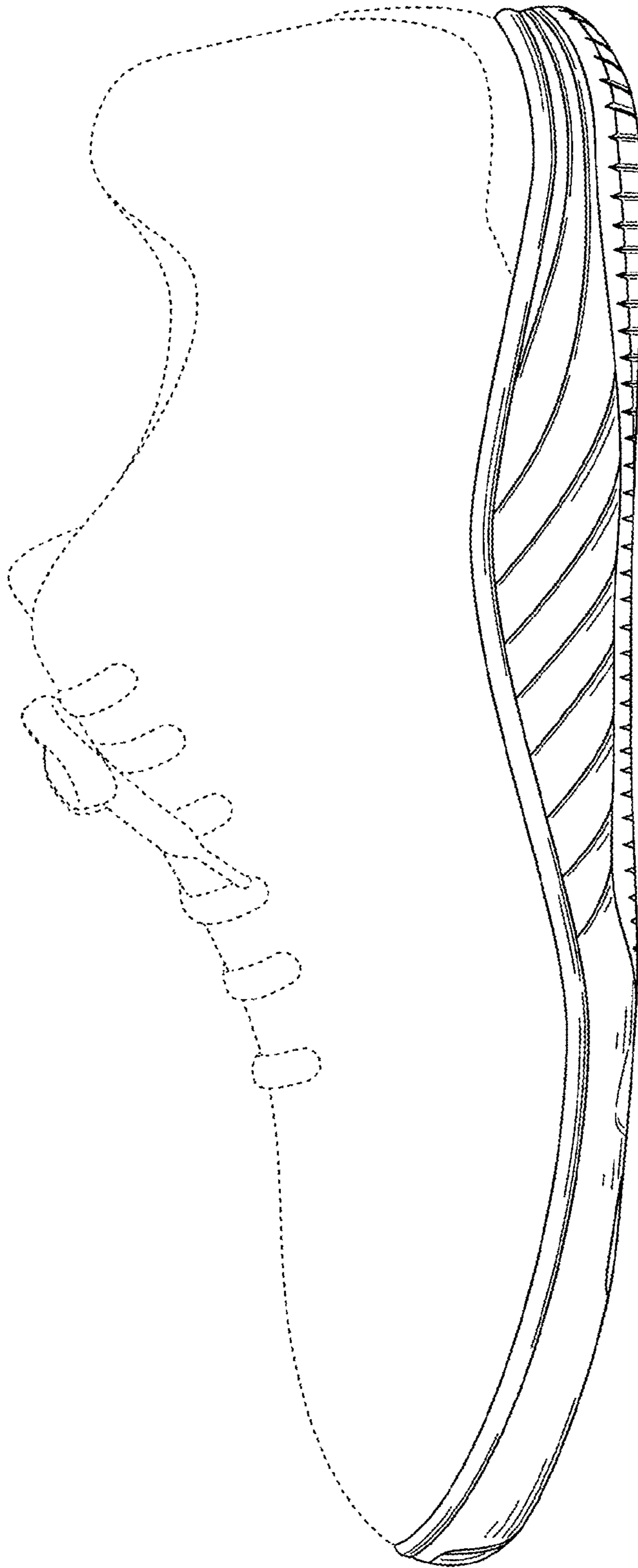


FIG. 6

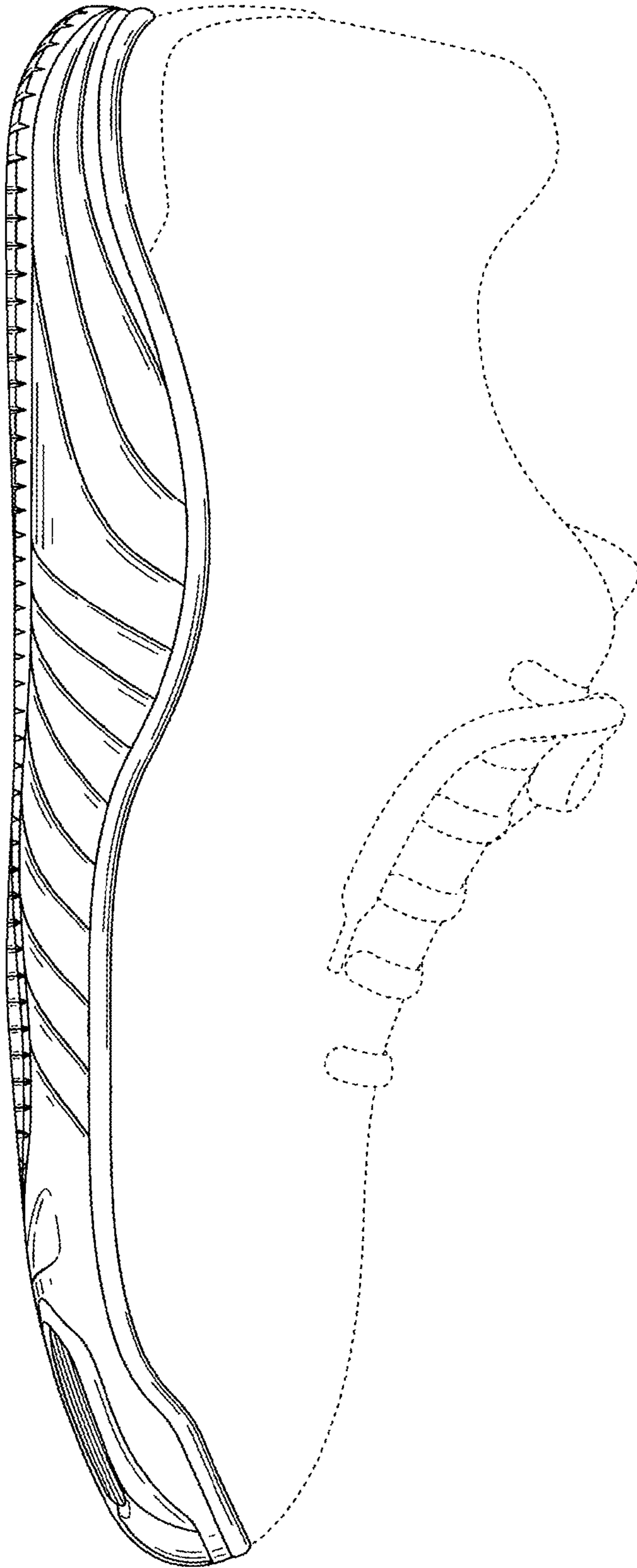


FIG. 7