



US00D675791S

(12) **United States Design Patent**  
**Cubelo**

(10) **Patent No.:** **US D675,791 S**

(45) **Date of Patent:** **\*\* Feb. 5, 2013**

(54) **ANIMAL WASTE HANDLING GLOVE**

(76) Inventor: **Sherwin A. Cubelo**, Hammond, IN (US)

(\*\*) Term: **14 Years**

(21) Appl. No.: **29/407,994**

(22) Filed: **Dec. 6, 2011**

(51) **LOC (9) Cl.** ..... **30-99**

(52) **U.S. Cl.** ..... **D30/161**

(58) **Field of Classification Search** ..... D30/161-162;  
D2/610, 612-618; D21/807; D24/190;  
D29/113-114, 116.2, 117.1-117.2, 118-119,  
D29/120.1, 123; D20/33; D28/63; D32/40,  
D32/42-43; 294/1.3, 25; 441/57-58; 15/227;  
2/16, 158-159, 161.4, 168, 170, 910, 917  
See application file for complete search history.

(56) **References Cited**

**U.S. PATENT DOCUMENTS**

1,371,708	A *	3/1921	Schreiner	.....	441/57
1,565,005	A *	12/1925	Brashear	.....	441/57
1,669,010	A *	5/1928	Natho	.....	441/57
3,023,432	A *	3/1962	Loomis	.....	441/57
5,438,708	A	8/1995	Jacovitz		

6,116,668	A *	9/2000	Carpol	.....	294/25
D450,575	S *	11/2001	Porter	.....	D7/709
6,481,766	B1	11/2002	May et al.		
6,511,111	B2	1/2003	Dooley		
6,611,961	B2 *	9/2003	Demeur et al.	.....	2/159
D590,104	S	4/2009	Keaveney		
D613,465	S *	4/2010	Chapman	.....	D30/161
D655,059	S *	2/2012	Ganesh	.....	D30/161
2005/0052037	A1	3/2005	Spuck		
2008/0242168	A1 *	10/2008	Wang	.....	441/57
2010/0084880	A1	4/2010	Avilez et al.		

\* cited by examiner

*Primary Examiner* — Wan Laymon

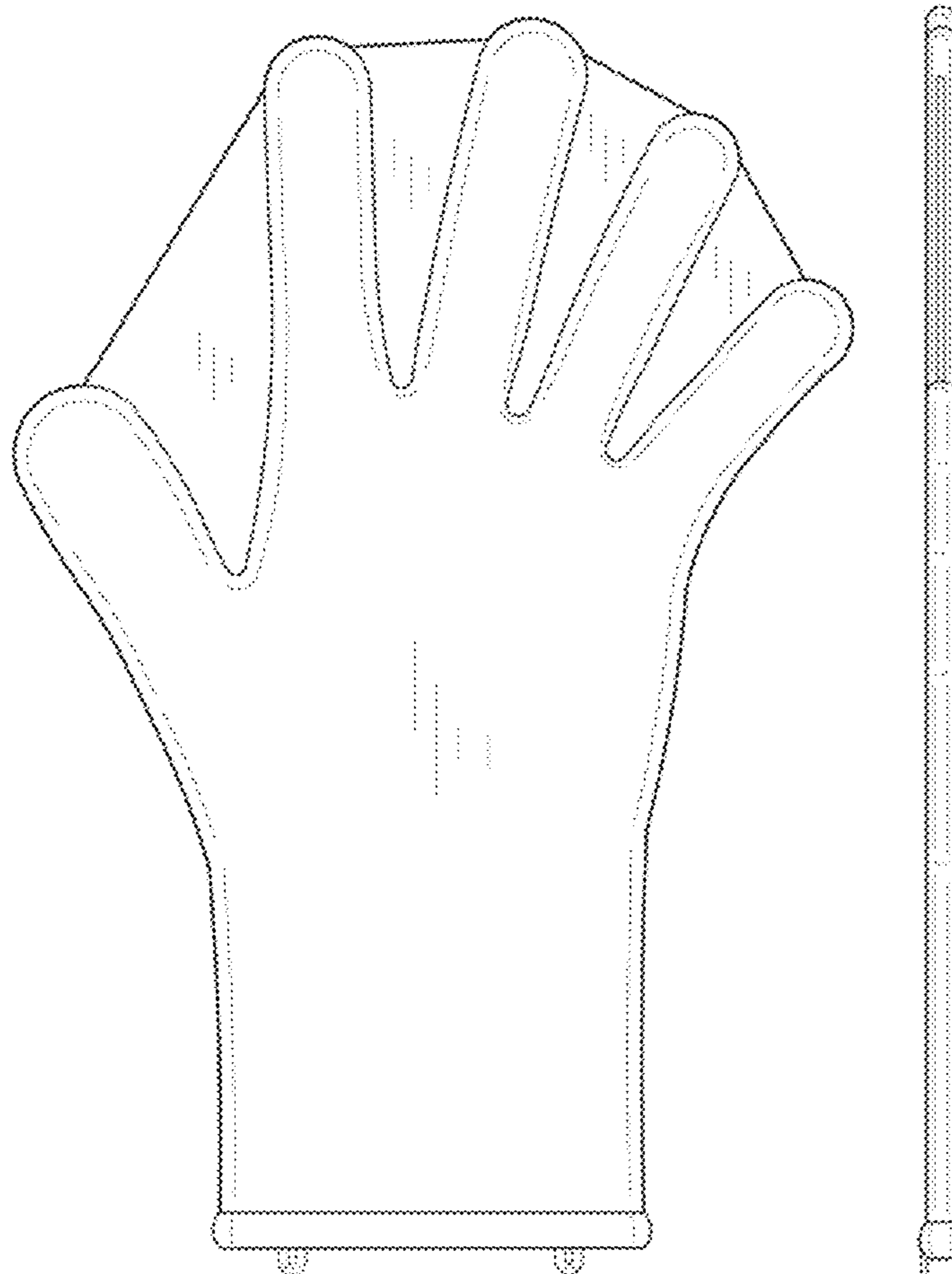
(57) **CLAIM**

I claim the ornamental design for the animal waste handling glove, as shown and described.

**DESCRIPTION**

FIG. 1 is a front view of the animal waste handling glove.  
FIG. 2 is a rear view of the claimed design.  
FIG. 3 is a left side view of the claimed design.  
FIG. 4 is a right side view of the claimed design.  
FIG. 5 is a top view of the claimed design; and,  
FIG. 6 is a bottom view of the claimed design.

**1 Claim, 4 Drawing Sheets**



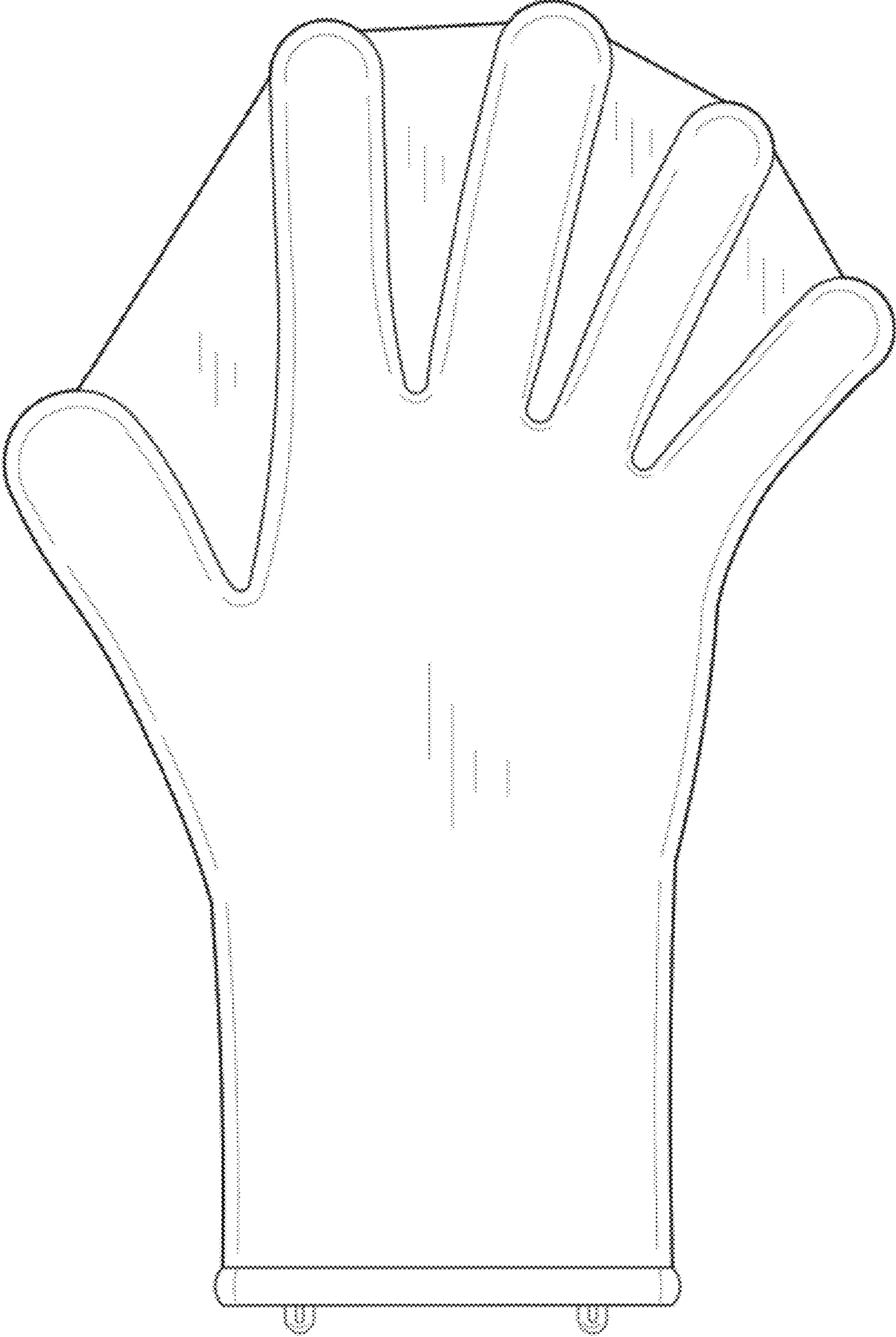


FIG. 1

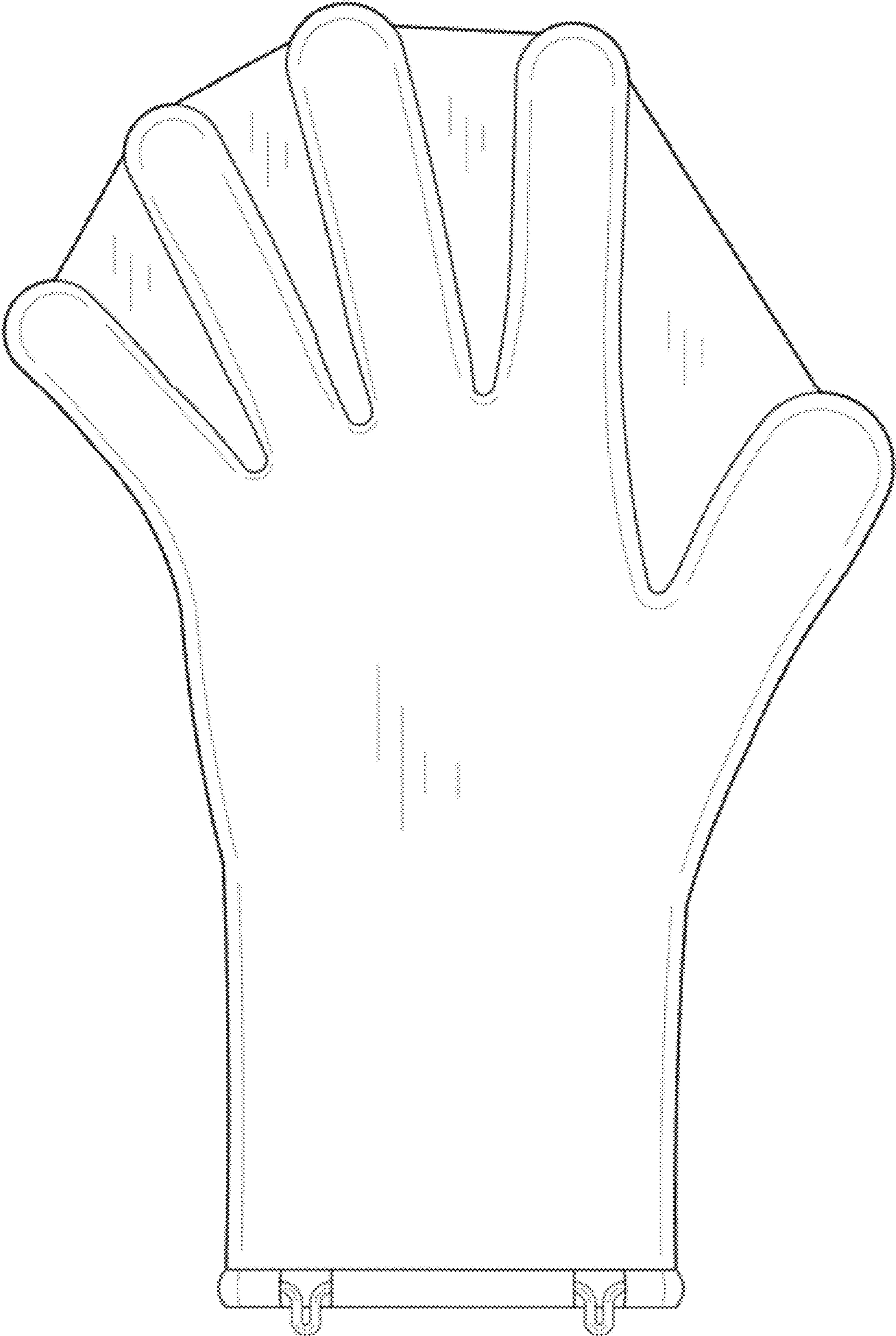


FIG. 2




FIG. 3




FIG. 4






FIG. 5



FIG. 6