



US00D675790S

(12) **United States Design Patent**
Tran et al.

(10) **Patent No.:** **US D675,790 S**

(45) **Date of Patent:** **** Feb. 5, 2013**

(54) **VACUUM ACCESSORY PET HAIR TOOL**

(75) Inventors: **Phong H. Tran**, Caledonia, MI (US);
Ambreese Hill, Grand Rapids, MI (US);
Bryce K. Porter, Grand Rapids, MI (US)

(73) Assignee: **BISSELL Homecare, Inc.**, Grand Rapids, MI (US)

(**) Term: **14 Years**

(21) Appl. No.: **29/418,098**

(22) Filed: **Apr. 12, 2012**

(51) **LOC (9) Cl.** **15-05**

(52) **U.S. Cl.** **D30/158**

(58) **Field of Classification Search** D32/17-18,
D32/31-33; 15/321-322, 415.1-422.1, 246.2,
15/400, 353; 38/77.5, 77.9; 392/384, 404;
68/5 R, 5 A, 222; 223/51, 70, 73; 239/538;
119/677, 652, 600, 612, 615, 618; D30/158

See application file for complete search history.

(56) **References Cited**

U.S. PATENT DOCUMENTS

D206,055	S	*	10/1966	Bearse et al.	D32/32
3,668,736	A	*	6/1972	Loscalzo	15/402
3,955,238	A	*	5/1976	Remijas	15/402
D272,568	S	*	2/1984	Kuhl	D30/158
D307,067	S	*	4/1990	Kuhl et al.	D30/158
D352,397	S	*	11/1994	Coleman	D4/114
D369,448	S	*	4/1996	de Blois et al.	D32/33
D389,618	S	*	1/1998	Rosen	D32/33
D444,924	S	*	7/2001	Henning	D30/158

D444,925	S	*	7/2001	Monette	D30/158
D483,536	S	*	12/2003	Martin	D32/33
D488,599	S	*	4/2004	Chika	D32/25
D506,585	S	*	6/2005	Muller et al.	D32/32
D520,201	S	*	5/2006	Dyson et al.	D32/33
7,347,166	B2	*	3/2008	Roman-Barcelo	119/677
D590,111	S	*	4/2009	Wiljanen et al.	D32/32
D590,112	S	*	4/2009	Sun	D32/32
D613,912	S	*	4/2010	Benacquisto	D30/158
D621,112	S	*	8/2010	Benacquisto	D32/33
D658,832	S	*	5/2012	Eden et al.	D32/32
2004/0098829	A1	*	5/2004	Song	15/400
2010/0294210	A1	*	11/2010	Dyson et al.	119/612

* cited by examiner

Primary Examiner — Ruth McInroy

(74) *Attorney, Agent, or Firm* — McGarry Bair PC

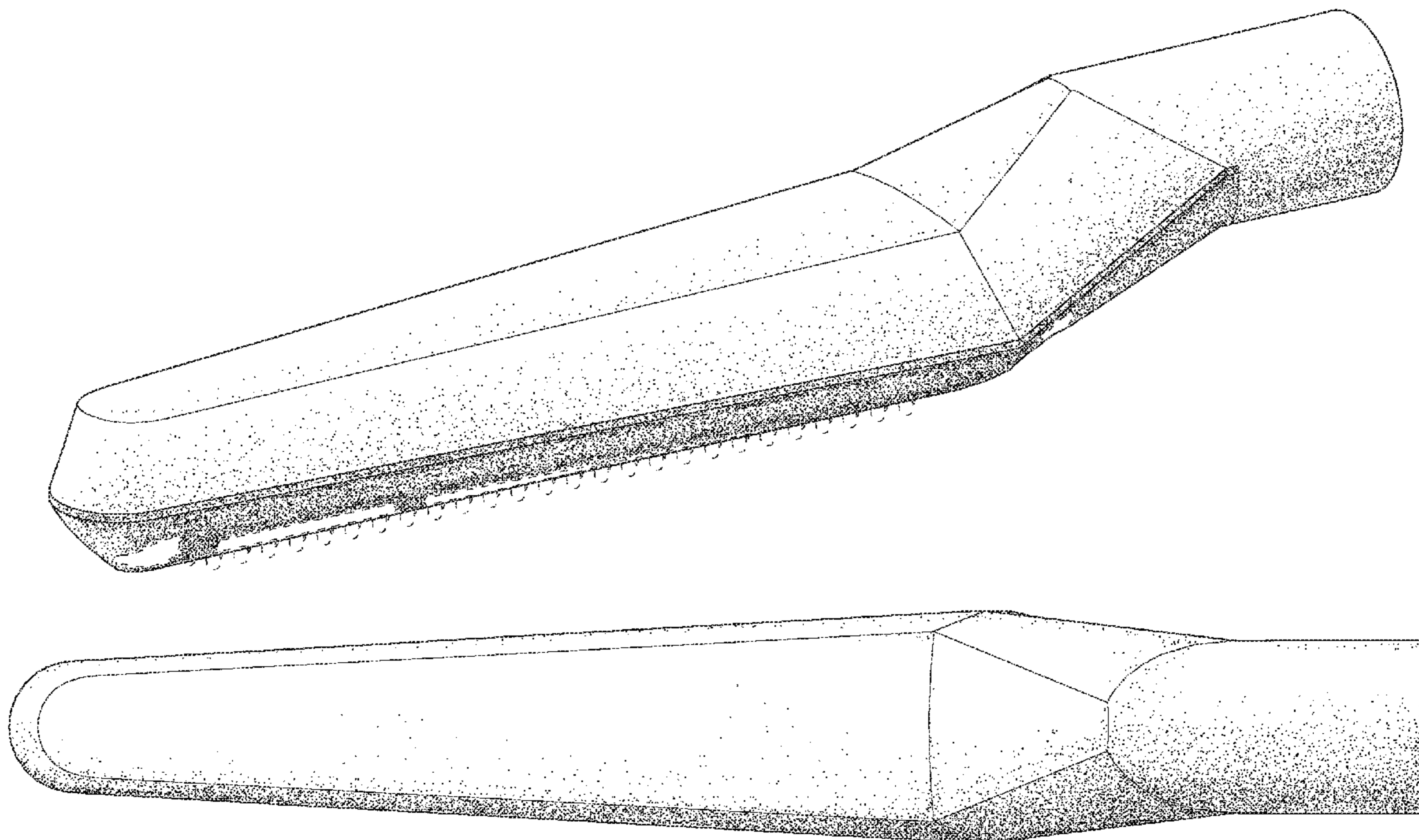
(57) **CLAIM**

The ornamental design for a vacuum accessory pet hair tool, as shown and described.

DESCRIPTION

FIG. 1 is a front perspective view of a vacuum accessory pet hair tool which embodies our design; FIG. 2 is a front view thereof; FIG. 3 is a rear view thereof; FIG. 4 is a left side view thereof, the right side view thereof being a mirror image of the left side view thereof; FIG. 5 is a top view thereof; and, FIG. 6 is a bottom view thereof. Portions of the vacuum accessory pet hair tool shown in broken lines form no part of the claimed design.

1 Claim, 3 Drawing Sheets



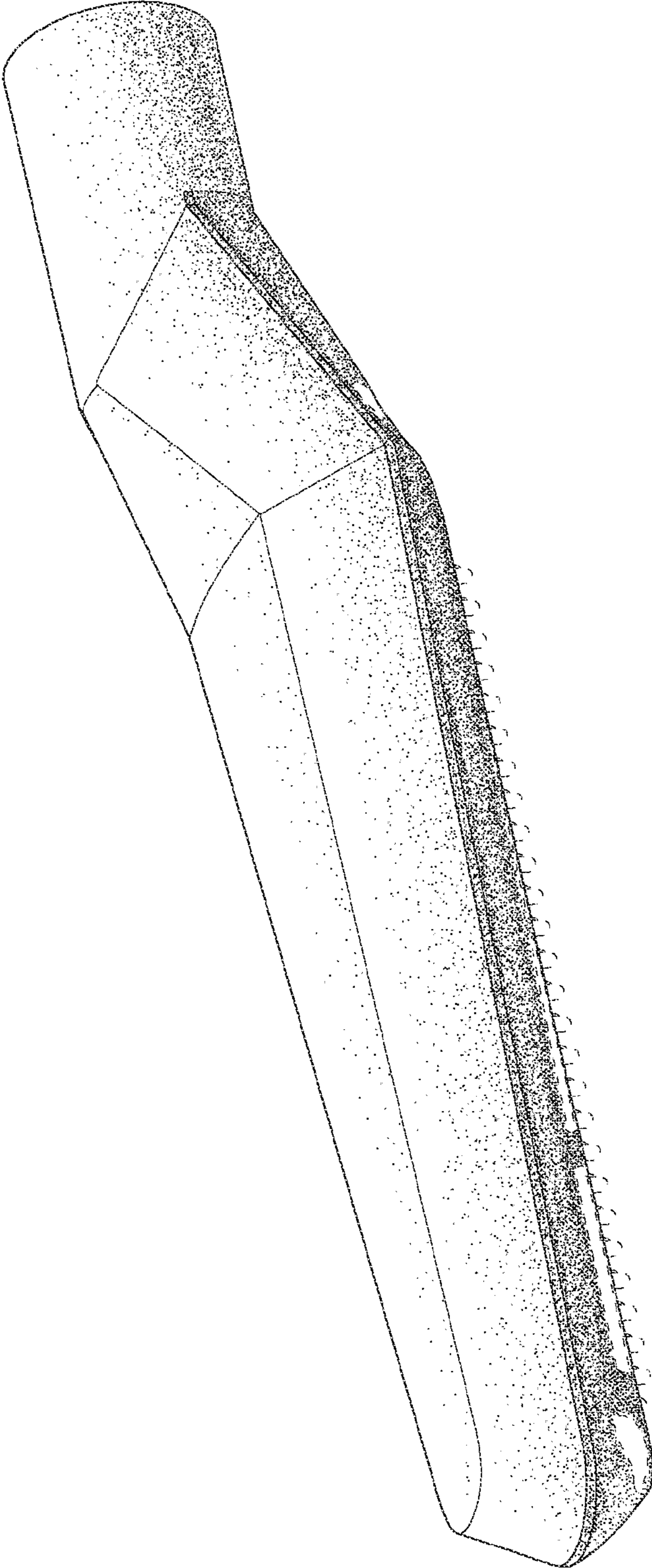


FIG. 1




FIG. 2




FIG. 3

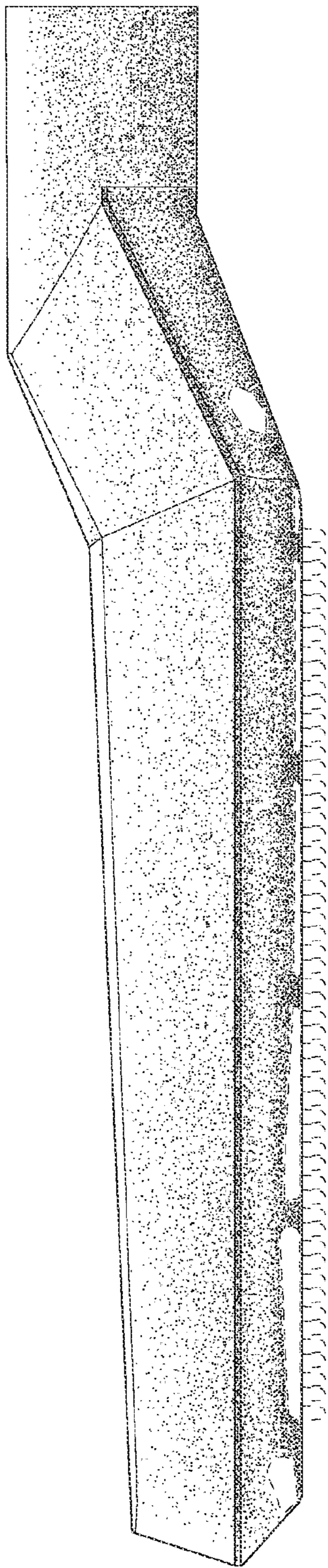


FIG. 4

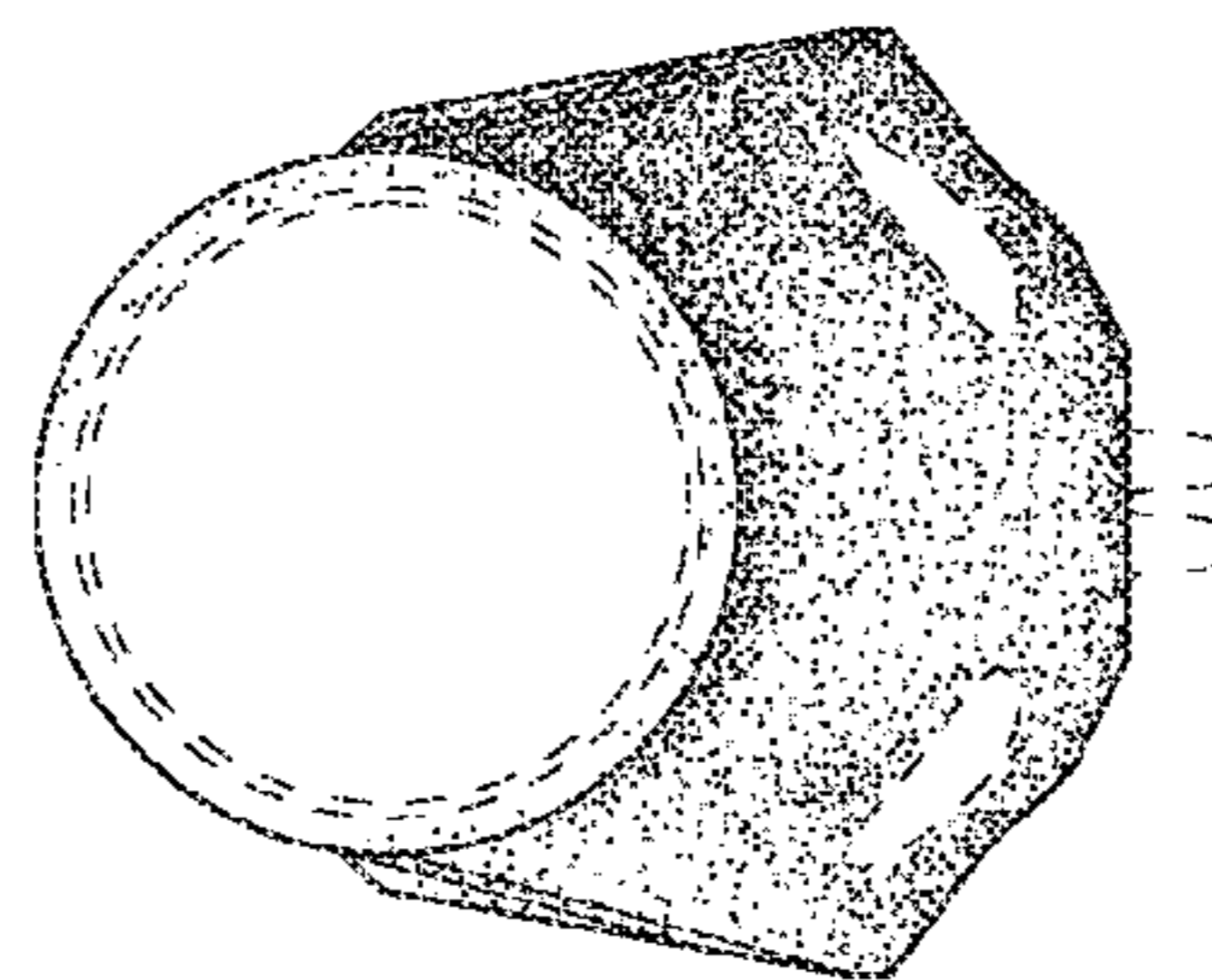


FIG. 5

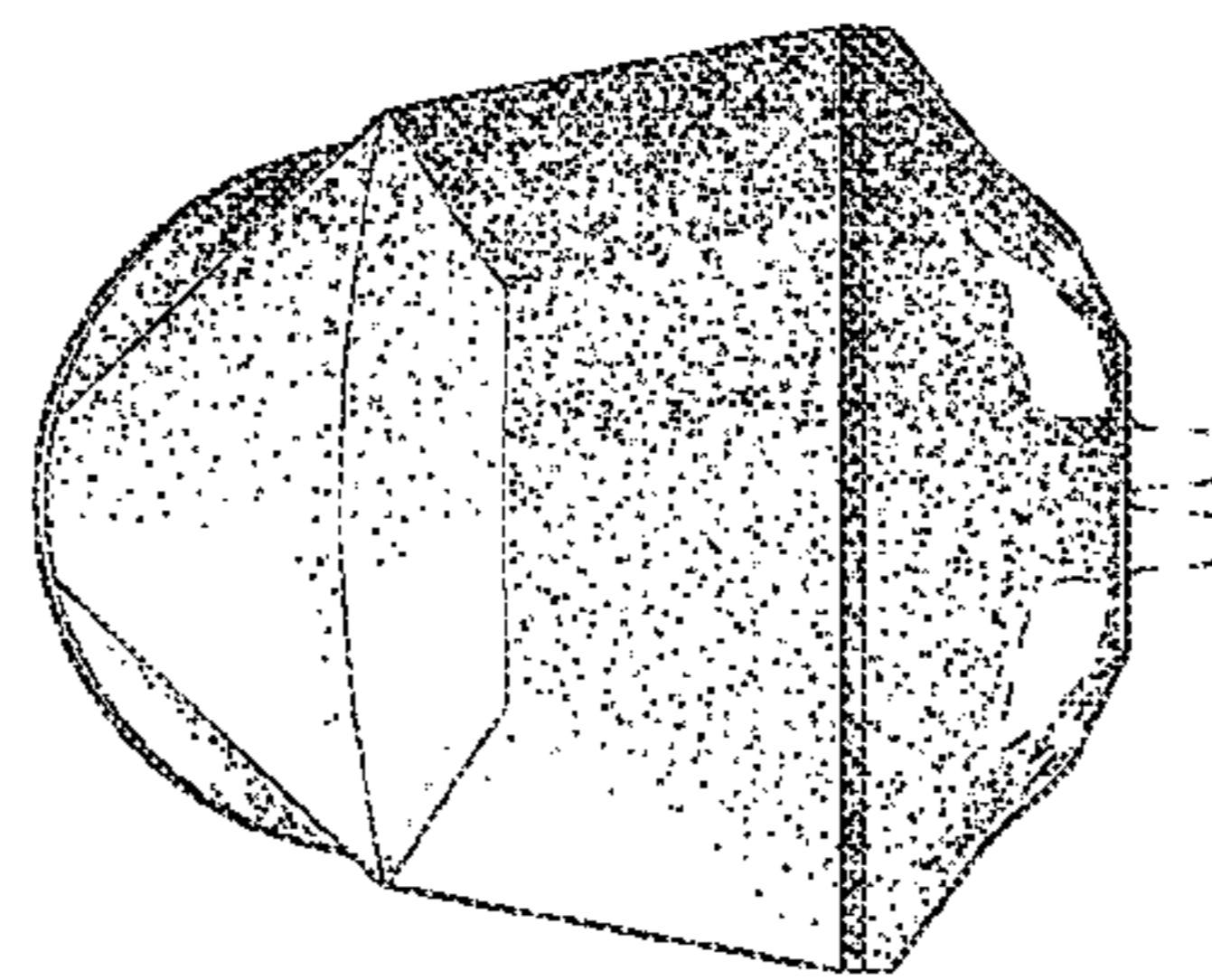


FIG. 6