



US00D675787S

(12) **United States Design Patent**
Klotz et al.

(10) **Patent No.:** **US D675,787 S**

(45) **Date of Patent:** **** Feb. 5, 2013**

(54) **VISOR**

(75) Inventors: **Robert Klotz**, Jefferson Hills, PA (US);
Rebecca Kreke, Pittsburgh, PA (US);
Mark Hall, Spring Church, PA (US)

(73) Assignee: **Mine Safety Appliances Company**,
Cranberry Township, PA (US)

(**) Term: **14 Years**

(21) Appl. No.: **29/388,906**

(22) Filed: **Apr. 4, 2011**

(51) **LOC (9) Cl.** **29-02**

(52) **U.S. Cl.** **D29/110**

(58) **Field of Classification Search** D29/100,
D29/102, 103, 104, 105, 106, 107, 108, 109,
D29/110, 111, 122; D24/189, 190, 191,
D24/124; 2/9, 410-414, 416-425, 209.13,
2/906, 6.7, 7, 8.1, 8.2, 8.6, 8.7, 171, 171.3,
2/427, 429, 10, 206, 173, 4, 457; 128/889,
128/201.24, 201.15, 857, 858, 891; 602/74,
602/41, 58; 604/358

See application file for complete search history.

(56) **References Cited**

U.S. PATENT DOCUMENTS

| | | | | |
|---------------|---------|-----------------|-------|---------|
| D254,638 S * | 4/1980 | Bay, Jr. | | D29/109 |
| D331,820 S * | 12/1992 | Scanlon | | D29/110 |
| D341,230 S * | 11/1993 | Kamata | | D29/107 |
| D359,586 S * | 6/1995 | Lofton | | D29/110 |
| D361,868 S * | 8/1995 | Raugh | | D29/109 |
| D370,310 S * | 5/1996 | Reuber et al. | | D29/110 |
| D373,223 S * | 8/1996 | Pernicka et al. | | D29/110 |
| D374,951 S * | 10/1996 | Machson | | D29/110 |
| D375,583 S * | 11/1996 | Landis et al. | | D29/108 |
| D376,674 S * | 12/1996 | Kamata | | D29/107 |
| D380,872 S * | 7/1997 | Wickland | | D29/109 |
| D380,873 S * | 7/1997 | Reuber | | D29/110 |
| 5,765,223 A * | 6/1998 | McCausland | | 2/9 |
| D404,849 S * | 1/1999 | Desy | | D29/110 |

| | | | | |
|----------------|---------|------------------|-------|---------|
| D417,756 S * | 12/1999 | Crupi et al. | | D29/110 |
| D454,667 S * | 3/2002 | Chartrand et al. | | D29/110 |
| D481,173 S * | 10/2003 | Alexander et al. | | D29/110 |
| D492,450 S * | 6/2004 | Fournier et al. | | D29/122 |
| D541,991 S * | 5/2007 | Lawrence | | D29/122 |
| D568,545 S * | 5/2008 | Schaffner | | D29/110 |
| 7,725,949 B2 * | 6/2010 | Landis | | 2/9 |

* cited by examiner

Primary Examiner — Elizabeth J Oswecki

(74) *Attorney, Agent, or Firm* — Bartony & Associates, LLC.

(57) **CLAIM**

The ornamental design for a visor, as shown and described.

DESCRIPTION

FIG. 1 is a perspective view of a visor showing our new design in an unused condition;

FIG. 2 is a front view thereof, the rear view is identical;

FIG. 3 is a top view thereof;

FIG. 4 is a bottom view thereof;

FIG. 5 is a side view thereof, the opposite side view is identical;

FIG. 6 is a perspective view of the visor of FIG. 1 shown in a used condition;

FIG. 7 is a perspective view of the visor of FIG. 1 shown in a used condition, connected to a visor frame and helmet, wherein the visor frame and the helmet are illustrated in broken lines;

FIG. 8 is a front view of the visor of FIG. 1 shown in a used condition;

FIG. 9 is a rear view thereof, shown in a used condition;

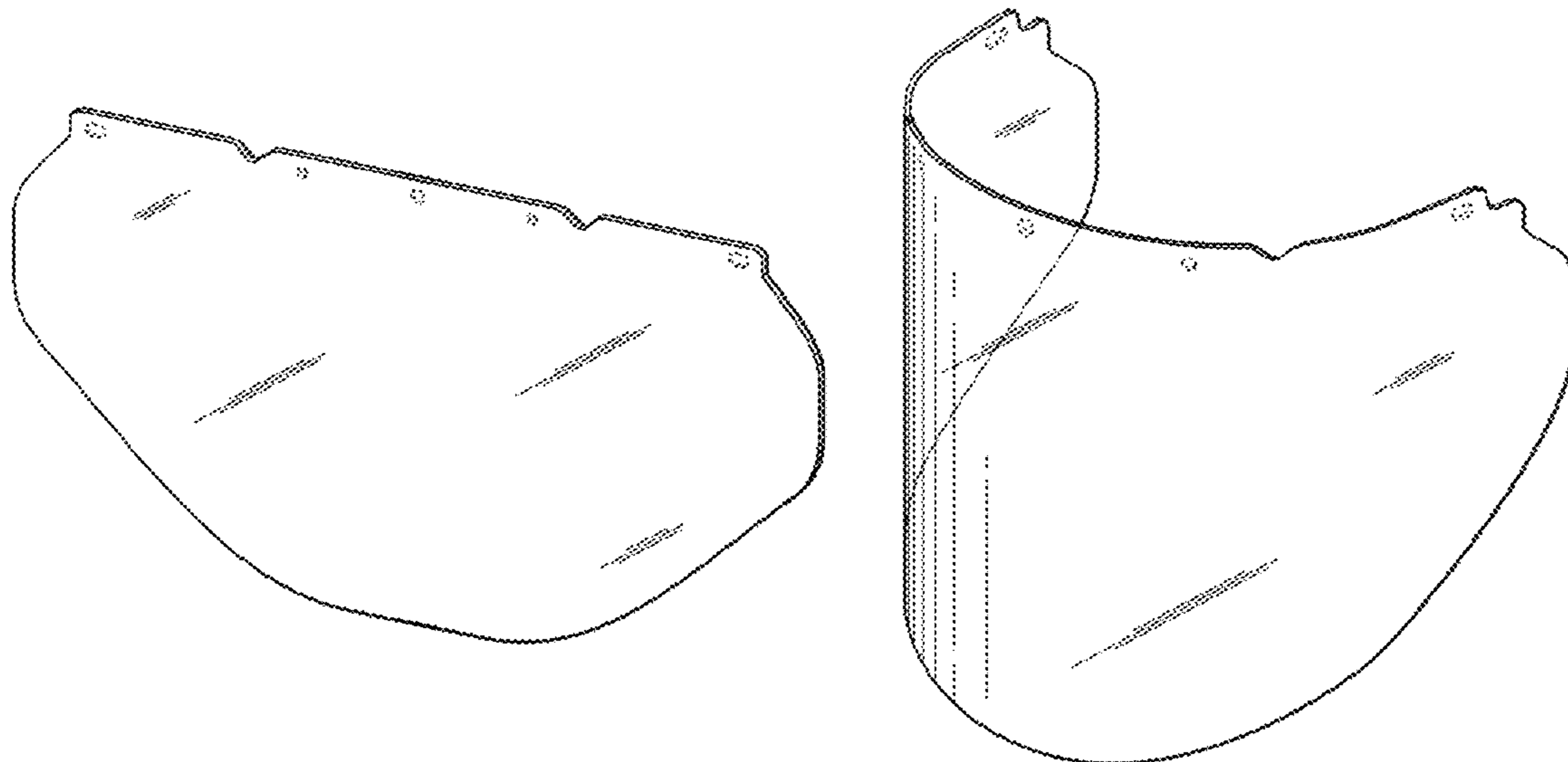
FIG. 10 is a side view thereof, shown in a used condition, the opposite side view is identical;

FIG. 11 is a top view thereof, shown in a used condition; and,

FIG. 12 is a bottom view thereof, shown in a used condition.

The broken lines shown in Figures form no part of the claimed design.

1 Claim, 8 Drawing Sheets



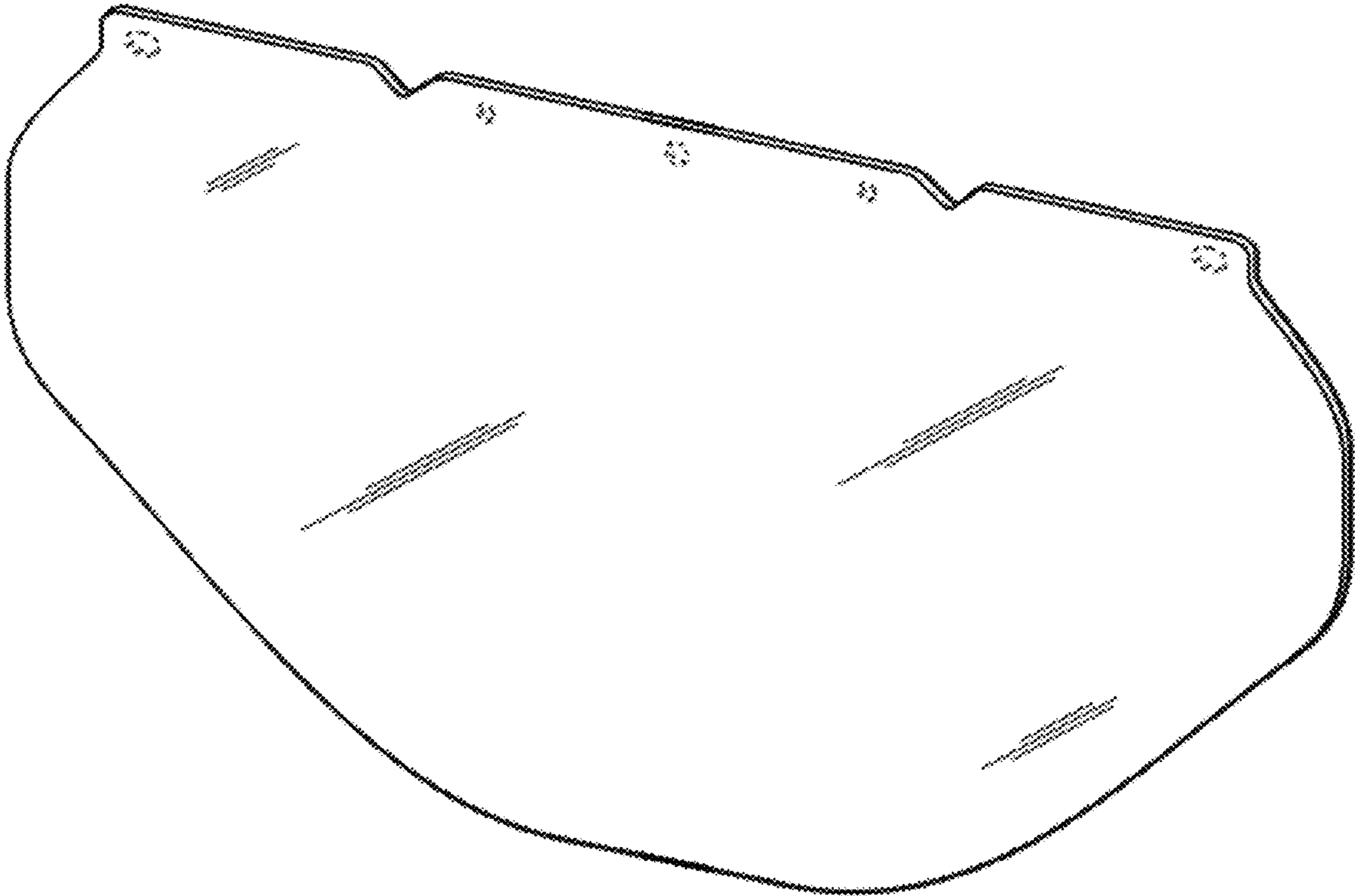


FIG. 1

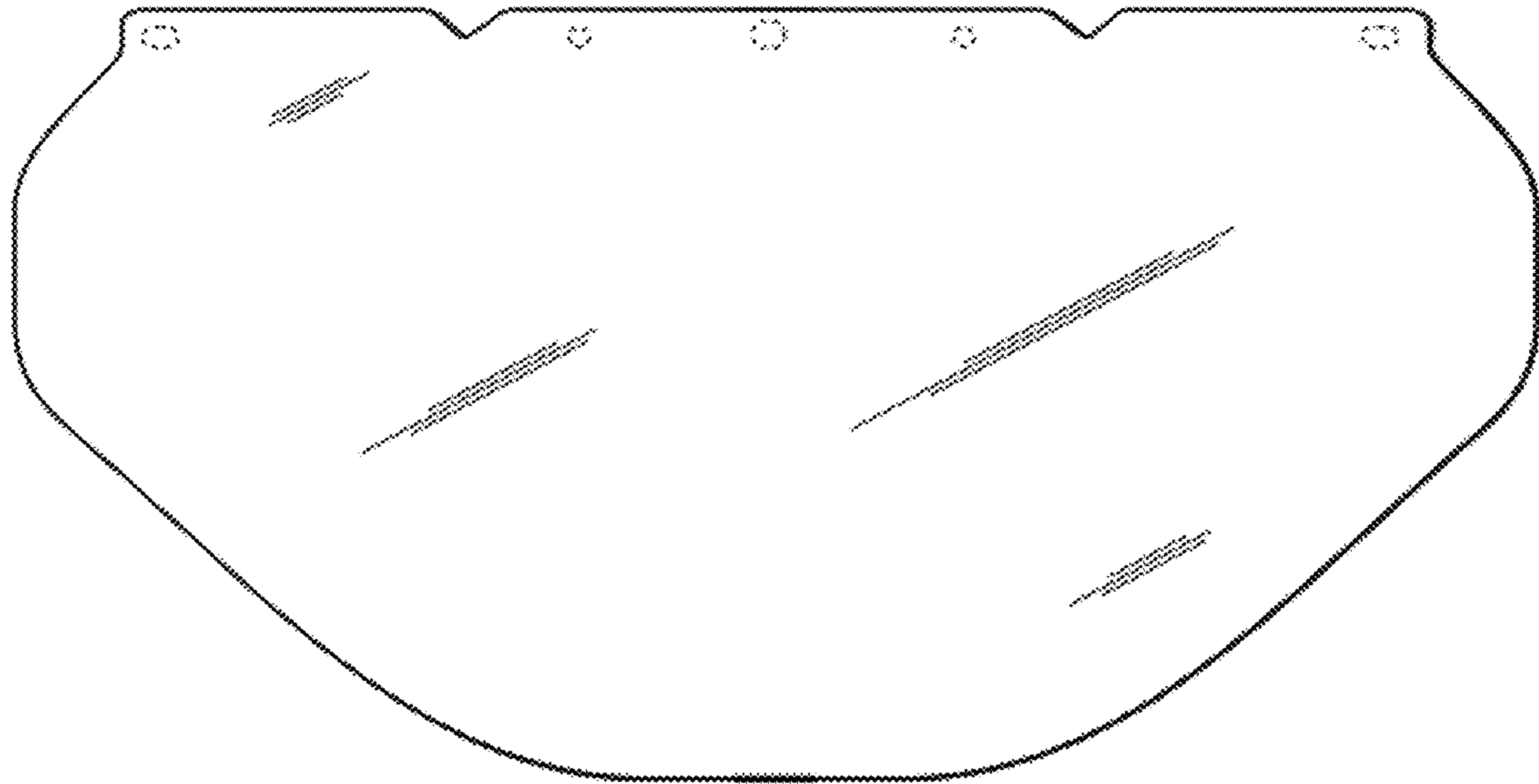


FIG. 2




FIG. 3




FIG. 4



FIG. 5

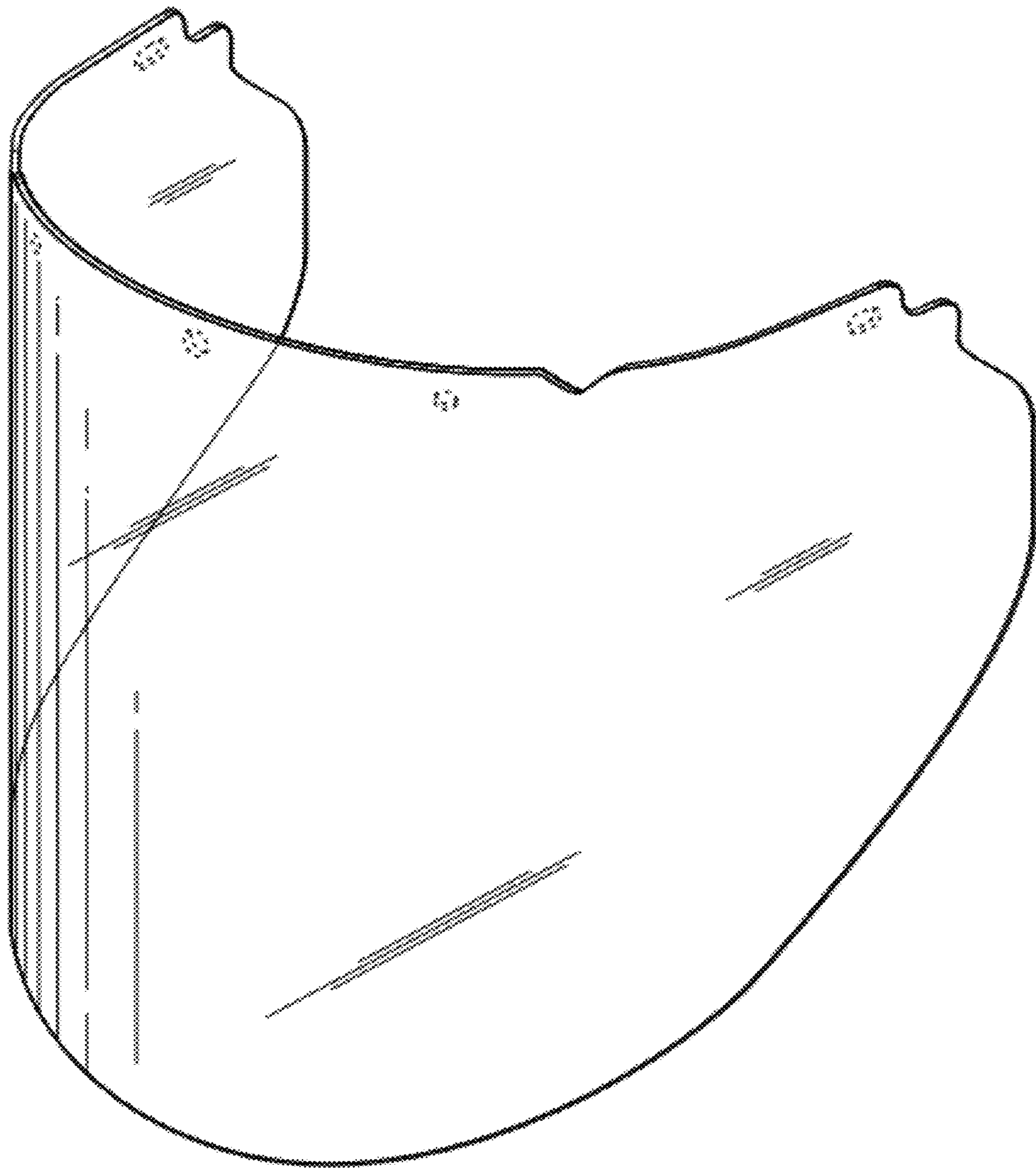


FIG. 6

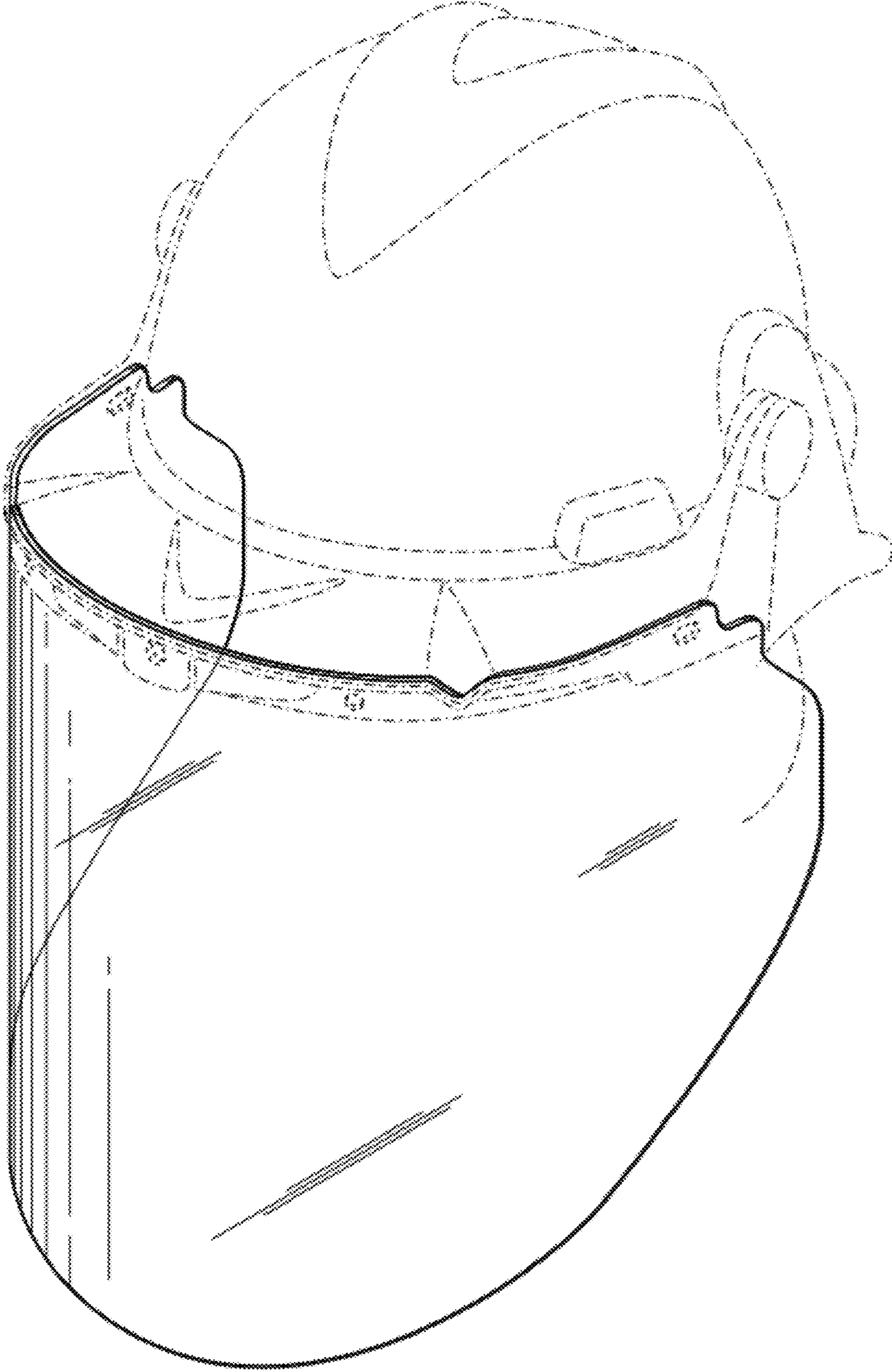


FIG. 7

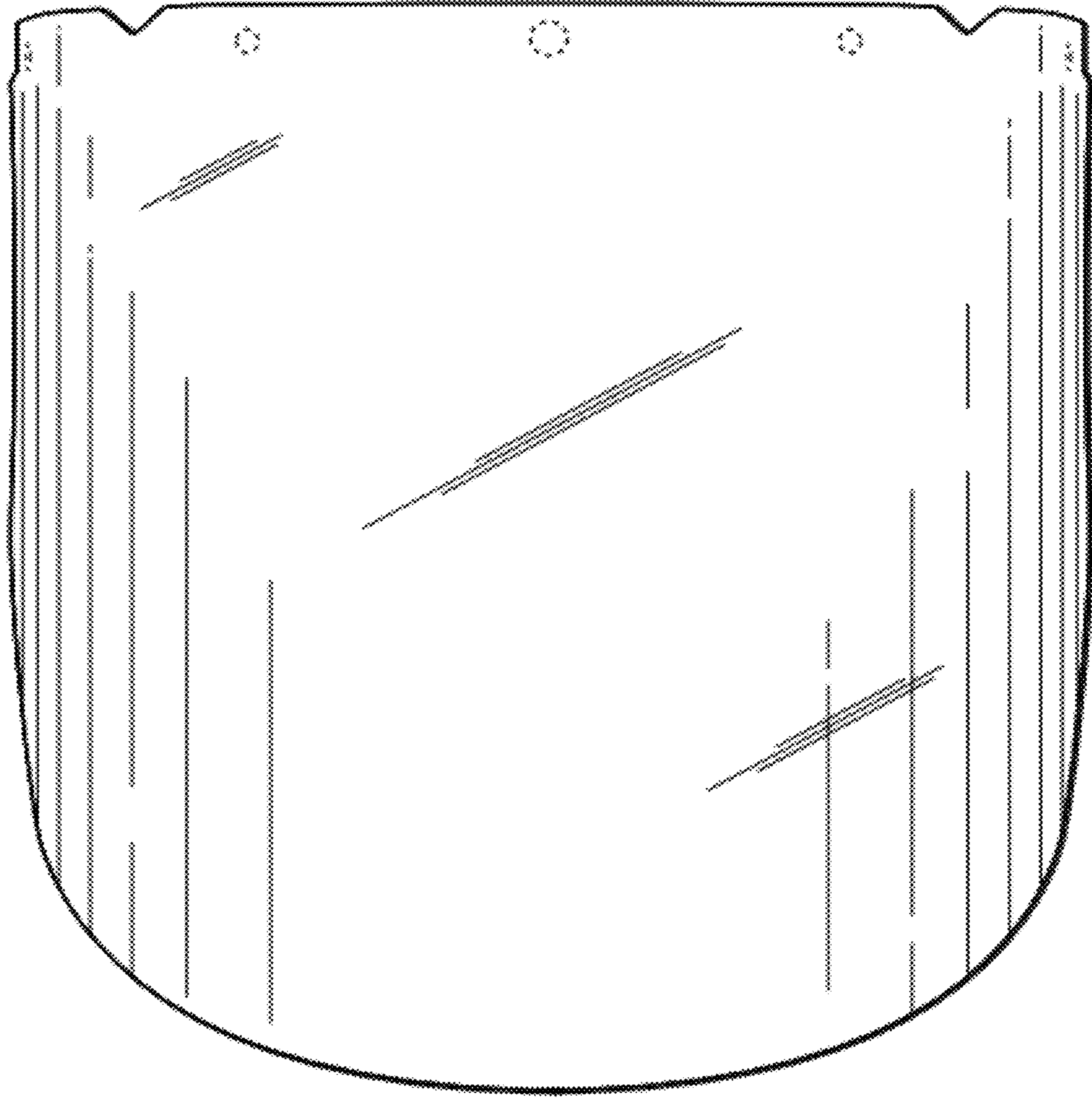


FIG. 8

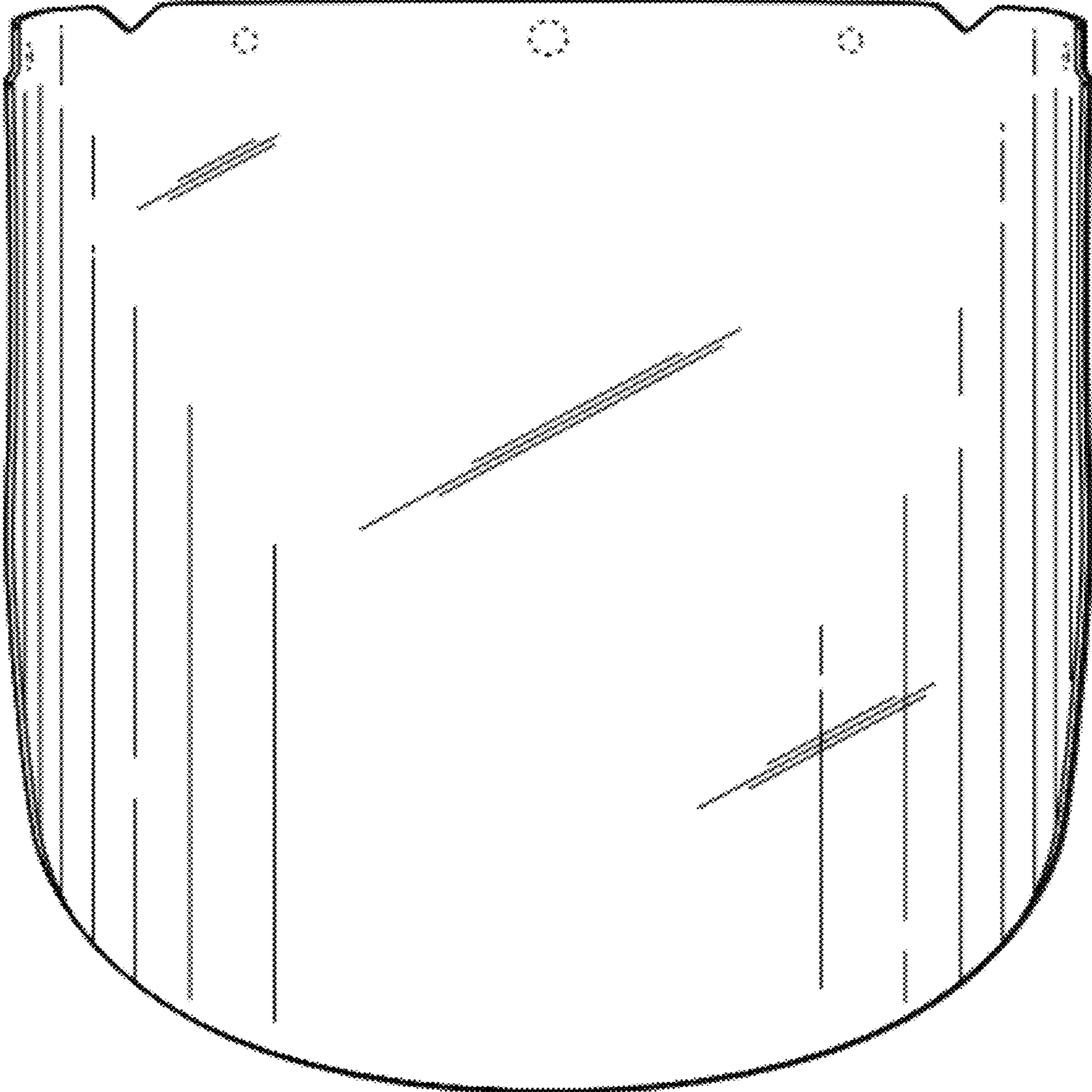


FIG. 9

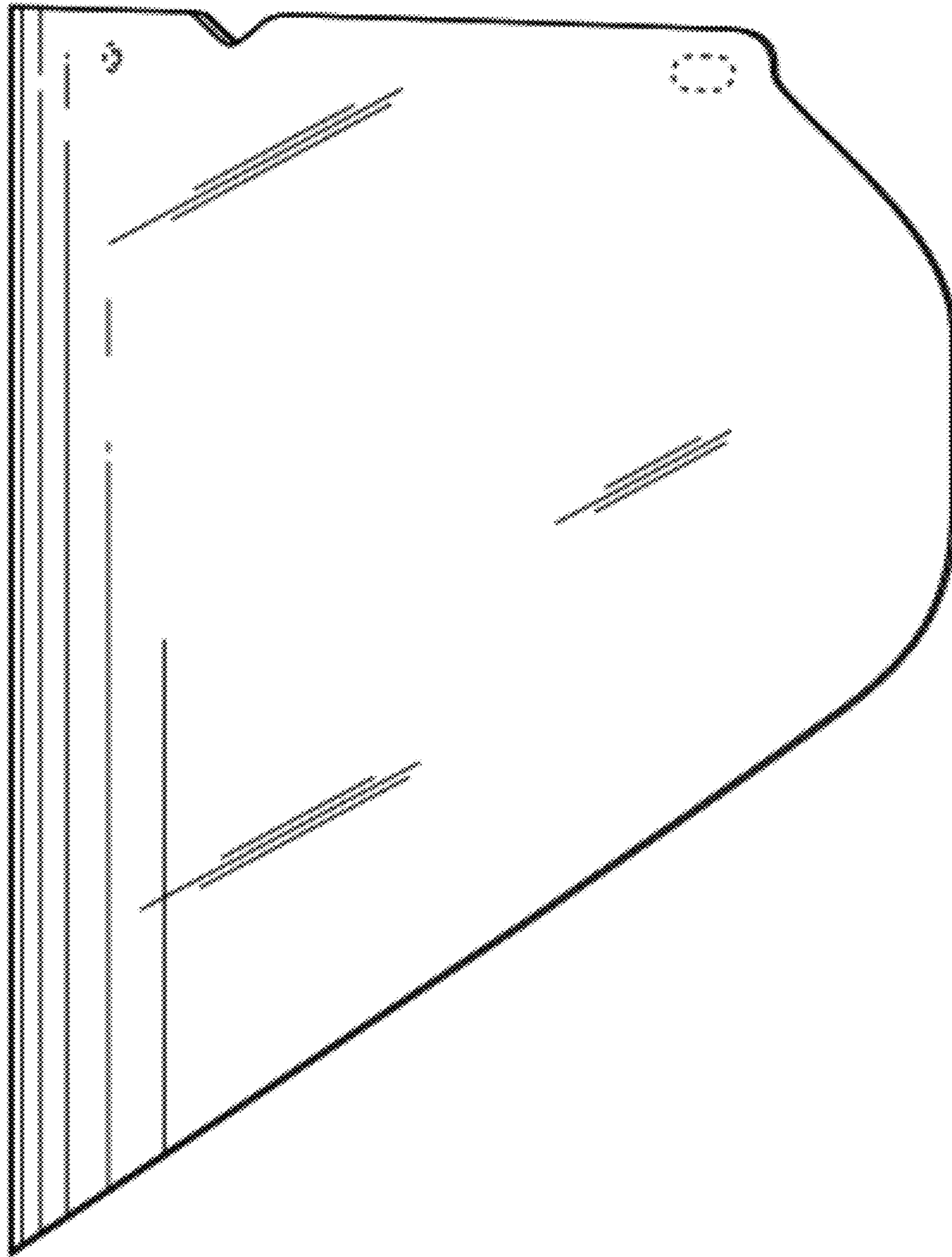


FIG. 10




FIG. 11




FIG. 12