



US00D675786S

(12) **United States Design Patent**  
**Klotz et al.**

(10) **Patent No.:** **US D675,786 S**

(45) **Date of Patent:** **\*\* \*Feb. 5, 2013**

(54) **VISOR**

(75) Inventors: **Robert Klotz**, Jefferson Hills, PA (US);  
**Rebecca Kreke**, Pittsburgh, PA (US);  
**Mark Hall**, Spring Church, PA (US)

(73) Assignee: **Mine Safety Appliances Company**,  
Cranberry Township, PA (US)

(\*) Notice: This patent is subject to a terminal disclaimer.

(\*\*) Term: **14 Years**

(21) Appl. No.: **29/388,903**

(22) Filed: **Apr. 4, 2011**

(51) **LOC (9) Cl.** ..... **29-02**

(52) **U.S. Cl.** ..... **D29/110**

(58) **Field of Classification Search** ..... D29/100,  
D29/102, 103, 104, 105, 106, 107, 108, 109,  
D29/110, 111, 122; D24/189, 190, 191,  
D24/124; 2/9, 410-414, 416-425, 209.13,  
2/906, 6.7, 7, 8.1, 8.2, 8.6, 8.7, 171, 171.3,  
2/427, 429, 10, 206, 173, 4, 457; 128/889,  
128/201.24, 201.15, 857, 858, 891; 602/74,  
602/41, 58; 604/358

See application file for complete search history.

(56) **References Cited**

**U.S. PATENT DOCUMENTS**

1,337,036	A *	4/1920	Bergmann	.....	2/12
1,790,328	A *	1/1931	Savage	.....	2/12
2,968,812	A *	1/1961	Vivolo	.....	2/12
3,237,204	A *	3/1966	Honsaker	.....	2/13
3,605,115	A *	9/1971	Bohner	.....	2/10
D254,638	S *	4/1980	Bay, Jr.	.....	D29/109
5,007,109	A *	4/1991	Wheeler	.....	2/10
D331,820	S *	12/1992	Scanlon	.....	D29/110
5,206,956	A *	5/1993	Olson	.....	2/13
D341,230	S *	11/1993	Kamata	.....	D29/107
D359,586	S *	6/1995	Lofton	.....	D29/110

D361,868	S *	8/1995	Raugh	.....	D29/109
D370,310	S *	5/1996	Reuber et al.	.....	D29/110
D373,223	S *	8/1996	Pernicka et al.	.....	D29/110
D374,951	S *	10/1996	Machson	.....	D29/110
D375,583	S *	11/1996	Landis et al.	.....	D29/108
D376,674	S *	12/1996	Kamata	.....	D29/107
D380,872	S *	7/1997	Wickland	.....	D29/109
D380,873	S *	7/1997	Reuber	.....	D29/110
5,765,223	A *	6/1998	McCausland	.....	2/9
D404,849	S *	1/1999	Desy	.....	D29/110
D417,756	S *	12/1999	Crupi et al.	.....	D29/110
D454,667	S *	3/2002	Chartrand et al.	.....	D29/110
D481,173	S *	10/2003	Alexander et al.	.....	D29/110
D492,450	S *	6/2004	Fournier et al.	.....	D29/122
D541,991	S *	5/2007	Lawrence	.....	D29/122
D568,545	S *	5/2008	Schaffner	.....	D29/110
7,725,949	B2 *	6/2010	Landis	.....	2/9

\* cited by examiner

*Primary Examiner* — Elizabeth J Oswecki

(74) *Attorney, Agent, or Firm* — Bartony & Associates, LLC.

(57) **CLAIM**

The ornamental design for a visor, as shown and described.

**DESCRIPTION**

FIG. 1 is a perspective view of a visor showing our new design;

FIG. 2 is a perspective view of the visor of FIG. 1 shown in a used condition connected to a visor frame which is connected to a helmet, wherein the visor frame and helmet are illustrated in broken lines;

FIG. 3 is a front view of the visor of FIG. 1;

FIG. 4 is a rear view of the visor of FIG. 1;

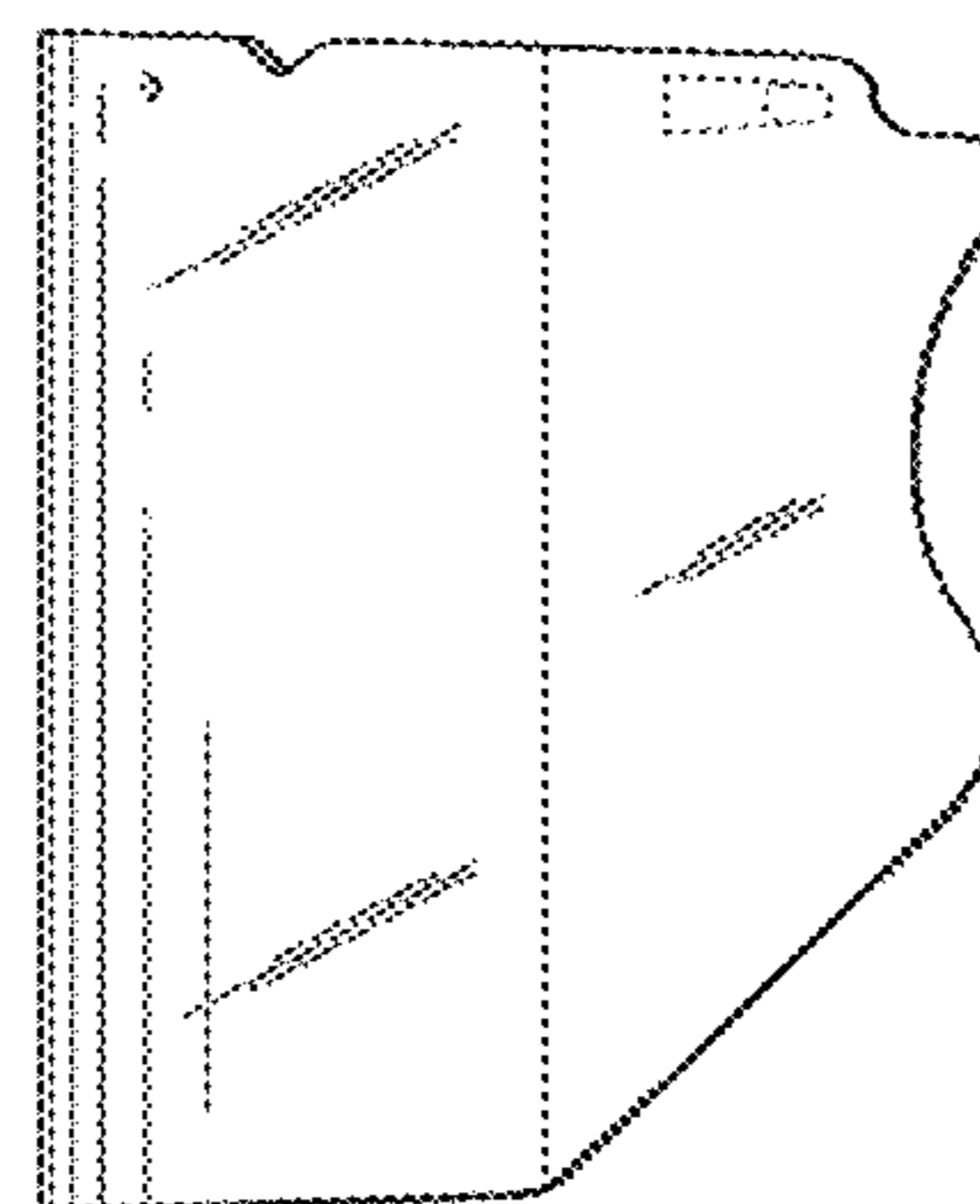
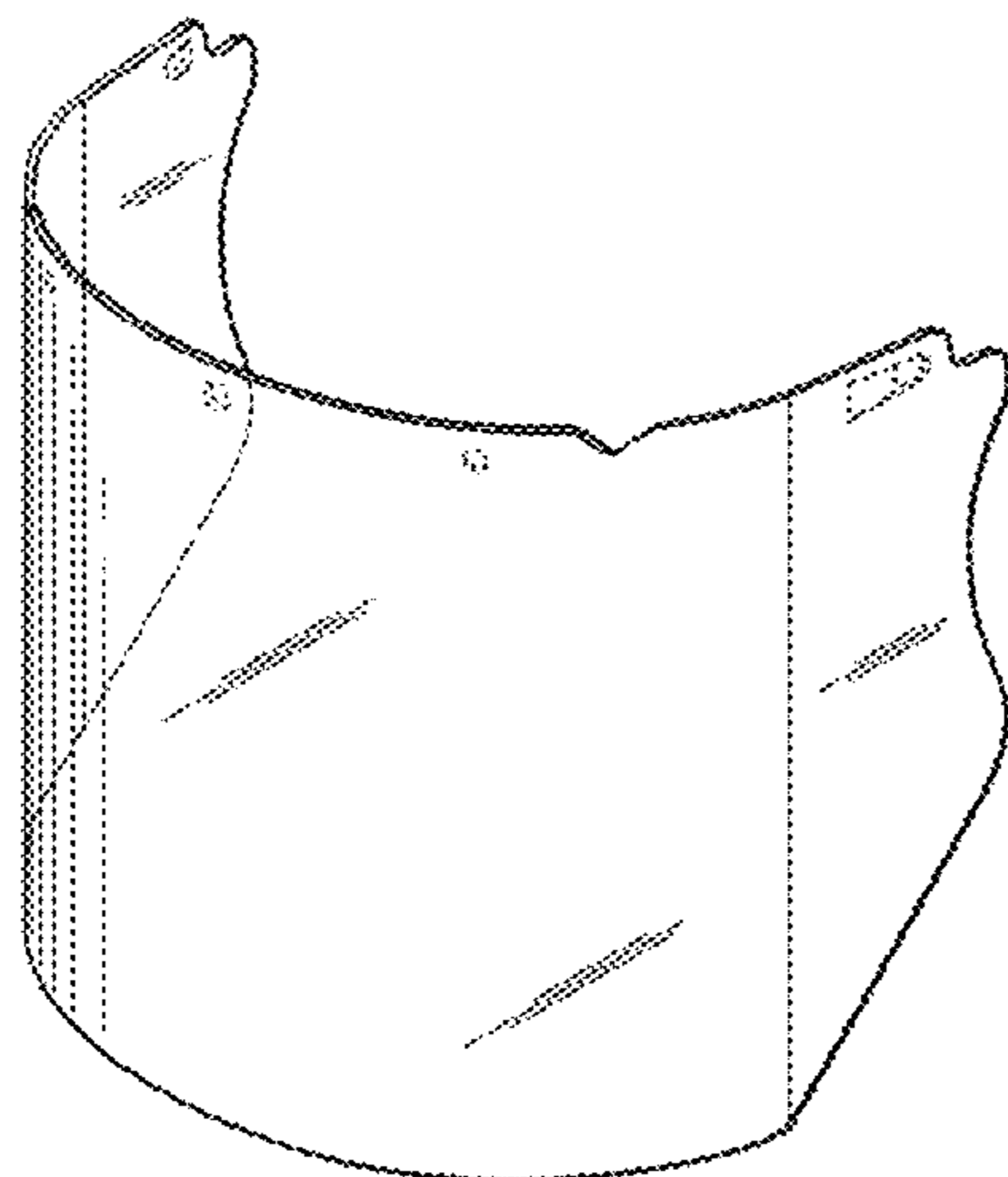
FIG. 5 is a side view of the visor of FIG. 1, the opposite side view is identical;

FIG. 6 is a top view of the visor of FIG. 1; and,

FIG. 7 is a bottom view of the visor of FIG. 1.

The broken lines shown in Figures form no part of the claimed design.

**1 Claim, 6 Drawing Sheets**



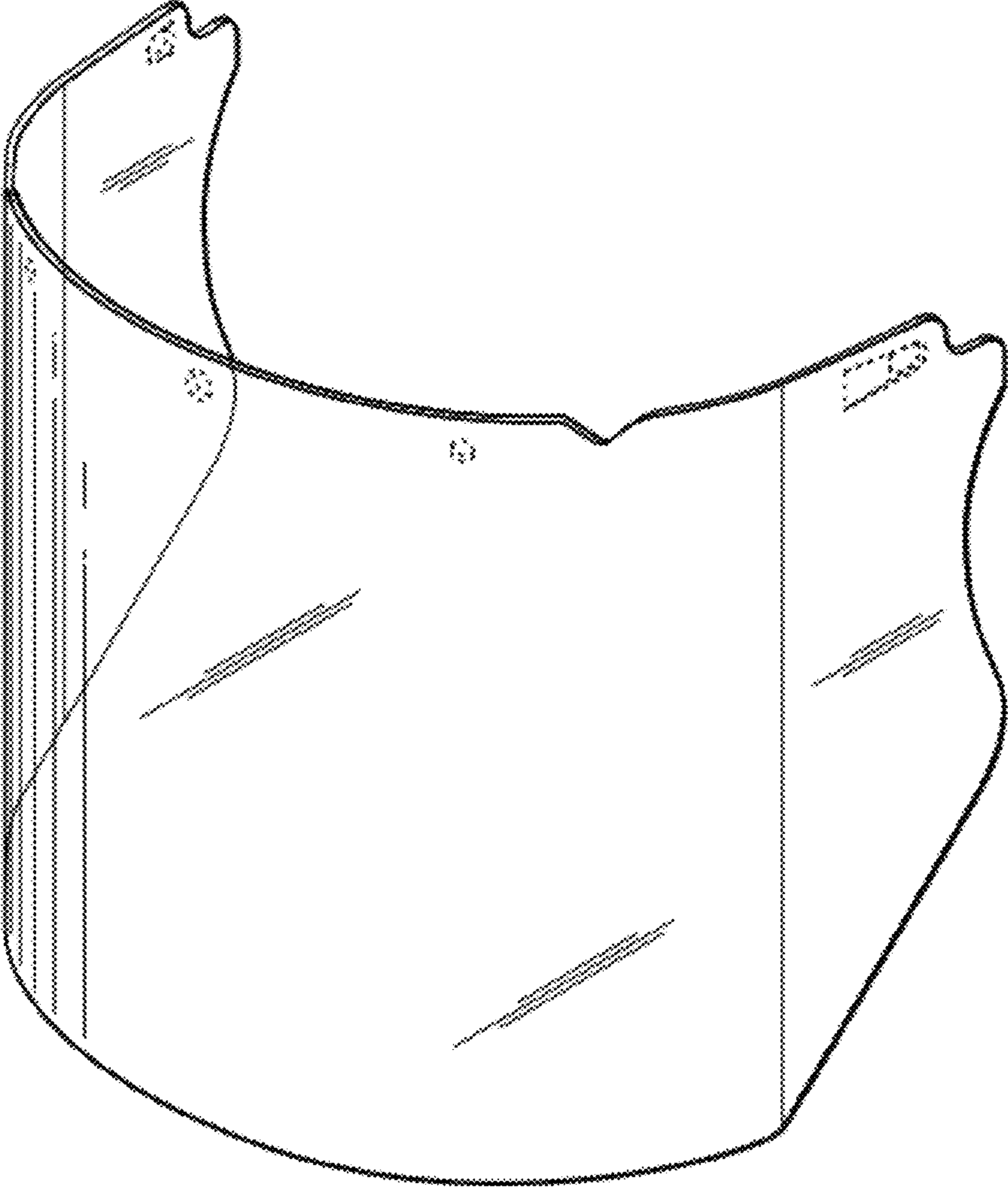


FIG. 1

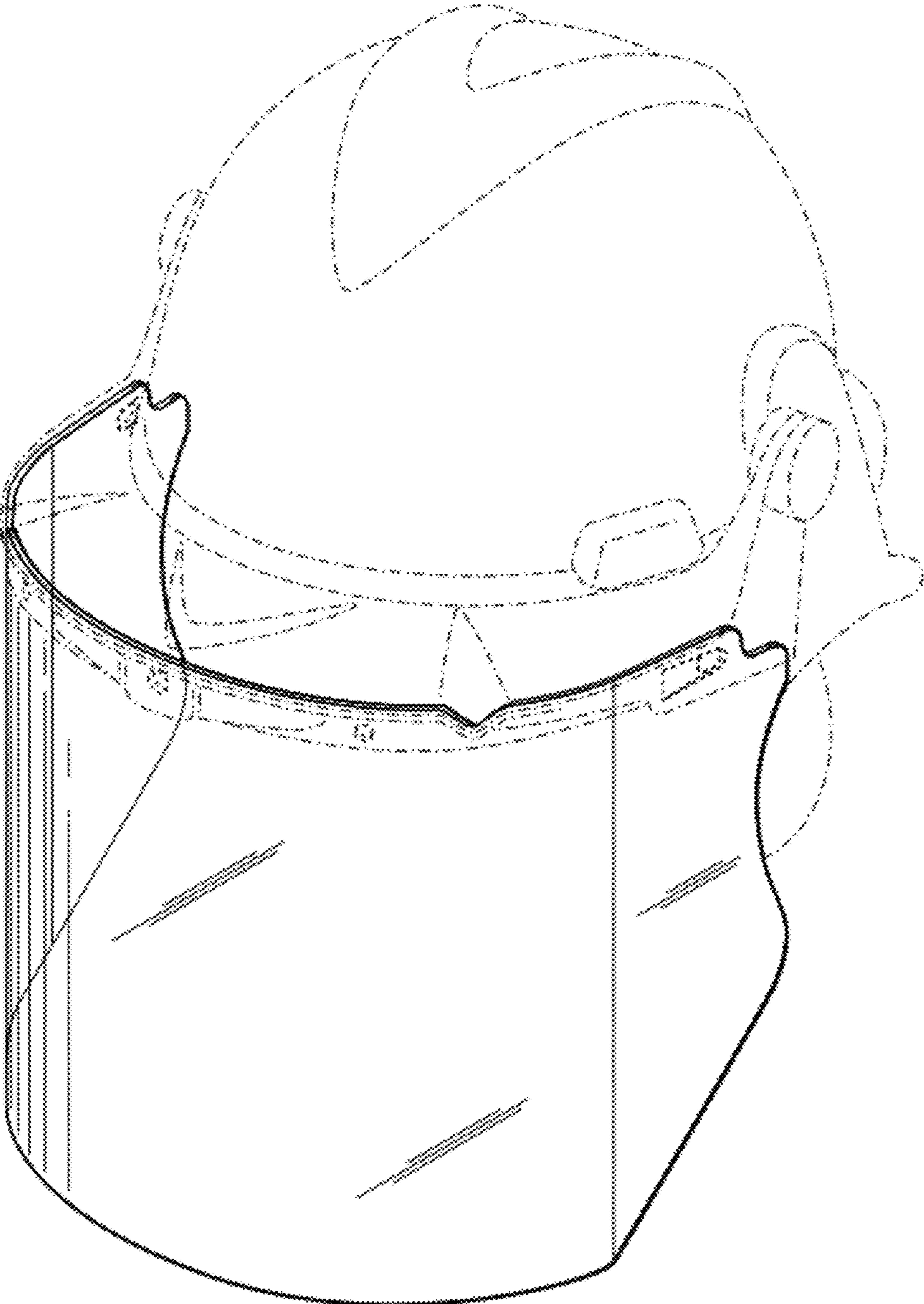


FIG. 2

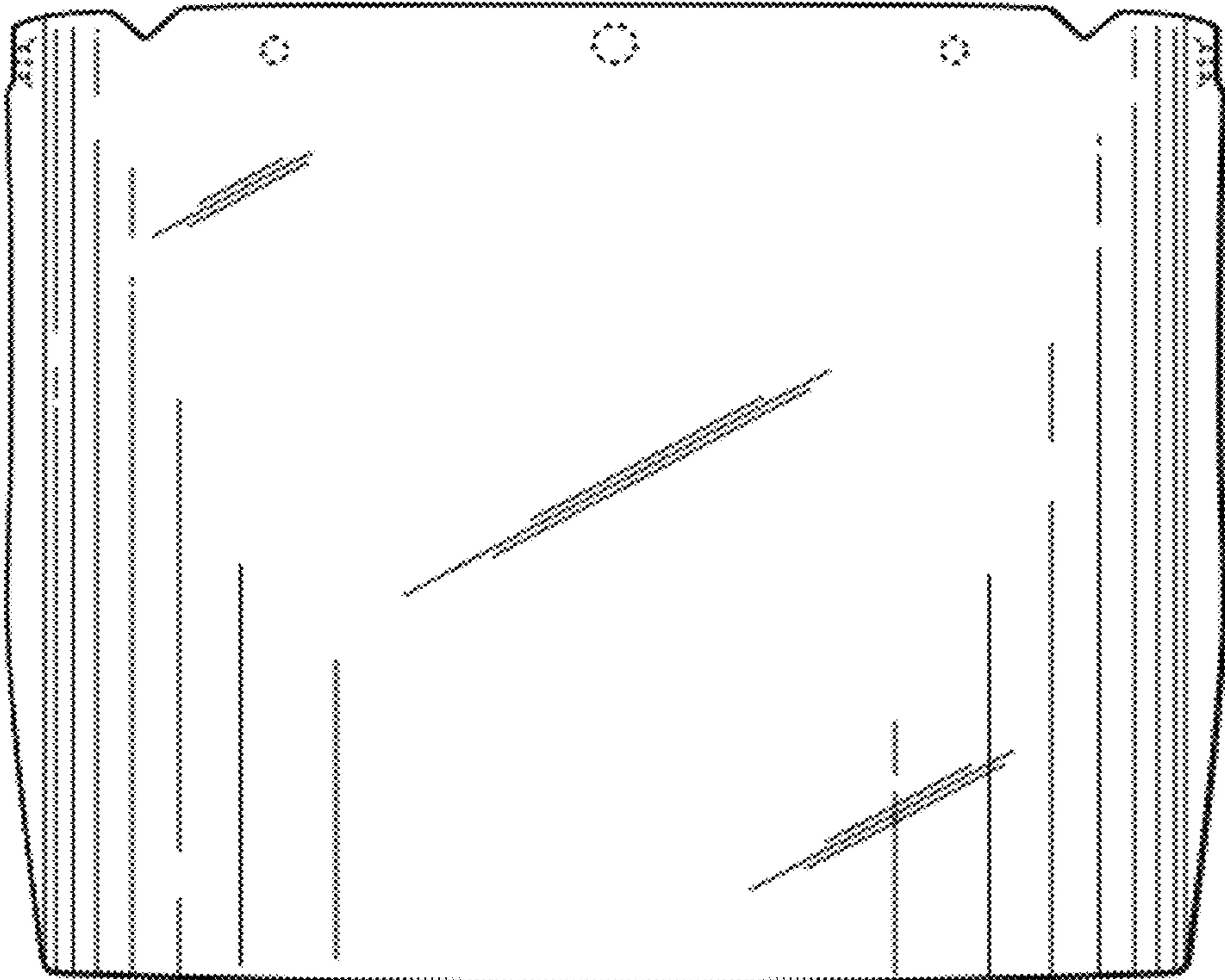


FIG. 3



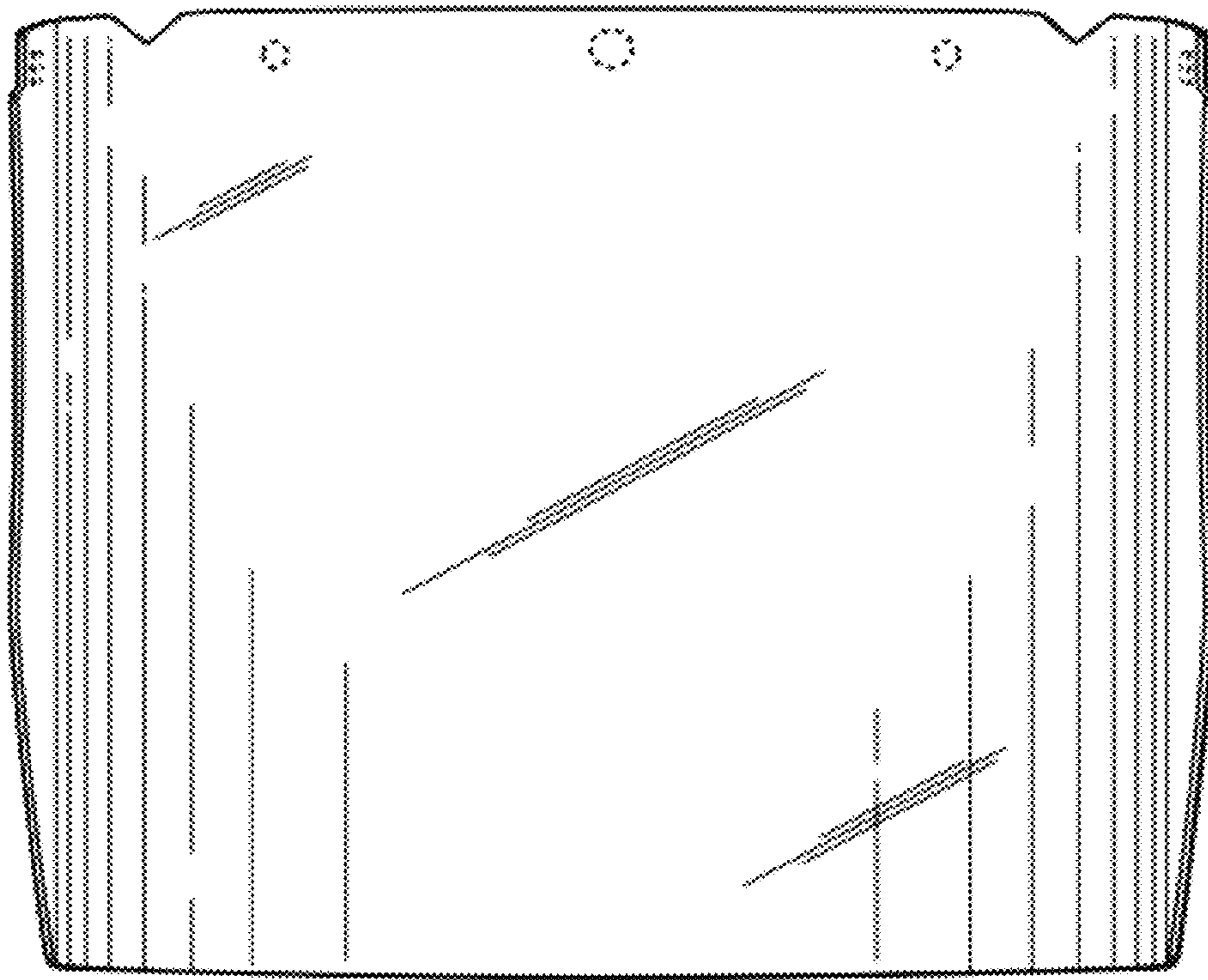


FIG. 4

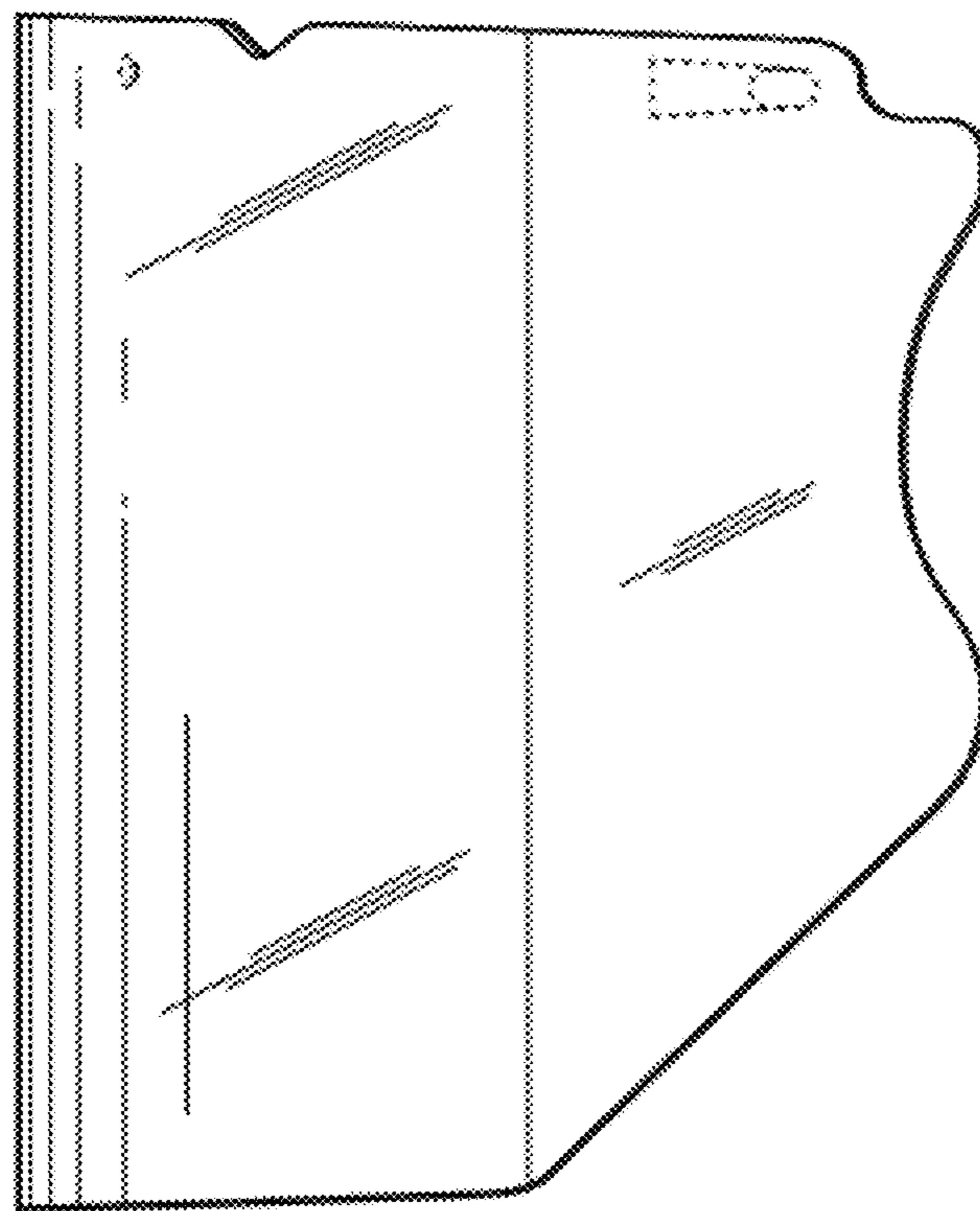


FIG. 5




FIG. 6




FIG. 7