



US00D675781S

(12) **United States Design Patent**  
**Whittaker et al.**

(10) **Patent No.:** **US D675,781 S**  
(45) **Date of Patent:** **\*\* Feb. 5, 2013**

(54) **HAIR TRIMMER HOUSING**  
(75) Inventors: **Matthew Whittaker**, Rock Falls, IL  
(US); **Chad Aulwes**, Sterling, IL (US);  
**Steve Yde**, Sterling, IL (US)

(73) Assignee: **Wahl Clipper Corporation**, Sterling, IL  
(US)

(\*\*) Term: **14 Years**

(21) Appl. No.: **29/413,082**

(22) Filed: **Feb. 10, 2012**

(51) **LOC (9) Cl.** ..... **28-03**

(52) **U.S. Cl.** ..... **D28/53**

(58) **Field of Classification Search** ..... D28/44-54;  
30/34.1-34.2, 34.05, 32, 41.9, 43-43.92,  
30/47-52, 42-46, 53-55, 57-73, 526-541,  
30/74-84, 195-223, 341, 272.1, 226-227,  
30/231, 233-233.5

See application file for complete search history.

(56) **References Cited**

U.S. PATENT DOCUMENTS

D435,694 S \* 12/2000 Leberherz ..... D28/53  
D435,936 S \* 1/2001 Long et al. .... D28/54  
D499,211 S 11/2004 Altamore et al.  
D500,891 S 1/2005 Altamore et al.

D555,286 S 11/2007 Long  
D555,287 S \* 11/2007 Long et al. .... D28/53  
D556,380 S 11/2007 Long  
D573,756 S 7/2008 Nielsen et al.  
D606,259 S \* 12/2009 Emminger ..... D28/53  
D626,693 S \* 11/2010 Harbeke ..... D28/53  
D652,170 S 1/2012 Snow et al.  
D653,812 S \* 2/2012 Julemont ..... D28/53  
2011/0289777 A1\* 12/2011 Quan et al. .... 30/43.92

\* cited by examiner

*Primary Examiner* — Jennifer Rivard

(74) *Attorney, Agent, or Firm* — Greer, Burns & Crain, Ltd.

(57) **CLAIM**

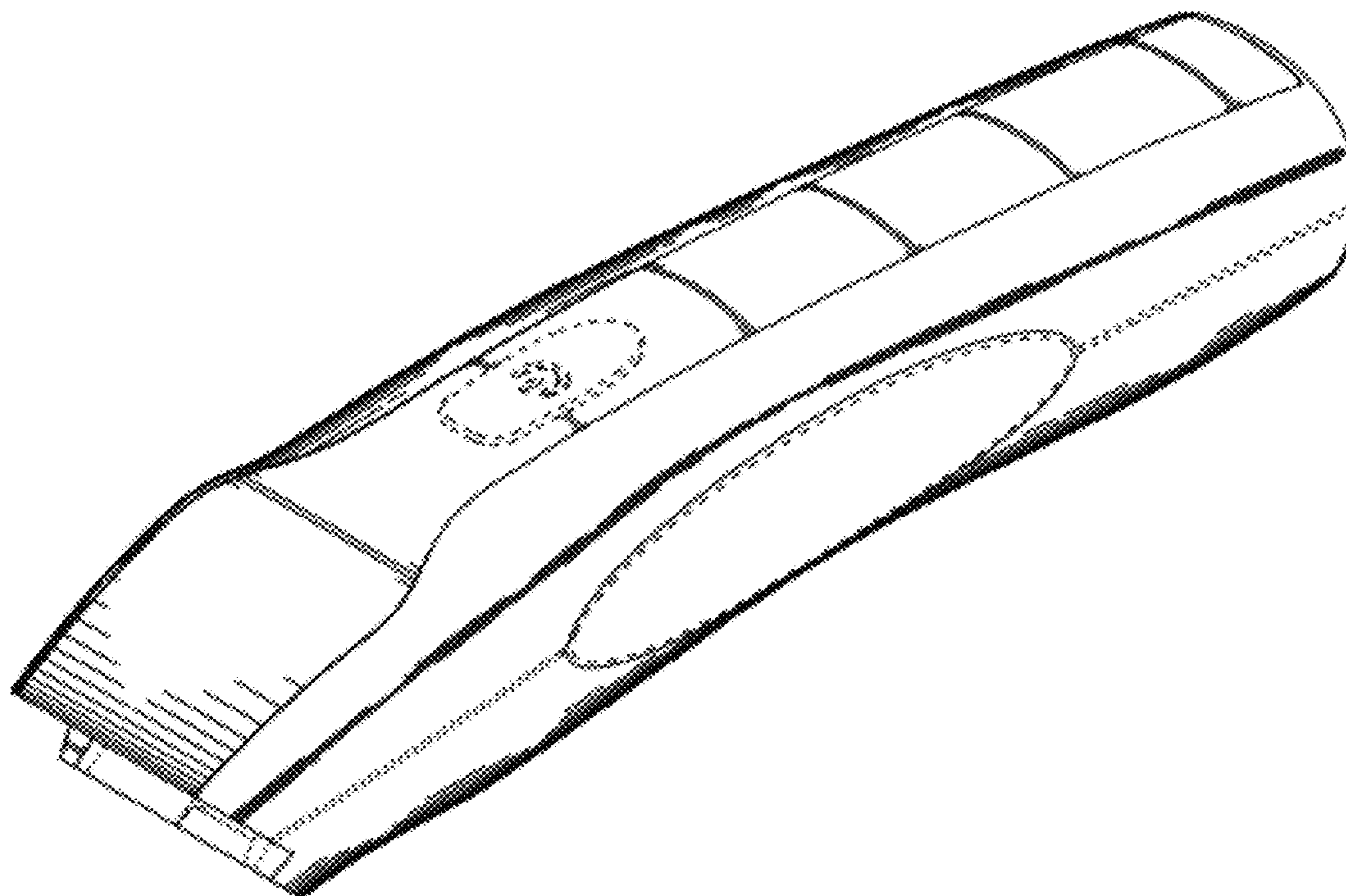
The ornamental design for a hair trimmer housing, as shown and described.

**DESCRIPTION**

FIG. 1 is a top perspective view of the present hair trimmer; FIG. 2 is a right side view of same; FIG. 3 is a left side inverted view of the hair trimmer of FIG. 1; FIG. 4 is a top view of same; FIG. 5 is a bottom view of same; FIG. 6 is a rear view of the present hair trimmer; and, FIG. 7 is a front view of same.

The structure shown in broken lines is for environment purposes only and does not form part of the claimed invention.

**1 Claim, 4 Drawing Sheets**



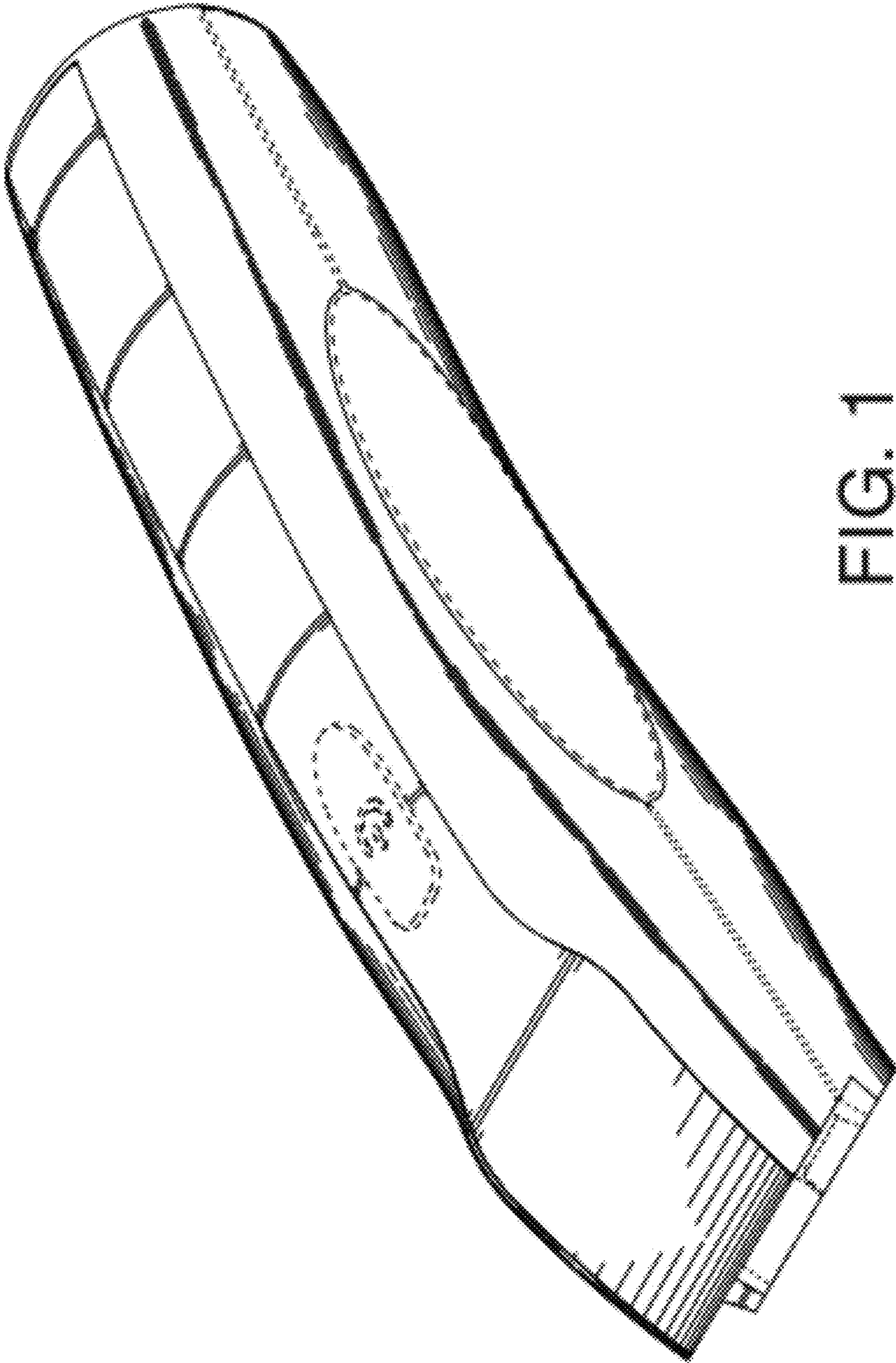


FIG. 1

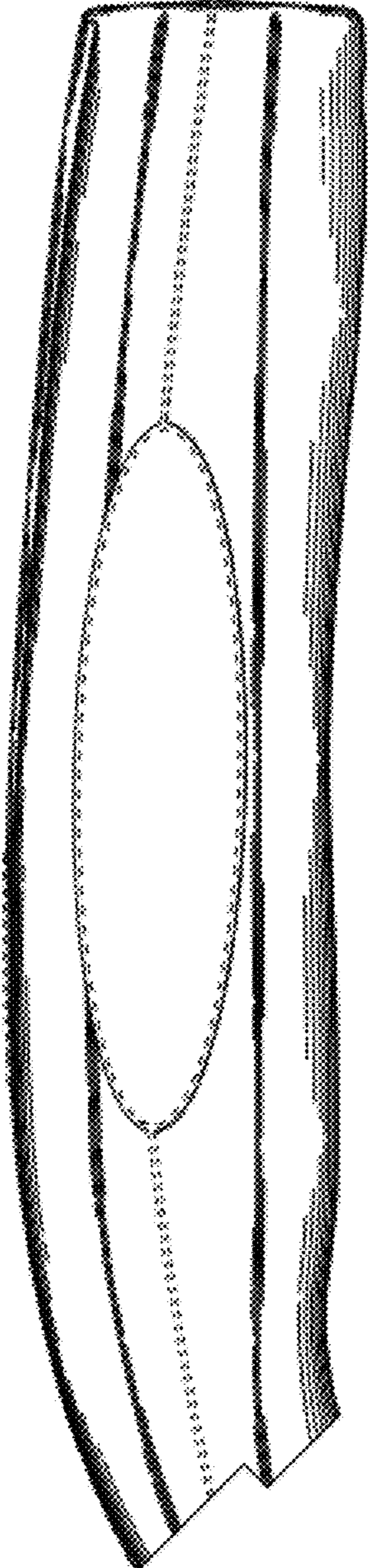


FIG. 2

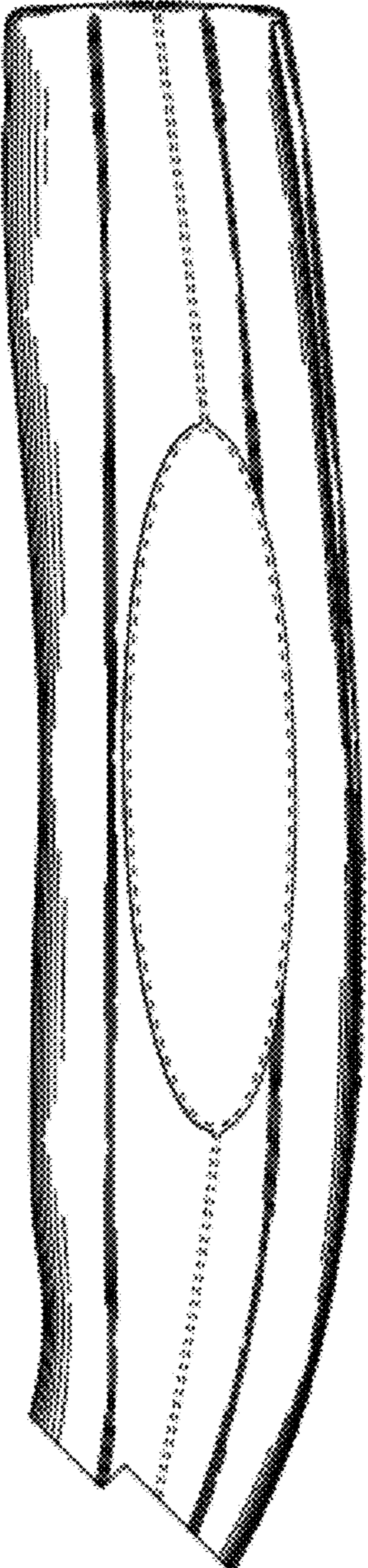


FIG. 3

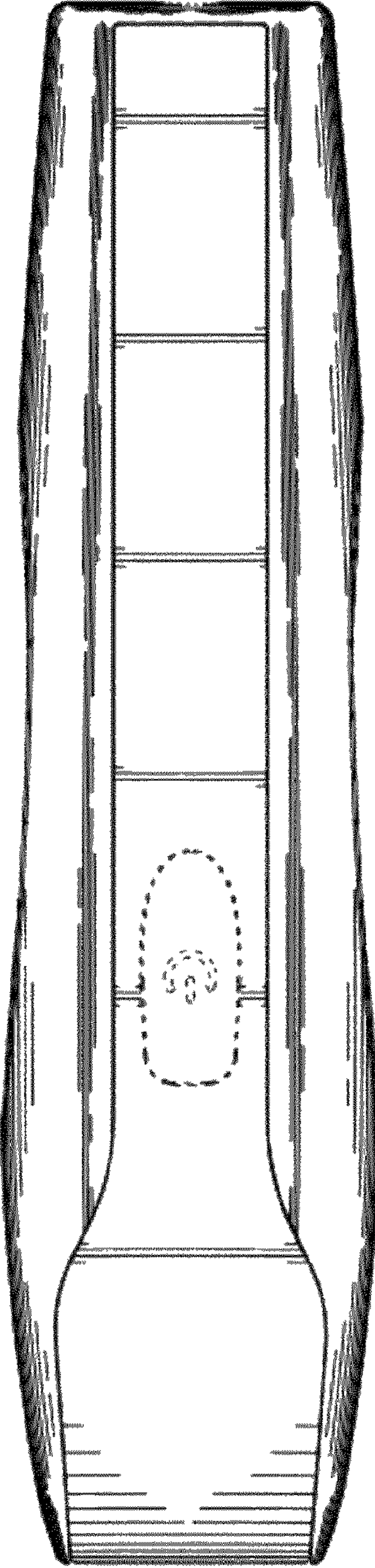


FIG. 4




FIG. 5

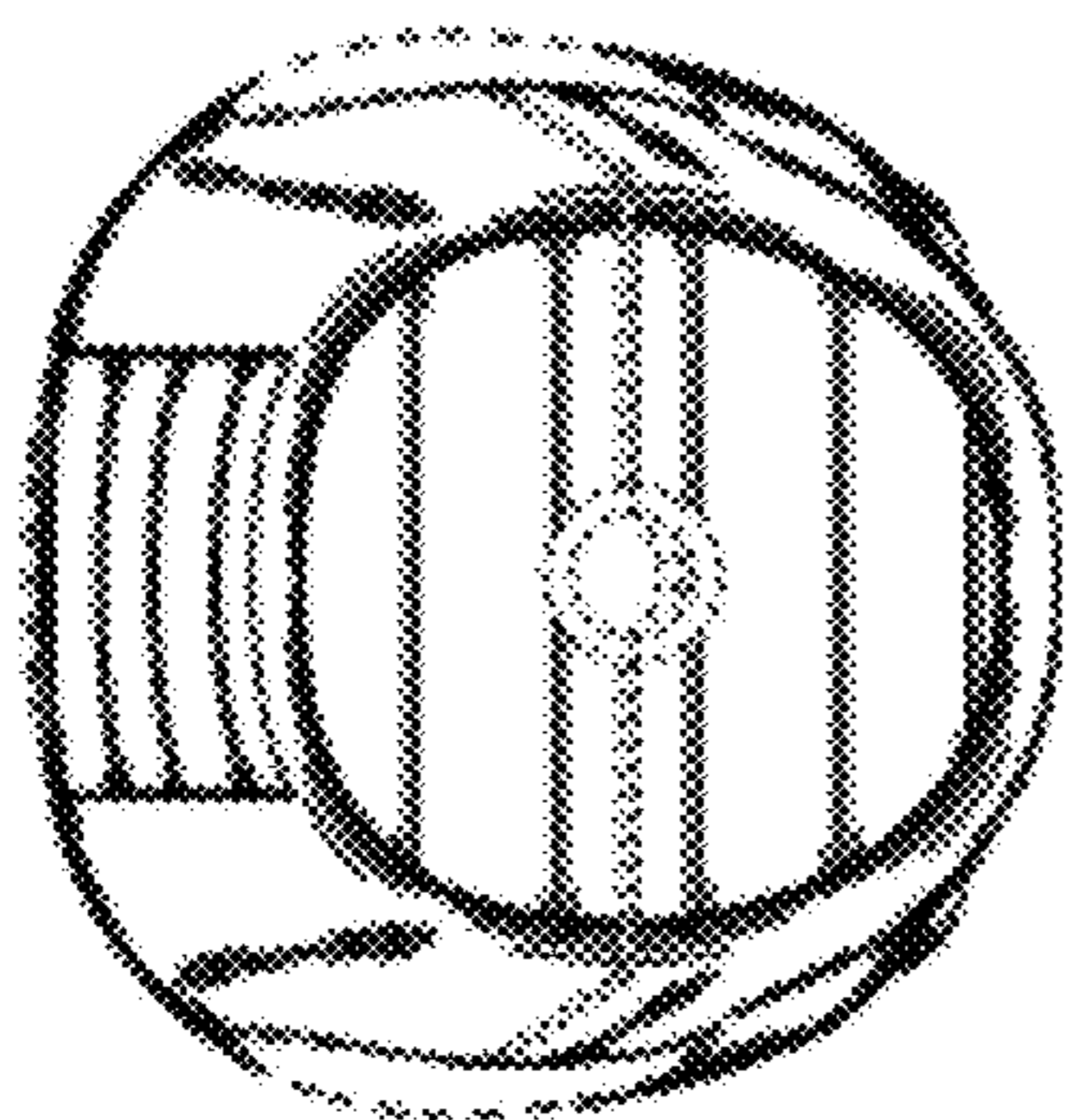


FIG. 6

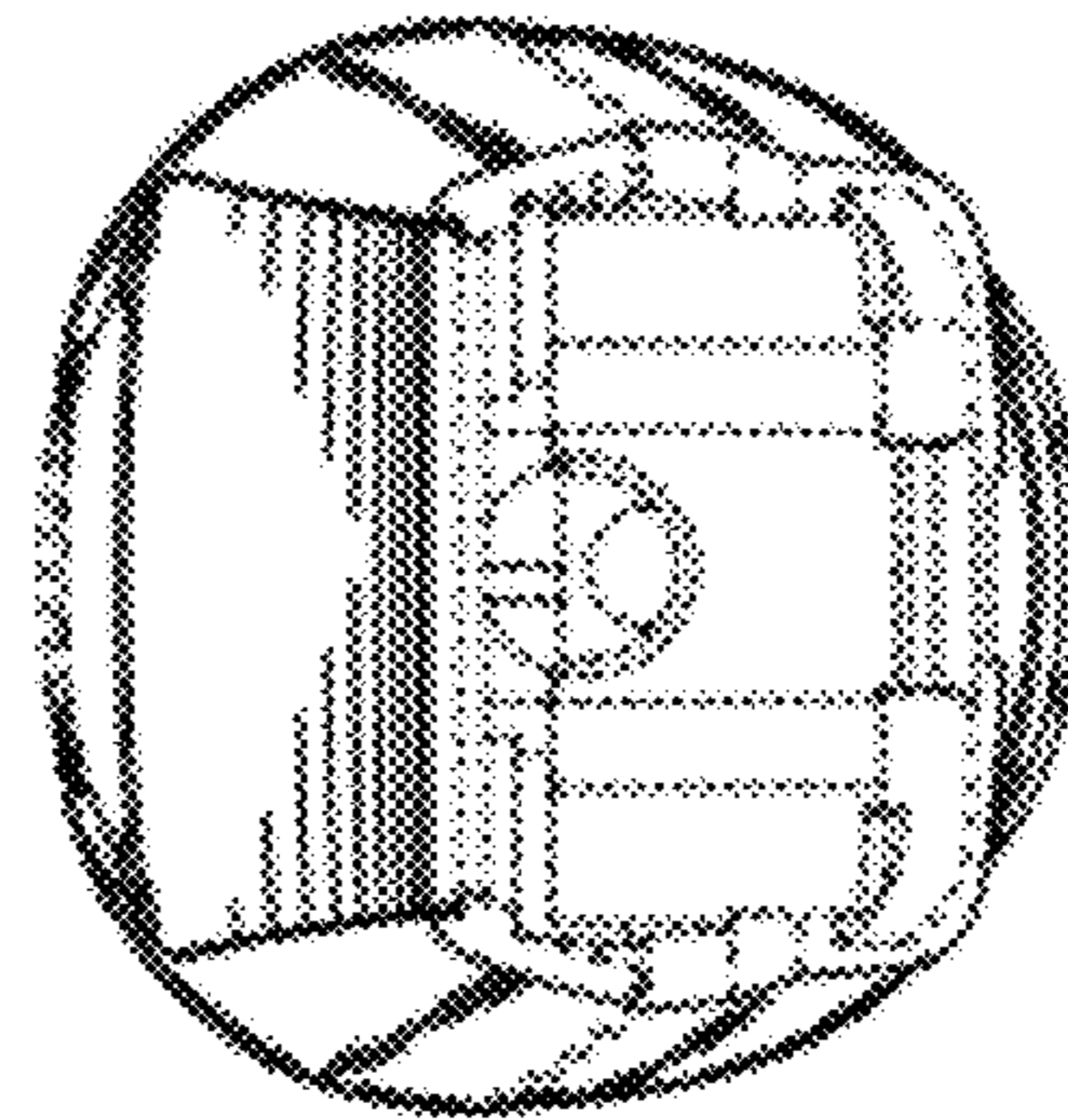


FIG. 7