



US00D675747S

(12) **United States Design Patent**
Luying

(10) **Patent No.:** **US D675,747 S**

(45) **Date of Patent:** **** Feb. 5, 2013**

(54) **MASSAGER**

(76) Inventor: **Meng Luying**, Hefei (CN)

(**) Term: **14 Years**

(21) Appl. No.: **29/415,233**

(22) Filed: **Mar. 8, 2012**

(51) **LOC (9) Cl.** **28-03**

(52) **U.S. Cl.** **D24/215**

(58) **Field of Classification Search** D24/200,
D24/211-215, 141; 601/27, 28, 33, 40, 46,
601/47, 48, 63, 80, 99, 104, 112, 113, 114,
601/119, 122, 125, 129, 134, 135, 137, DIG. 12,
601/DIG. 13, DIG. 14, DIG. 15, DIG. 16,
601/DIG. 17; D14/137, 147

See application file for complete search history.

(56) **References Cited**

U.S. PATENT DOCUMENTS

D319,233 S * 8/1991 Konno et al. D14/147
D400,262 S * 10/1998 Hirakawa et al. D24/215
D413,132 S * 8/1999 Milam D14/147

6,389,319 B1 * 5/2002 Lee 607/76
D546,962 S * 7/2007 Wu D24/215
D549,350 S * 8/2007 Wu D24/215
D550,372 S * 9/2007 Wu D24/215
D629,528 S * 12/2010 Adkisson D24/215

FOREIGN PATENT DOCUMENTS

CN 301722395 11/2011

* cited by examiner

Primary Examiner — Sandra Snapp

(74) *Attorney, Agent, or Firm* — Charles McCloskey

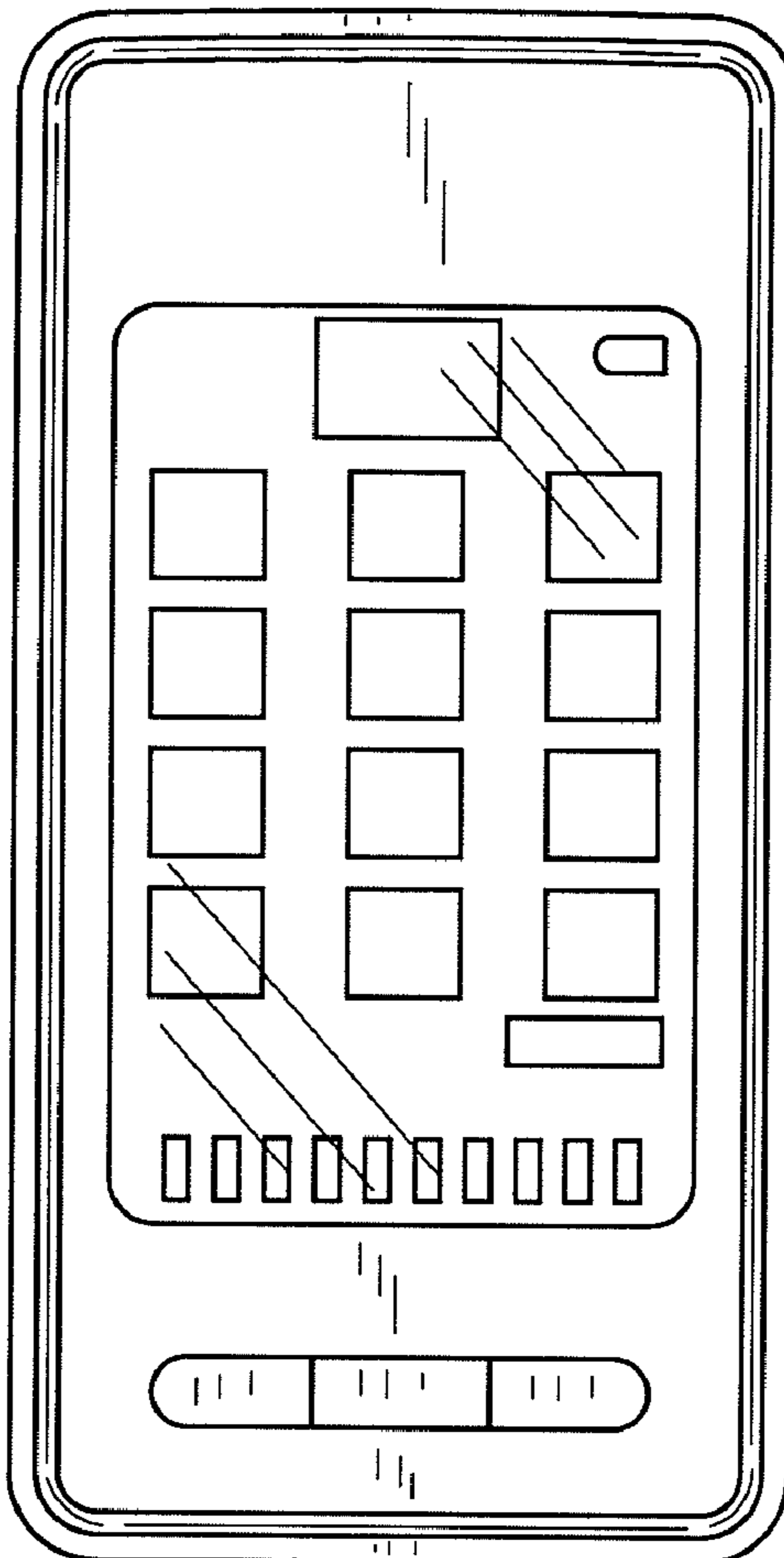
(57) **CLAIM**

The ornamental design for a massager, as shown and described.

DESCRIPTION

FIG. 1 is a front view;
FIG. 2 is a rear view;
FIG. 3 is a side view;
FIG. 4 is an opposite side view;
FIG. 5 is a top view; and,
FIG. 6 is a bottom view.

1 Claim, 2 Drawing Sheets



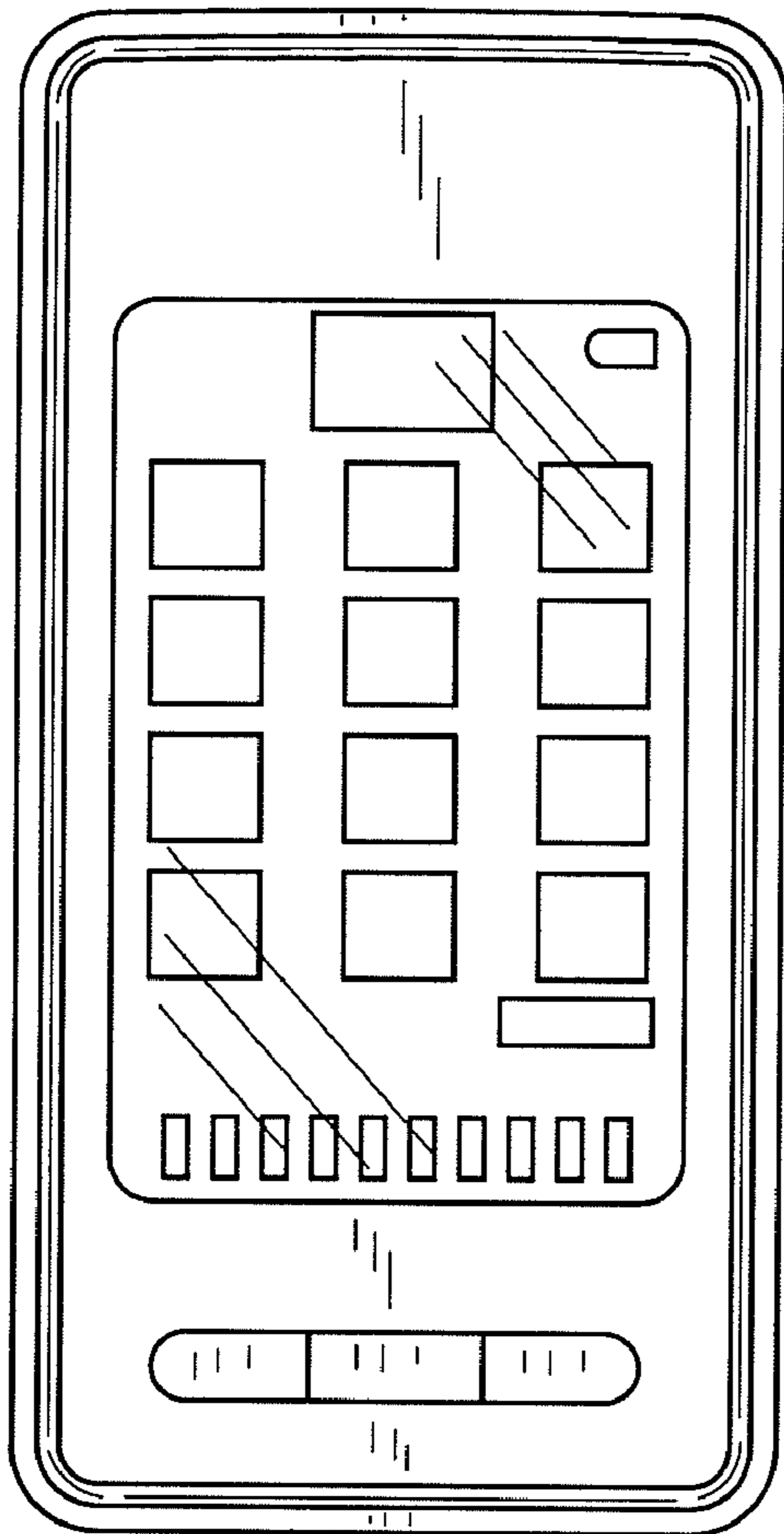


FIG. 1

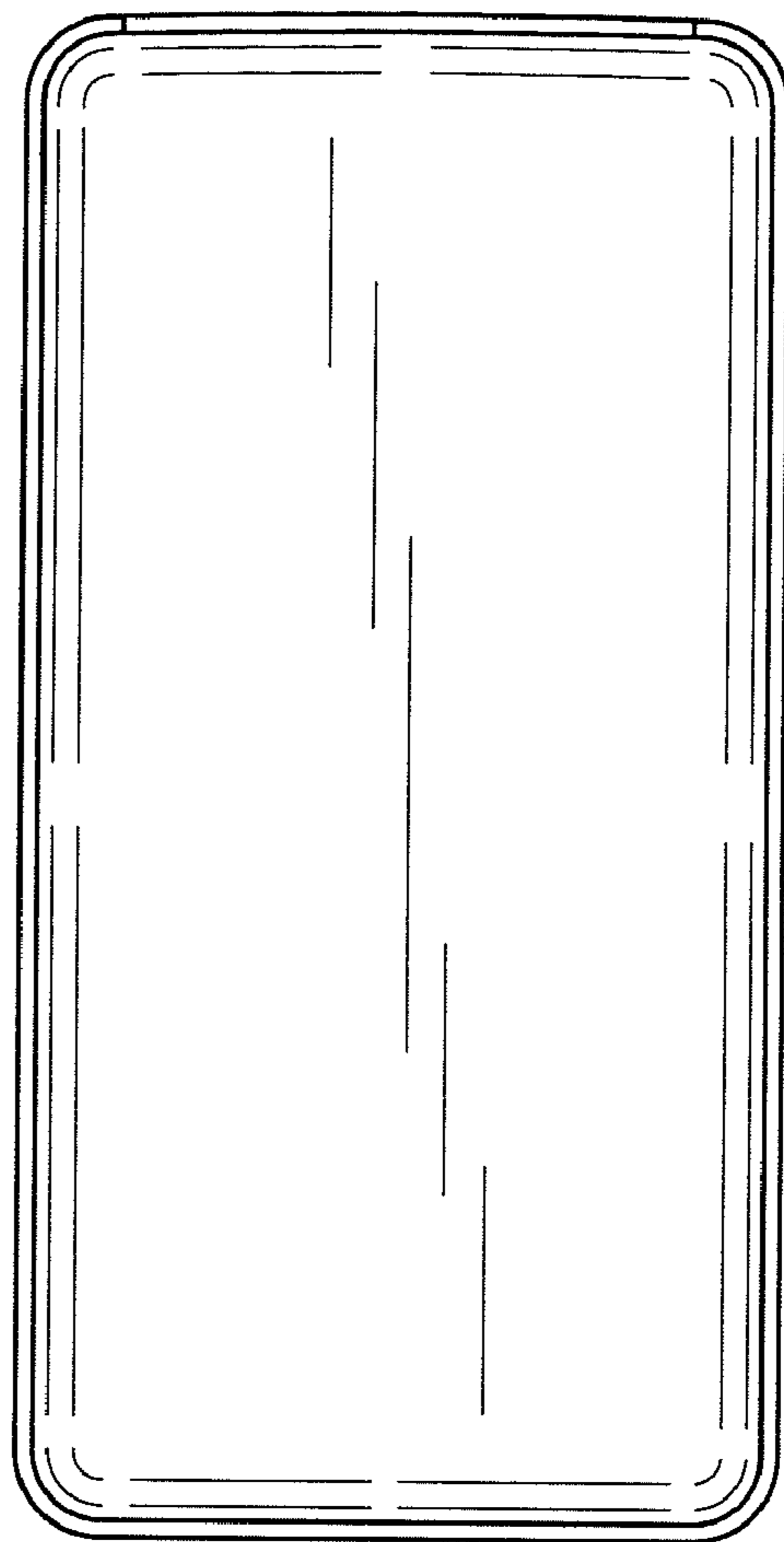


FIG. 2




FIG. 3

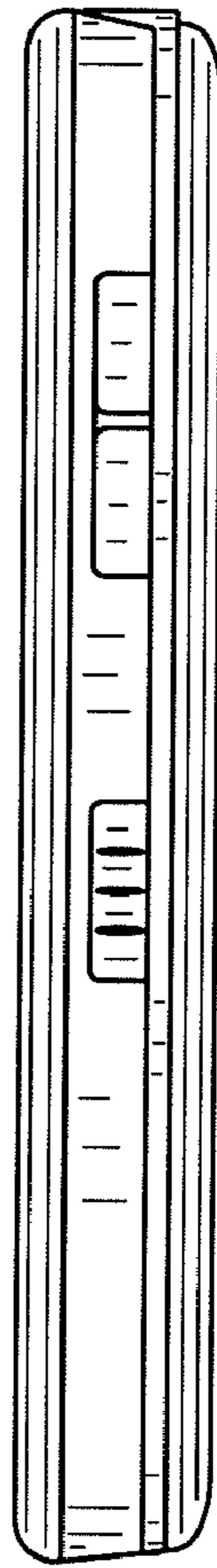


FIG. 4




FIG. 5




FIG. 6