



US00D675702S

(12) **United States Design Patent**
Watts

(10) **Patent No.:** **US D675,702 S**
(45) **Date of Patent:** **** Feb. 5, 2013**

(54) **FISHING JIG**
(75) Inventor: **Charles E Watts**, Charlestown, IN (US)
(73) Assignee: **Charles E Watts, Jr.**, Charelstown, IN (US)

6,813,857 B2 * 11/2004 Payer 43/42.4
D544,068 S * 6/2007 Becker D22/144
D576,247 S * 9/2008 Sikes D22/133
D585,957 S * 2/2009 White D22/144
7,748,157 B1 * 7/2010 Hellmann 43/42.39

* cited by examiner

(**) Term: **14 Years**

Primary Examiner — Catheri Oliver-Garcia

(21) Appl. No.: **29/409,538**

(57) **CLAIM**

The ornamental design for a fishing jig, as shown and described.

(22) Filed: **Mar. 1, 2012**

(51) **LOC (9) Cl.** **22-05**

(52) **U.S. Cl.** **D22/144**

(58) **Field of Classification Search** D22/126–133,
D22/144–145; 43/42.37, 42.35, 42.4, 42.25,
43/42.19, 42.34, 42.52, 42.41, 42.2, 42.6,
43/42.13, 17.6, 42.31, 42.39, 44.8, 44.81
See application file for complete search history.

DESCRIPTION


FIG. 1 is a bottom plan view of the fishing jig showing my new design;
FIG. 2 is the top plan view thereof;
FIG. 3 is the rear elevational view thereof;
FIG. 4 is the right side elevational view thereof; and,
FIG. 5 is the front elevational view thereof.
The broken line showing of environment in the drawings is included for the purpose of illustrating only and forms no part of the claimed design.

(56) **References Cited**

U.S. PATENT DOCUMENTS

D385,328 S * 10/1997 Cagle et al. D22/126
D405,863 S * 2/1999 Laney D22/126
D413,647 S * 9/1999 Laney D22/128

1 Claim, 1 Drawing Sheet






Fig. 1




Fig. 2

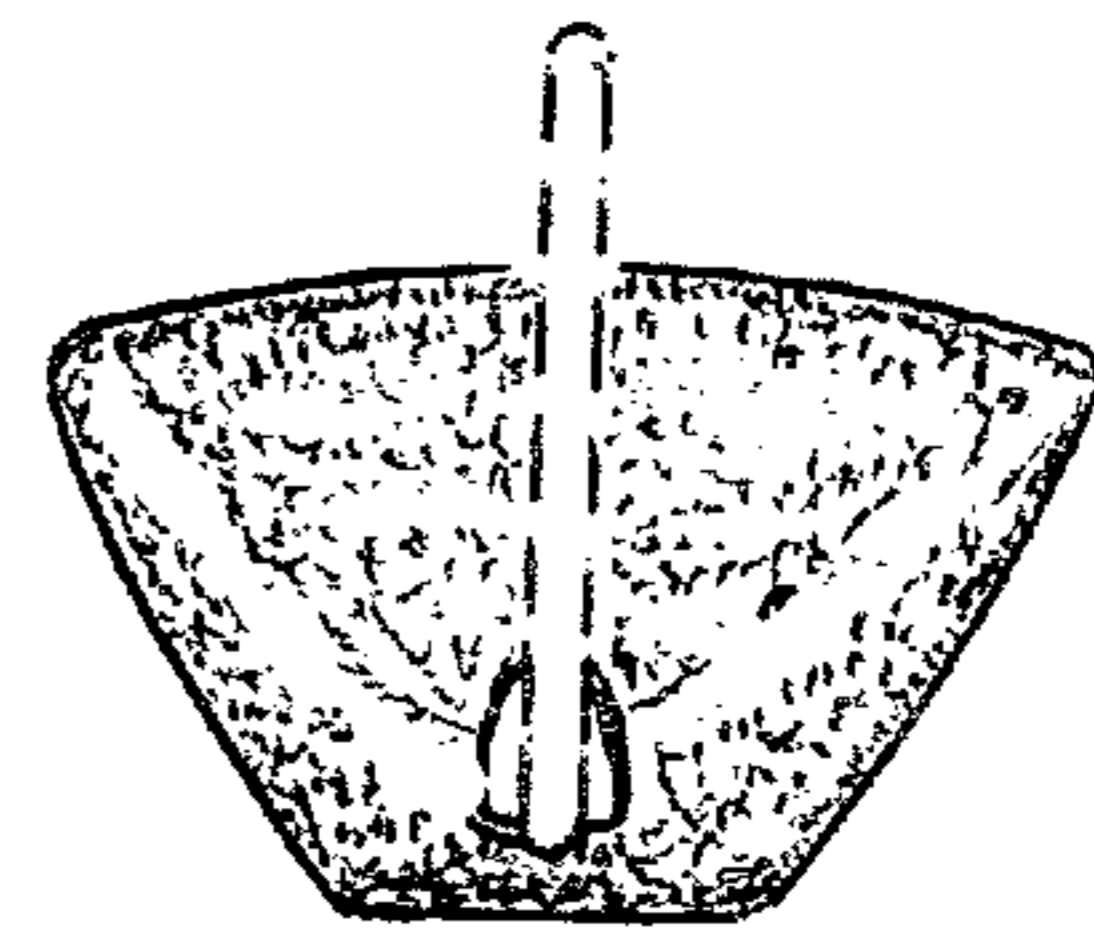


Fig. 3



Fig. 5

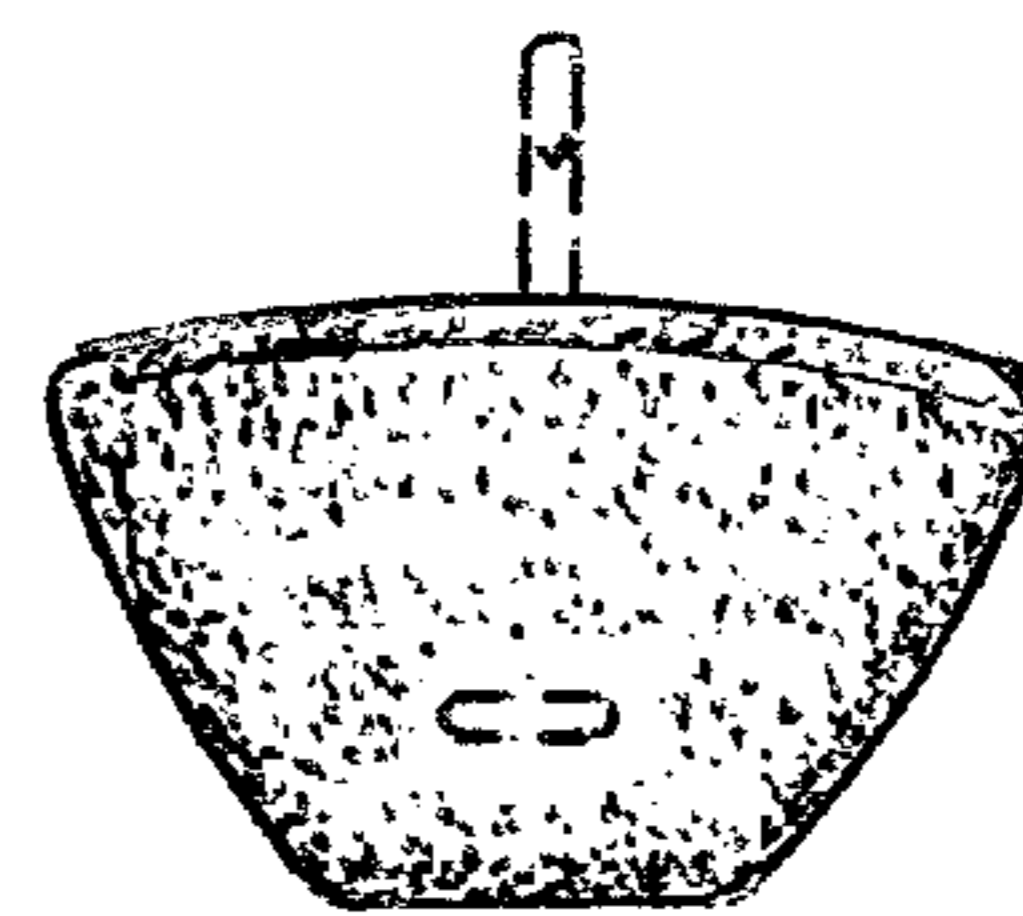


Fig. 4