



US00D675689S

(12) **United States Design Patent**  
**Cardarelli**

(10) **Patent No.:** **US D675,689 S**

(45) **Date of Patent:** **\*\* Feb. 5, 2013**

(54) **GOLF TEE**

(76) **Inventor:** **Venanzio Cardarelli**, Plymouth, MA  
(US)

(\*\*) **Term:** **14 Years**

(21) **Appl. No.:** **29/395,971**

(22) **Filed:** **May 1, 2012**

(51) **LOC (9) Cl.** ..... **21-02**

(52) **U.S. Cl.** ..... **D21/718**

(58) **Field of Classification Search** ..... D21/715-721,  
D21/789-796; 473/387-403  
See application file for complete search history.

(56) **References Cited**

U.S. PATENT DOCUMENTS

2,153,260	A *	4/1939	Mayl	473/389
2,455,705	A *	12/1948	Seager	473/402
4,783,077	A *	11/1988	Lemon	473/402
D315,766	S *	3/1991	Lemon	D21/718
D365,169	S *	12/1995	Fillipp	D26/138
6,139,449	A *	10/2000	Cardarelli	473/387

D485,317	S *	1/2004	Cardarelli	D21/718
D488,525	S *	4/2004	Cardarelli	D21/717
D565,136	S *	3/2008	Gies	D21/718
2009/0264224	A1 *	10/2009	Whitehouse	473/387
2011/0065532	A1 *	3/2011	Spencer et al.	473/389

FOREIGN PATENT DOCUMENTS

DE	40506614-0001	*	5/2006
EM	000398912-0001	*	11/2005
JP	09215801 A	*	8/1997

\* cited by examiner

*Primary Examiner* — Catherine Tuttle

(74) *Attorney, Agent, or Firm* — D. Michael Burns

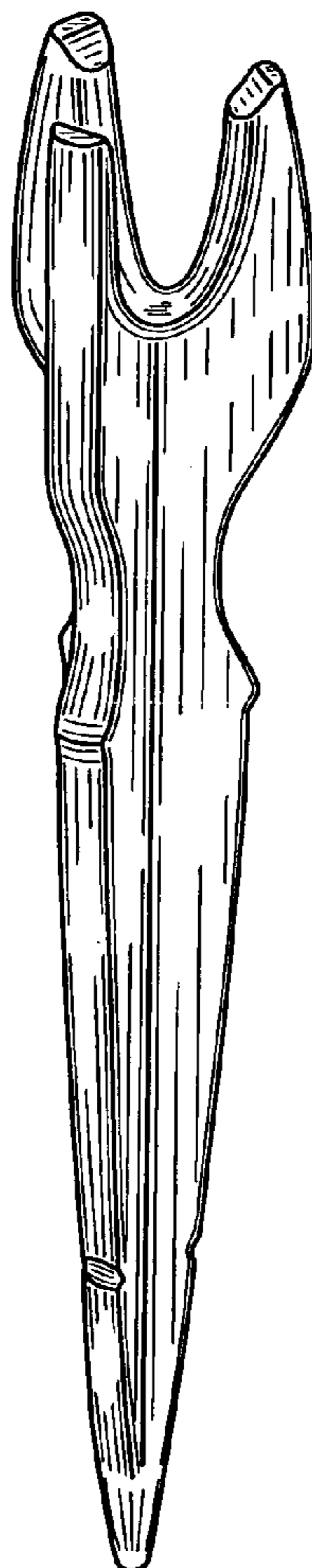
(57) **CLAIM**

The ornamental design for a golf tee, as shown and described.

**DESCRIPTION**

FIG. 1 is a top perspective view of a golf tee showing my new design;  
FIG. 2 is a top plan view of the golf tee;  
FIG. 3 is a front elevational view thereof; and,  
FIG. 4 is a bottom plan view thereof.

**1 Claim, 1 Drawing Sheet**



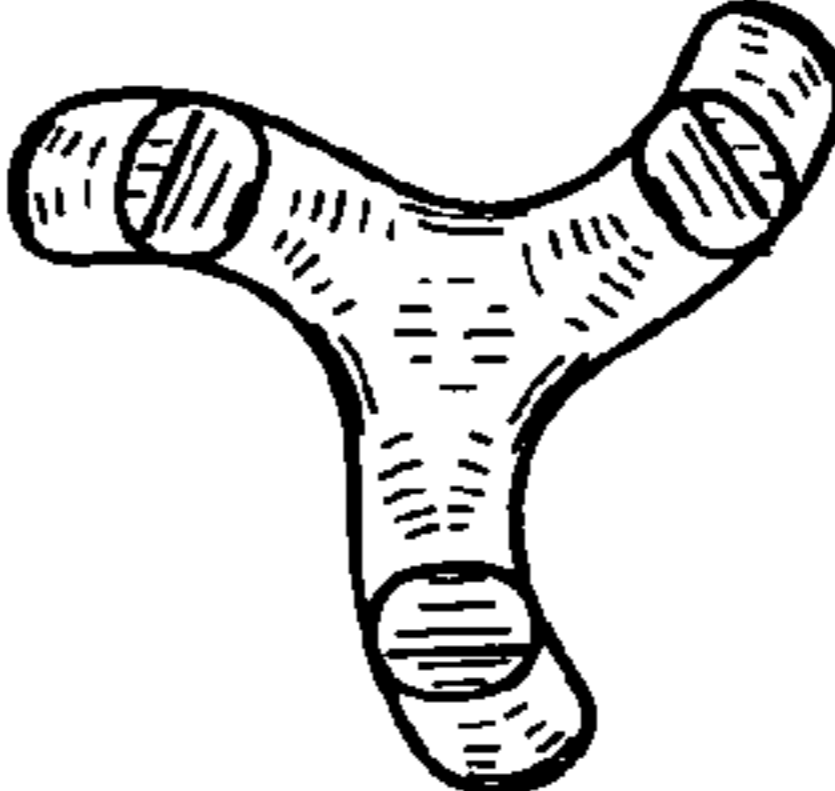


FIG. 2

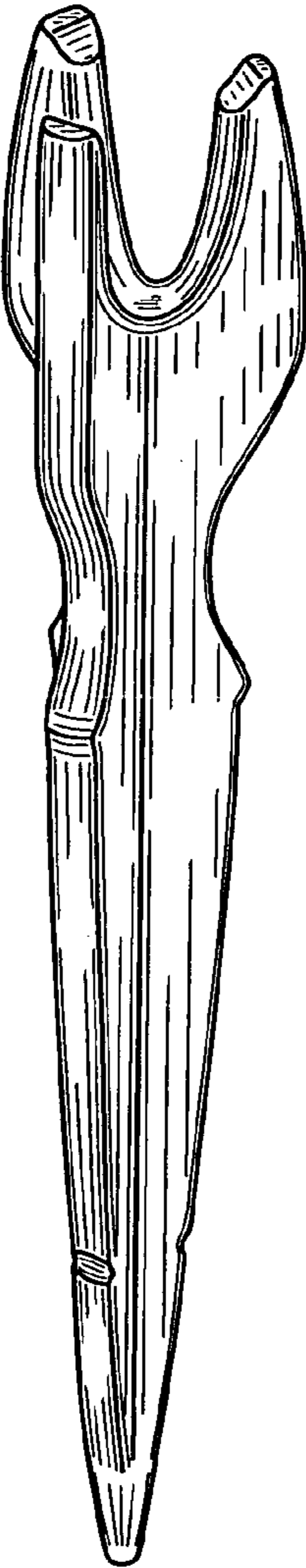


FIG. 1

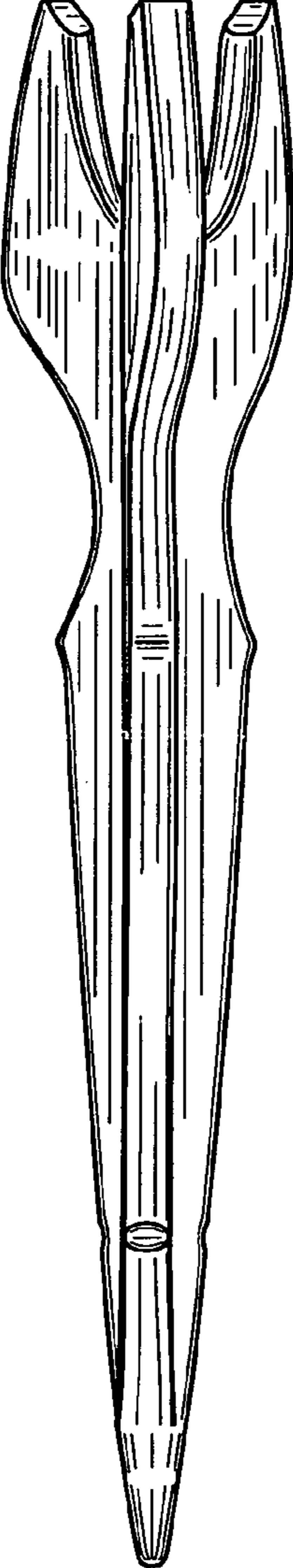


FIG. 3

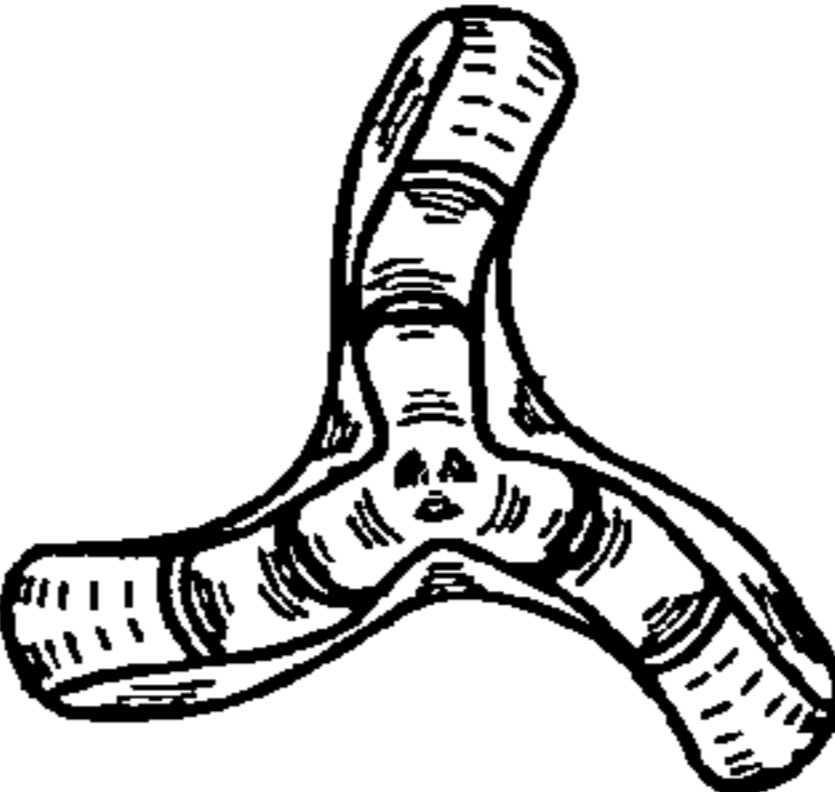


FIG. 4