



US00D675674S

(12) **United States Design Patent**  
**Sato**

(10) **Patent No.:** **US D675,674 S**  
(45) **Date of Patent:** **\*\* Feb. 5, 2013**

(54) **PRINTER**

(75) Inventor: **Yukihiko Sato**, Nagoya (JP)

(73) Assignee: **Brother Industries, Ltd.**, Nagoya (JP)

(\*\*) Term: **14 Years**

(21) Appl. No.: **29/412,980**

(22) Filed: **Feb. 9, 2012**

(30) **Foreign Application Priority Data**

Oct. 18, 2011 (JP) ..... 2011-23836

(51) **LOC (9) Cl.** ..... **14-02**

(52) **U.S. Cl.** ..... **D18/50**

(58) **Field of Classification Search** ..... D18/19,  
D18/36-38, 50, 52, 54, 54.1, 55, 56; D14/420-425,  
D14/462-470; 400/613, 613.1-613.4, 690.1-690.4,  
400/691-694

See application file for complete search history.

(56) **References Cited**

**U.S. PATENT DOCUMENTS**

D282,470 S	2/1986	Dayton
D295,528 S	5/1988	Masaki et al.
D304,177 S	10/1989	Hara
D322,982 S	1/1992	Tashiro
D339,372 S	9/1993	Kando
D340,721 S	10/1993	Hirose et al.
D351,378 S	10/1994	Nakazawa et al.
D421,425 S	3/2000	Yamano et al.
D448,403 S	9/2001	Omuro et al.
D454,128 S	3/2002	Yamano et al.
D456,412 S	4/2002	Khovaylo et al.
D478,910 S	8/2003	Khovaylo et al.
D484,532 S	12/2003	Seo et al.
D491,220 S	6/2004	Whitehorn et al.
D513,260 S	12/2005	Ke et al.
D519,151 S	4/2006	Tashiro
D525,626 S	7/2006	Fukanaga et al.
D532,042 S	11/2006	Gant
D532,449 S	11/2006	Tjin Wong Joe et al.

D532,450 S	11/2006	Smith et al.
D532,786 S	11/2006	Iseki
D533,218 S	12/2006	Gant et al.
D534,947 S	1/2007	Gant et al.
D535,324 S	1/2007	Park et al.
D537,869 S	3/2007	Gant et al.
D541,332 S	4/2007	Tsuchiya
D552,167 S	* 10/2007	Lee et al. .... D18/50
D555,194 S	11/2007	Smith et al.
D558,823 S	1/2008	Alfonso et al.
D559,899 S	1/2008	Leong et al.
D561,250 S	2/2008	Smith et al.
D561,251 S	2/2008	Tjin Wong Joe et al.
D563,461 S	3/2008	Kobayashi et al.
D566,755 S	4/2008	Gant et al.
D573,179 S	7/2008	Bae et al.
D575,814 S	* 8/2008	Yamaguchi et al. .... D18/50
D584,346 S	1/2009	Sumi
D595,347 S	6/2009	Tjin Wong Joe et al.
D599,754 S	9/2009	Xie et al.
D605,222 S	12/2009	Yoshioka et al.

(Continued)

**OTHER PUBLICATIONS**

Nov. 15, 2011 Office Action issued in U.S. Appl. No. 29/378,808.

(Continued)

*Primary Examiner* — Cathy A MacCormac

(74) *Attorney, Agent, or Firm* — Oliff & Berridge, PLC

(57) **CLAIM**

The ornamental design for a printer, as shown and described.

**DESCRIPTION**

FIG. 1 is a perspective view of a printer;

FIG. 2 is a front view thereof;

FIG. 3 is a top view thereof;

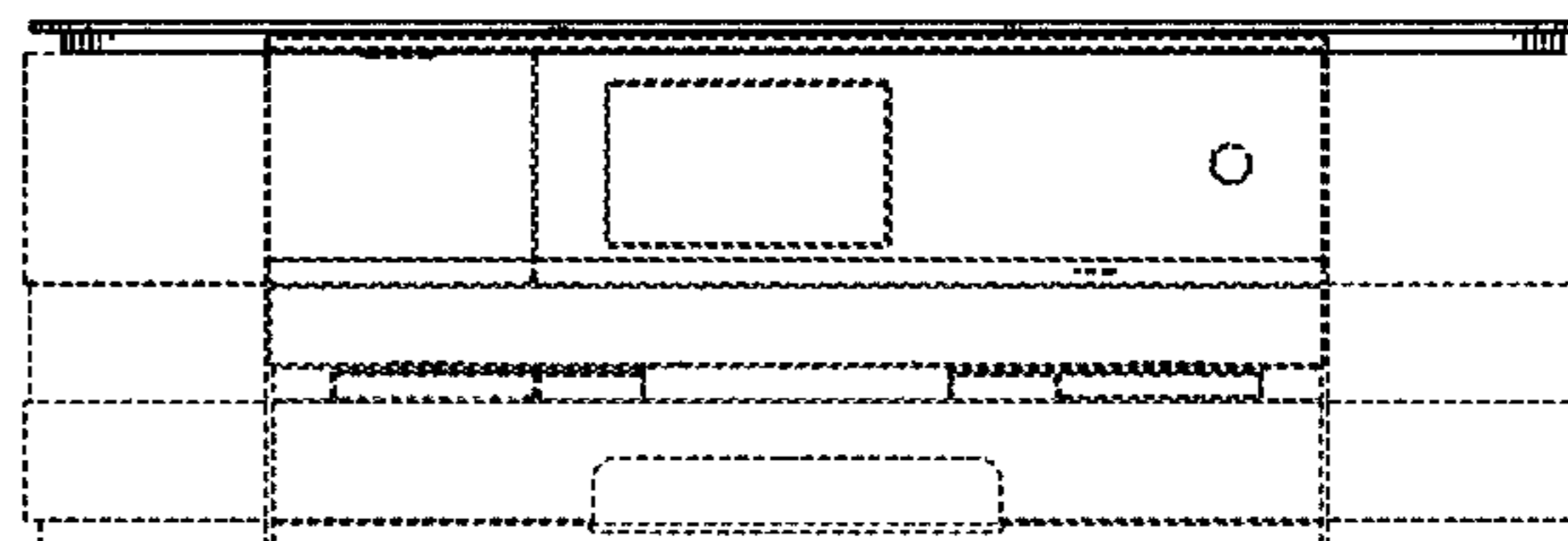
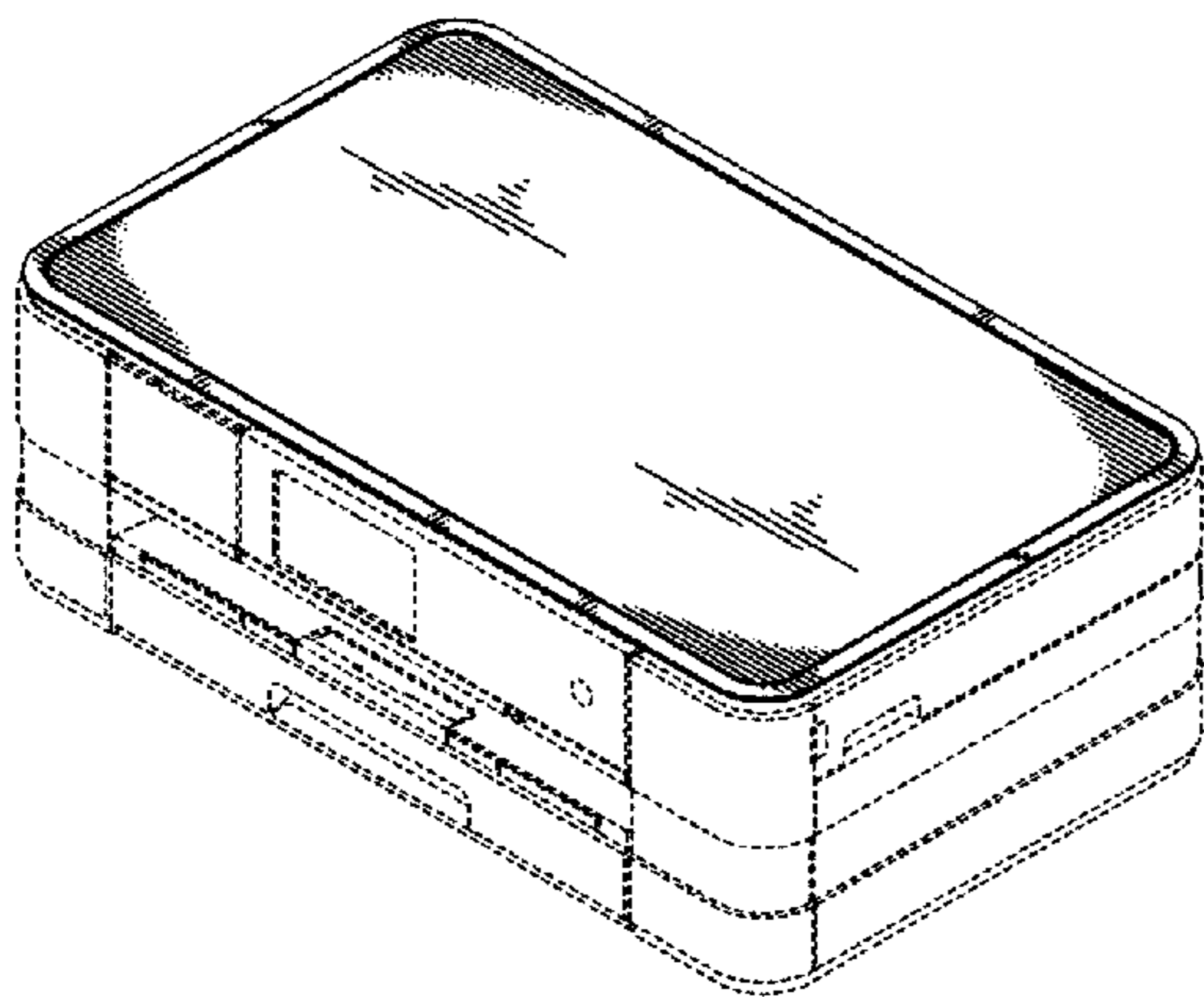
FIG. 4 is a right-side view thereof;

FIG. 5 is a left-side view thereof; and,

FIG. 6 is a rear view thereof.

The broken lines depict unclaimed subject matter only and form no part of the claimed design.

**1 Claim, 5 Drawing Sheets**



# US D675,674 S

Page 2

---

## U.S. PATENT DOCUMENTS

D607,502 S 1/2010 Lee et al.  
D607,925 S 1/2010 Morrison et al.  
D609,270 S 2/2010 Kato et al.  
D611,091 S 3/2010 Ishikawa et al.  
D613,791 S 4/2010 Yoshioka et al.  
D614,234 S 4/2010 Ishikawa et al.  
D631,479 S 1/2011 Komuro et al.  
D643,039 S 8/2011 Wilday et al.  
D645,078 S 9/2011 Kim et al.  
D645,896 S 9/2011 Iwai et al.

D647,957 S 11/2011 Dwyer et al.  
D648,377 S 11/2011 Miyauchi et al.  
D648,782 S 11/2011 Dwyer et al.  
D664,192 S \* 7/2012 Emmenegger et al. .... D18/50  
D667,051 S \* 9/2012 Sato ..... D18/50

## OTHER PUBLICATIONS

Feb. 15, 2012 Office Action issued in U.S. Appl. No. 29/378,808.

\* cited by examiner

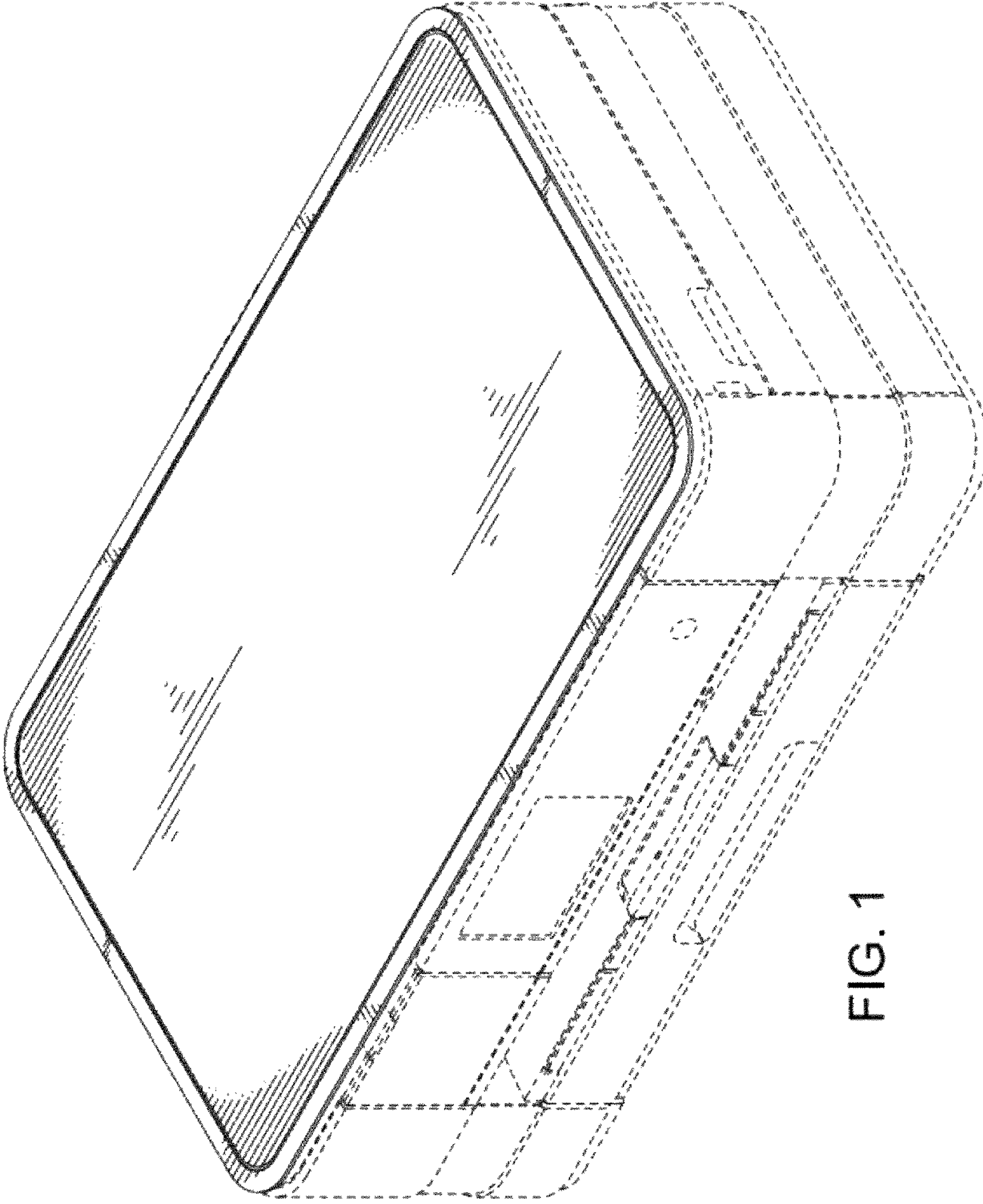


FIG. 1



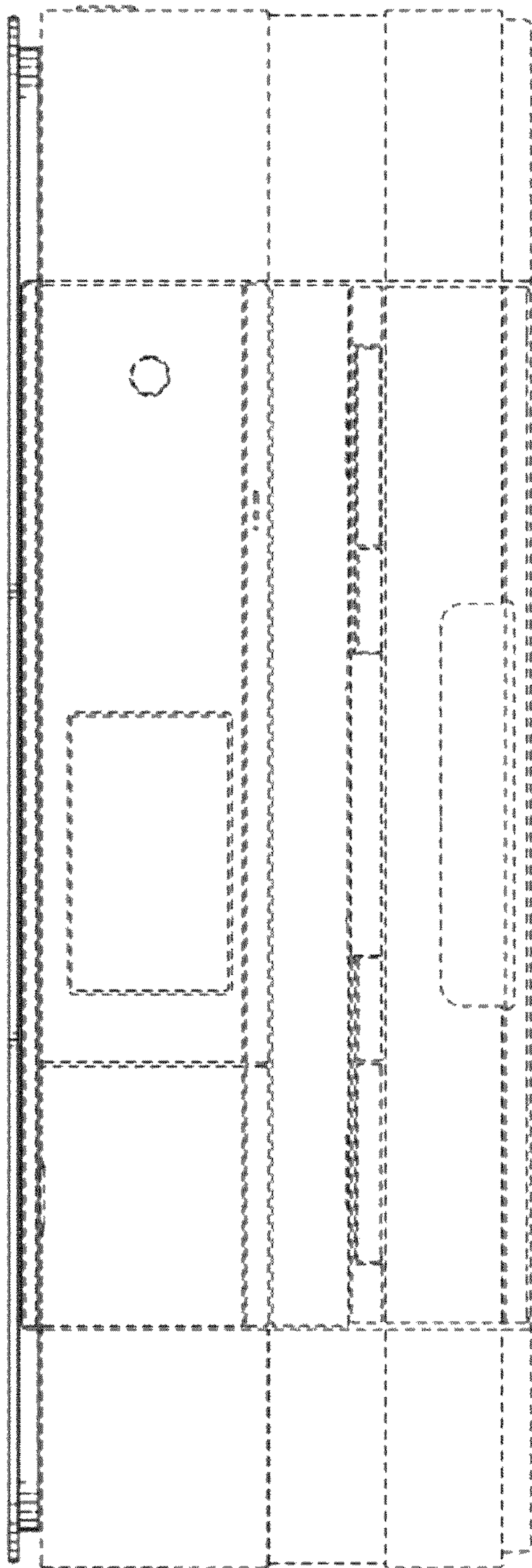


FIG. 2

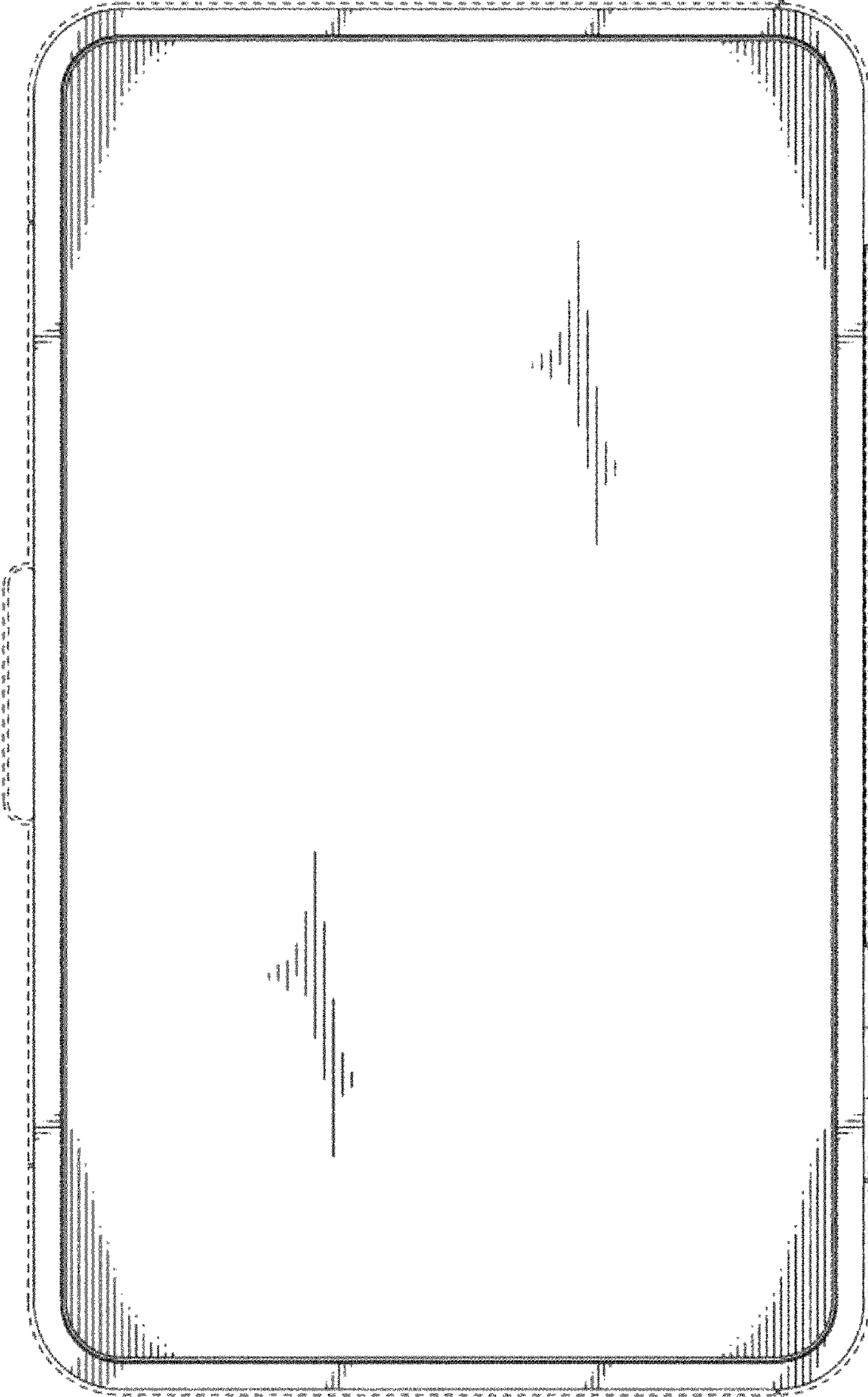


FIG. 3




FIG. 4




FIG. 5

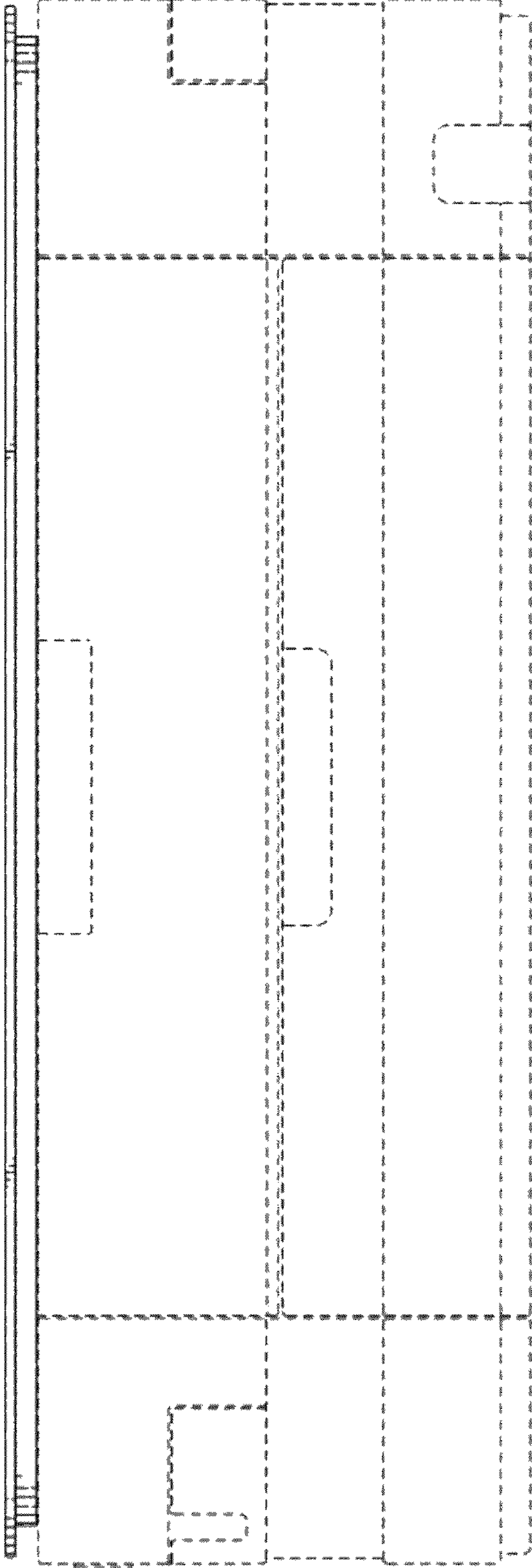


FIG. 6