



US00D675663S

(12) **United States Design Patent**
Stanley et al.

(10) **Patent No.:** **US D675,663 S**
(45) **Date of Patent:** **** Feb. 5, 2013**

(54) **EYEWEAR TRANSITION FEATURE**
(75) Inventors: **Glen E. Stanley**, Woodstock, CT (US);
Richard Canavan, Woodstock, CT (US)
(73) Assignee: **3M Innovative Properties Company**,
St. Paul, MN (US)
(**) Term: **14 Years**
(21) Appl. No.: **29/369,607**

D524,844 S * 7/2006 Yang D16/315
7,096,514 B2 8/2006 Khulusi
7,159,984 B2 1/2007 Fukuma
D561,234 S 2/2008 Sheldon
D566,746 S 4/2008 Chen
7,380,934 B1 6/2008 Wang
D579,478 S 10/2008 Chen
D582,959 S 12/2008 Yang
D590,004 S 4/2009 Tu
D600,268 S * 9/2009 Masui D16/315
7,588,335 B2 9/2009 Kubitza

(Continued)

(22) Filed: **Sep. 10, 2010**
(51) **LOC (9) Cl.** **16-06**
(52) **U.S. Cl.** **D16/315; D16/330**
(58) **Field of Classification Search** D16/101,
D16/300-342, 900; D29/109-110; D24/110.2;
351/41, 44, 51-52, 62, 158, 92, 103-123,
351/140, 153, 45-46; 2/426-432, 447-449,
2/441, 434-437, 13, 15; D21/483, 659-661;
D14/372

See application file for complete search history.

FOREIGN PATENT DOCUMENTS

DE 3518215 9/1987
EP 1 14283 10/1986

(Continued)

OTHER PUBLICATIONS

U.S. Appl. No. 29/369,603, entitled Eyewear Keystone Feature, filed Sep. 10, 2010.

(Continued)

(56) **References Cited**

U.S. PATENT DOCUMENTS

2,552,122 A 5/1951 Splaine
4,762,407 A 8/1988 Anger
D325,886 S 5/1992 Chia et al.
5,280,570 A 1/1994 Jordan
5,406,337 A 4/1995 Metcalfe
D365,591 S 12/1995 Jannard et al.
D367,439 S 2/1996 Bartholomay
5,576,778 A 11/1996 Fujie
5,617,155 A 4/1997 Ducarouge
D392,662 S 3/1998 Jannard et al.
D418,536 S 1/2000 Flanagan
D420,027 S 2/2000 Hall
D424,093 S * 5/2000 Chen D16/315
6,074,058 A 6/2000 Anger
6,533,418 B1 3/2003 Izumitani et al.
D474,800 S 5/2003 Hou
D485,856 S 1/2004 Wolfe
6,813,033 B2 11/2004 Farcy et al.
D514,614 S 2/2006 Yang
D521,895 S 5/2006 Scharr
D523,890 S * 6/2006 Chen D16/326

Primary Examiner — Raphael Barkai

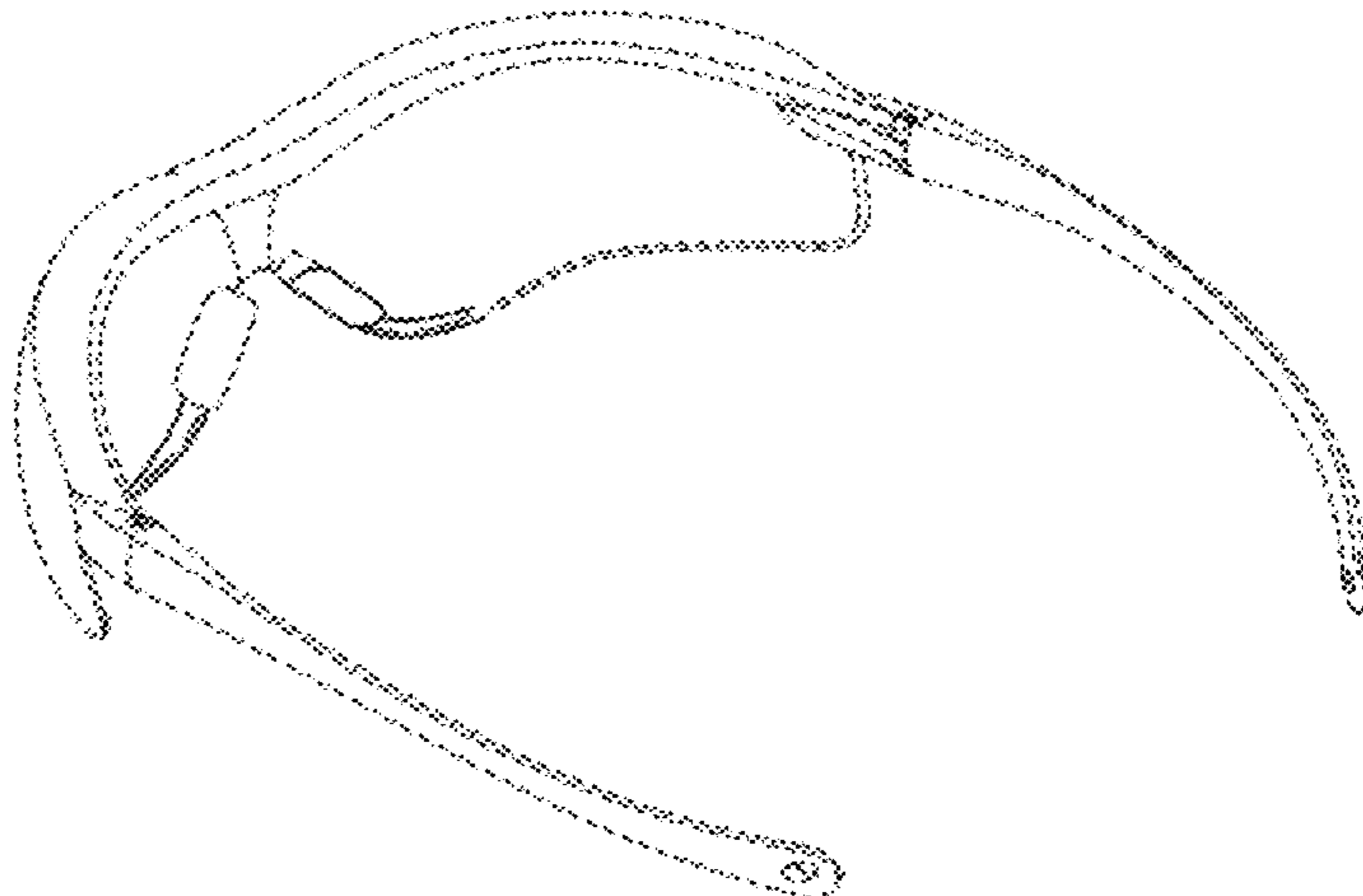
(57) **CLAIM**

The ornamental design for an eyewear transition feature, as shown and described.

DESCRIPTION

FIG. 1 is a perspective view of a pair of eyewear showing the new design for an eyewear transition feature;
FIG. 2 is a front view thereof;
FIG. 3 is a rear view thereof;
FIG. 4 is a left side view of a pair of eyewear showing the new design, the right side view being a mirror image thereof;
FIG. 5 is a top view thereof; and,
FIG. 6 is a bottom view thereof.
The broken lines form no part of the claimed design, and any shading is provided to illustrate contour only and is not an indication of texture, gloss, etc.

1 Claim, 3 Drawing Sheets



US D675,663 S

Page 2

U.S. PATENT DOCUMENTS

D603,444	S	11/2009	Yasuhara
D607,483	S	1/2010	Yang
7,648,235	B1	1/2010	Rosenfeld et al.
D614,685	S	4/2010	Moritz
D624,579	S	9/2010	Rohrbach
D628,229	S	11/2010	Fuchs
D634,350	S	3/2011	Yang
2009/0051868	A1	2/2009	Kwan
2009/0262302	A1	10/2009	Chauveau
2009/0268199	A1	10/2009	Inoguchi
2010/0064533	A1	3/2010	Miyashita
2010/0103367	A1	4/2010	Lee
2010/0128220	A1	5/2010	Chauveau
2010/0177186	A1	7/2010	Baranton

FOREIGN PATENT DOCUMENTS

EP	1 316 837	11/2002
GB	862087	3/1961
JP	11142796	5/1999

JP	11048357	8/2009
JP	2009175717	8/2009
WO	WO 2005038511	4/2005
WO	WO 2007012261	2/2007
WO	WO 2007036288	4/2007
WO	WO 2008003897	3/2008

OTHER PUBLICATIONS

U.S. Appl. No. 29/369,602, entitled "Eyewear Lens Feature", filed Sep. 10, 2010.

U.S. Appl. No. 12/879,418, entitled Eyewear with Improved Fit, filed Sep. 10, 2010.

Yang, C.Y., et al., "Facial Measurements for Frame Design," Optometry and Vision Science, vol. 75, No. 5, Apr. 1998, pp. 288-292.

Yang, C.Y., et al., "Ophthalmic Anthropometry for Hong Kong Chinese Adults," Optometry and Vision Science, vol. 75, No. 5, Apr. 1998, pp. 293-301.

US 5,706,337, 01/1998, Kikuchi (withdrawn)

* cited by examiner

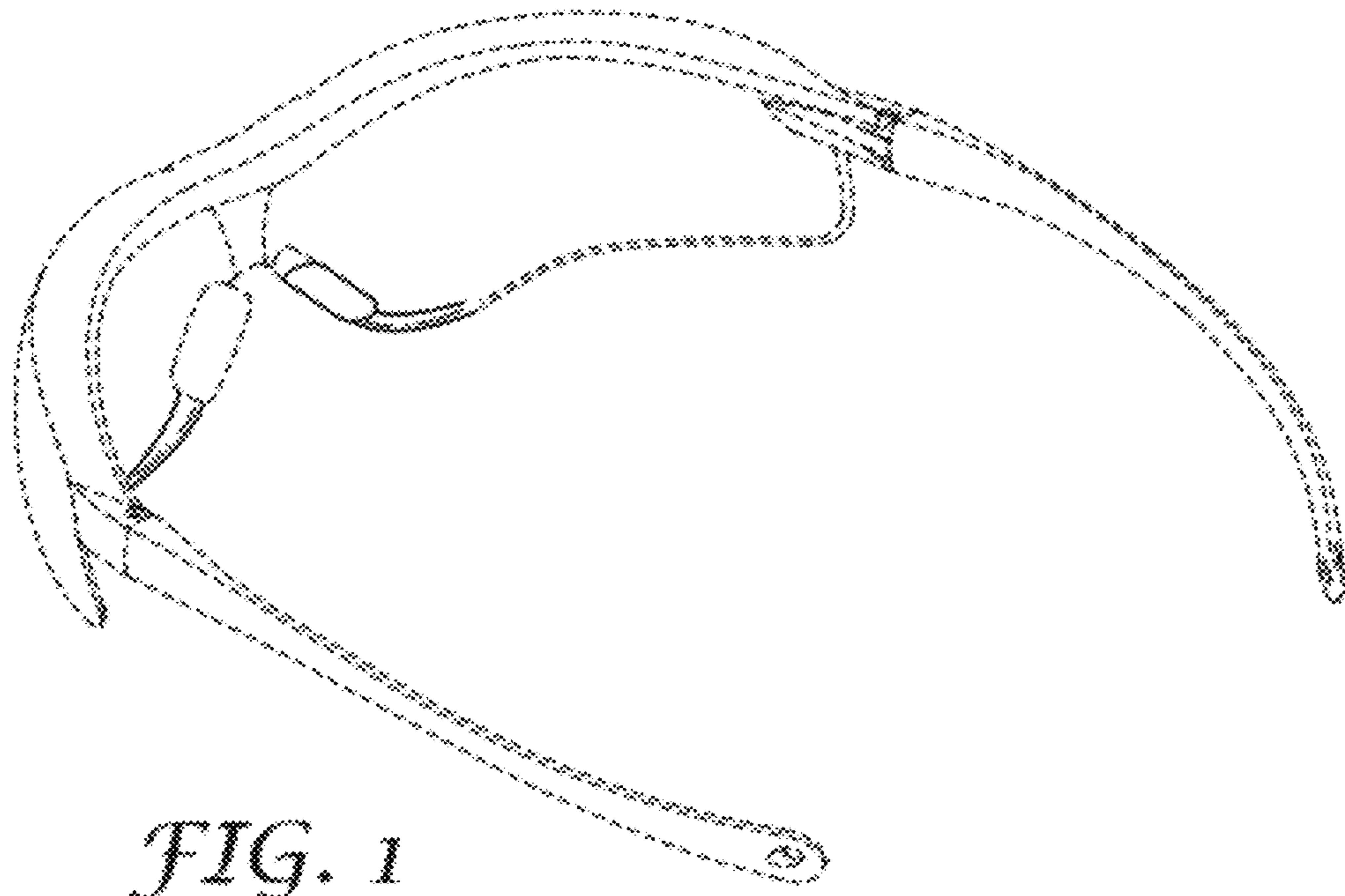


FIG. 1




FIG. 2

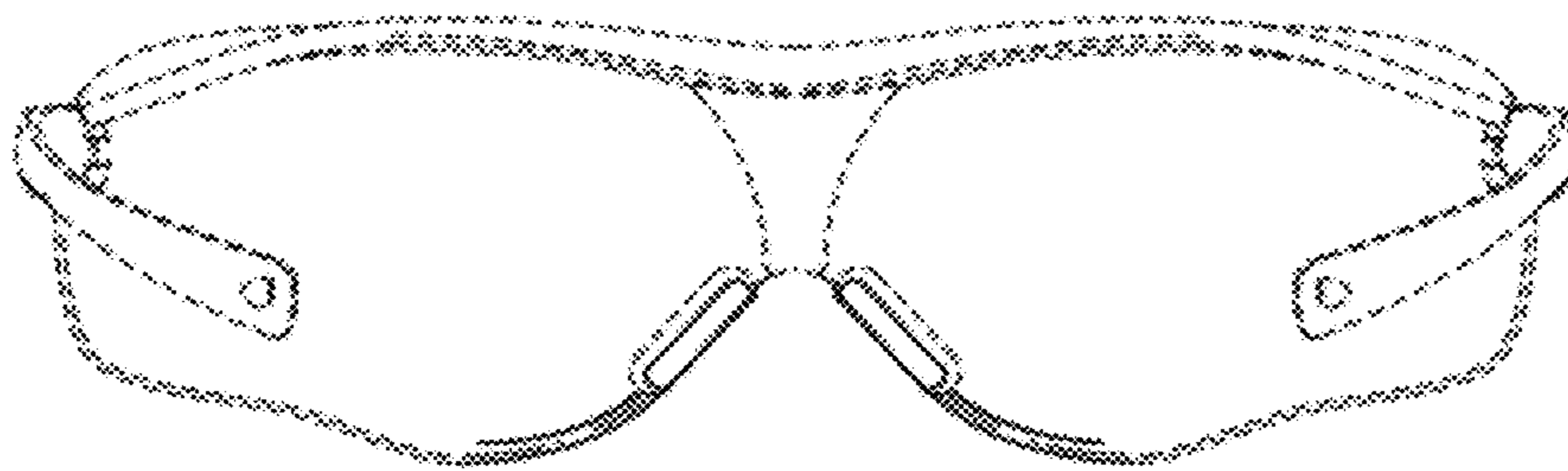


FIG. 3




FIG. 4

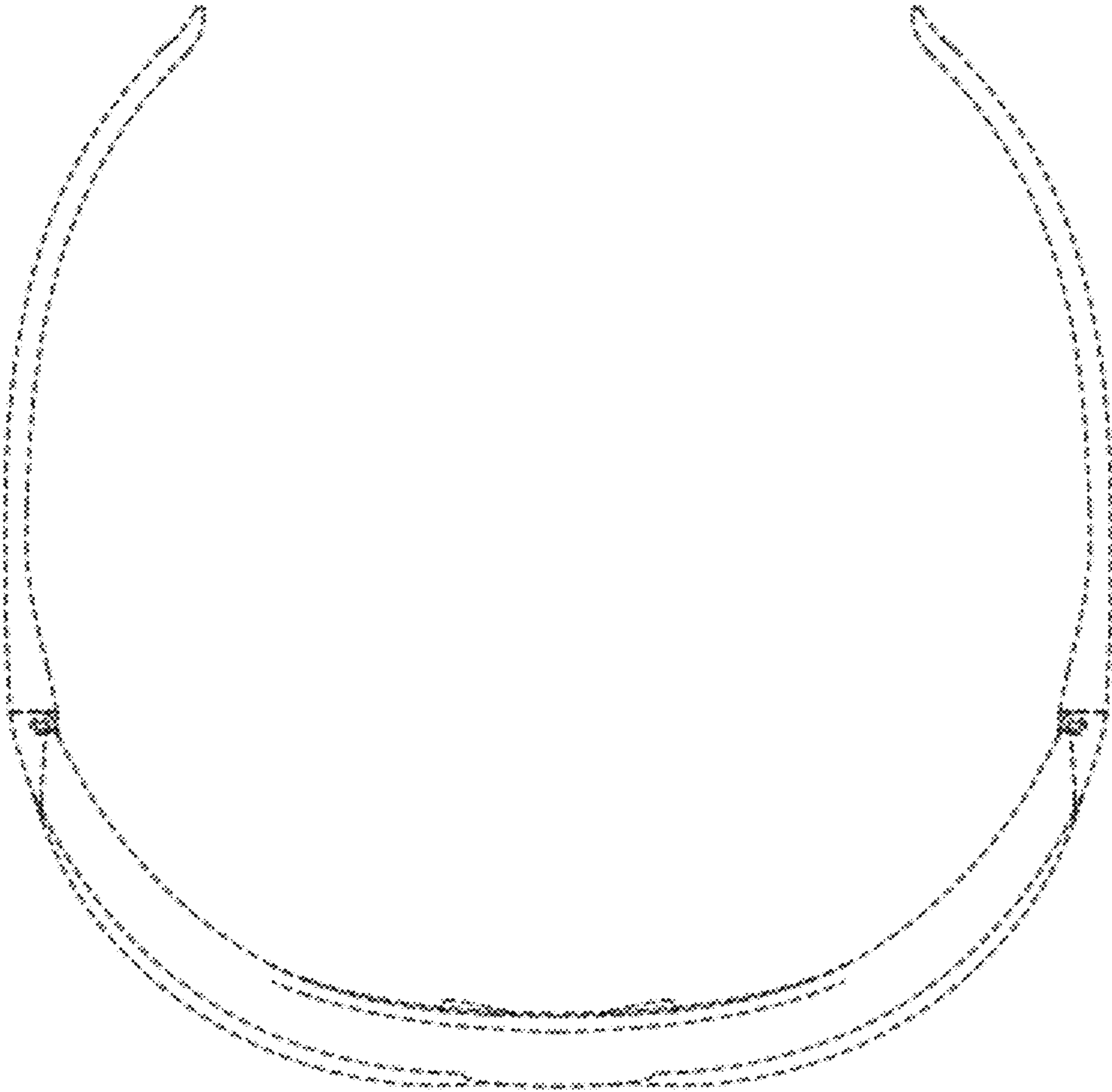


FIG. 5

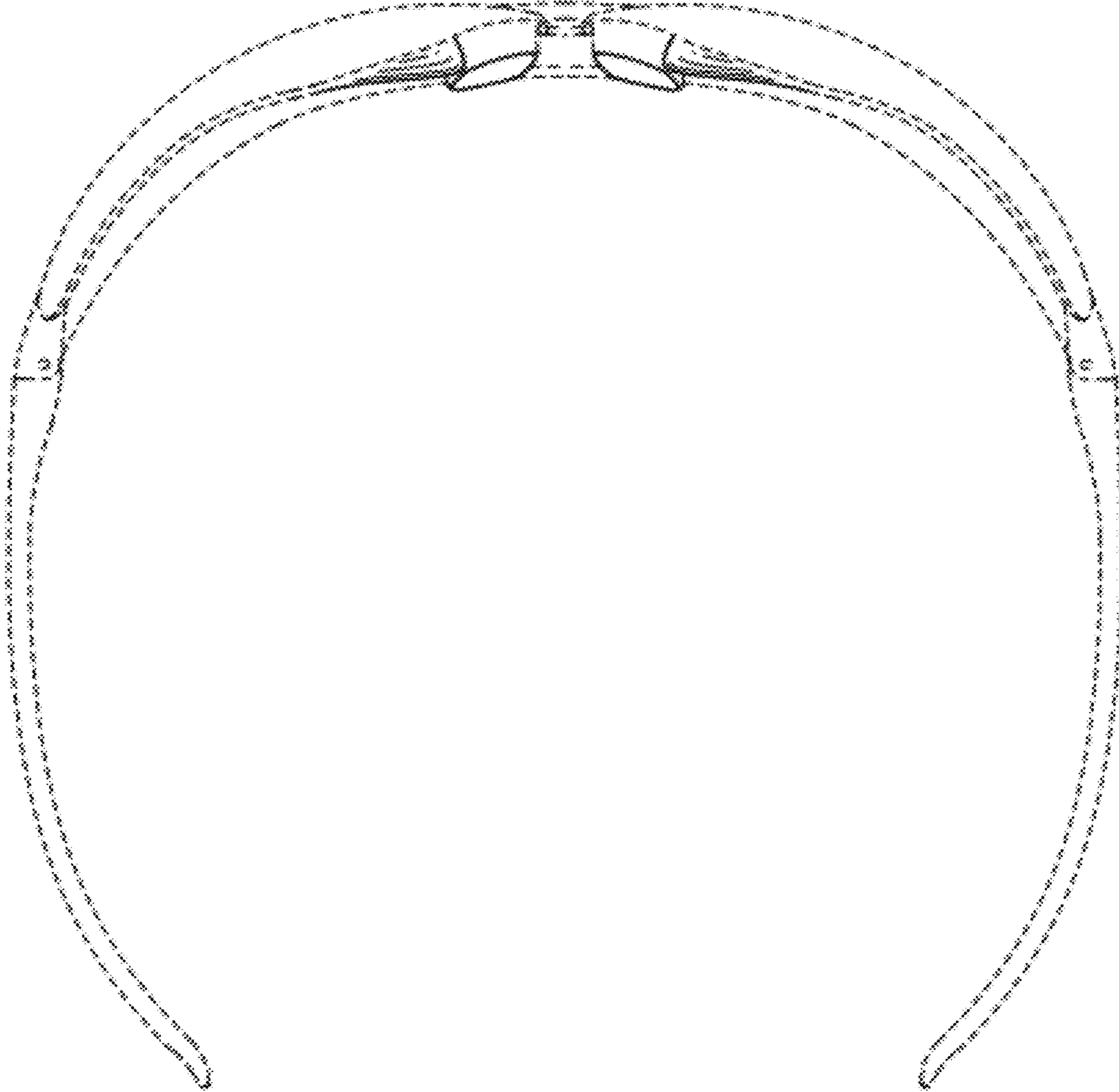


FIG. 6