

US00D675653S

(12) **United States Design Patent**  
**Soyama**

(10) **Patent No.:** **US D675,653 S**

(45) **Date of Patent:** **\*\* Feb. 5, 2013**

(54) **PATTERNING TOOL**

(75) **Inventor:** **Masanobu Soyama**, Suita (JP)

(73) **Assignee:** **Mitsubishi Diamond Industrial Co., Ltd.**, Osaka (JP)

(\*\*) **Term:** **14 Years**

(21) **Appl. No.:** **29/377,986**

(22) **Filed:** **Oct. 28, 2010**

(30) **Foreign Application Priority Data**

Apr. 28, 2010 (JP) ..... 2010-010814

(51) **LOC (9) Cl.** ..... **15-09**

(52) **U.S. Cl.** ..... **D15/139**

(58) **Field of Classification Search** ..... D8/71-74;  
D15/123, 127, 128, 129, 138, 139; D21/627,  
D21/630; 72/97; 83/13, 835; 219/6.12;  
269/240

See application file for complete search history.

(56) **References Cited**

**U.S. PATENT DOCUMENTS**

648,791	A *	5/1900	Raynal	.....	83/115
D282,712	S *	2/1986	Rademacher	.....	D8/14
D314,896	S *	2/1991	Haynes	.....	D8/22
2002/0002092	A1 *	1/2002	Reguzzi	.....	474/152
2002/0177503	A1 *	11/2002	Beyerlein	.....	475/331
2003/0121156	A1 *	7/2003	Walsh et al.	.....	30/97
2004/0155085	A1 *	8/2004	Takamatsu et al.	.....	225/2
2006/0085987	A1 *	4/2006	Gordon	.....	30/92

2008/0216808	A1 *	9/2008	O'Banion et al.	.....	125/13.01
2009/0179060	A1 *	7/2009	Takamatsu et al.	.....	225/2
2011/0041661	A1 *	2/2011	Kouchi et al.	.....	83/13
2011/0132954	A1 *	6/2011	Tomei et al.	.....	225/2

**FOREIGN PATENT DOCUMENTS**

JP	2002-094089	3/2002
JP	2010-199242	9/2010

\* cited by examiner

*Primary Examiner* — Patricia Palasik

(74) *Attorney, Agent, or Firm* — Antonelli, Terry, Stout & Kraus, LLP.

(57) **CLAIM**

I claim the ornamental design for a patterning tool, as shown and described.

**DESCRIPTION**

FIG. 1 is a perspective view of patterning tool showing my new design;

FIG. 2 is a left side view thereof;

FIG. 3 is a front view thereof;

FIG. 4 is a top view thereof;

FIG. 5 is a bottom view thereof;

FIG. 6 is an enlargement at 6-6 of FIG. 2 thereof;

FIG. 7 is an enlargement at 7-7 of FIG. 3 thereof; and,

FIG. 8 is a reference perspective view for illustrating the manner of use thereof with the scribing device shown in broken lines.

The broken lines in the drawings depict unclaimed environmental subject matter.

**1 Claim, 4 Drawing Sheets**






FIG. 1

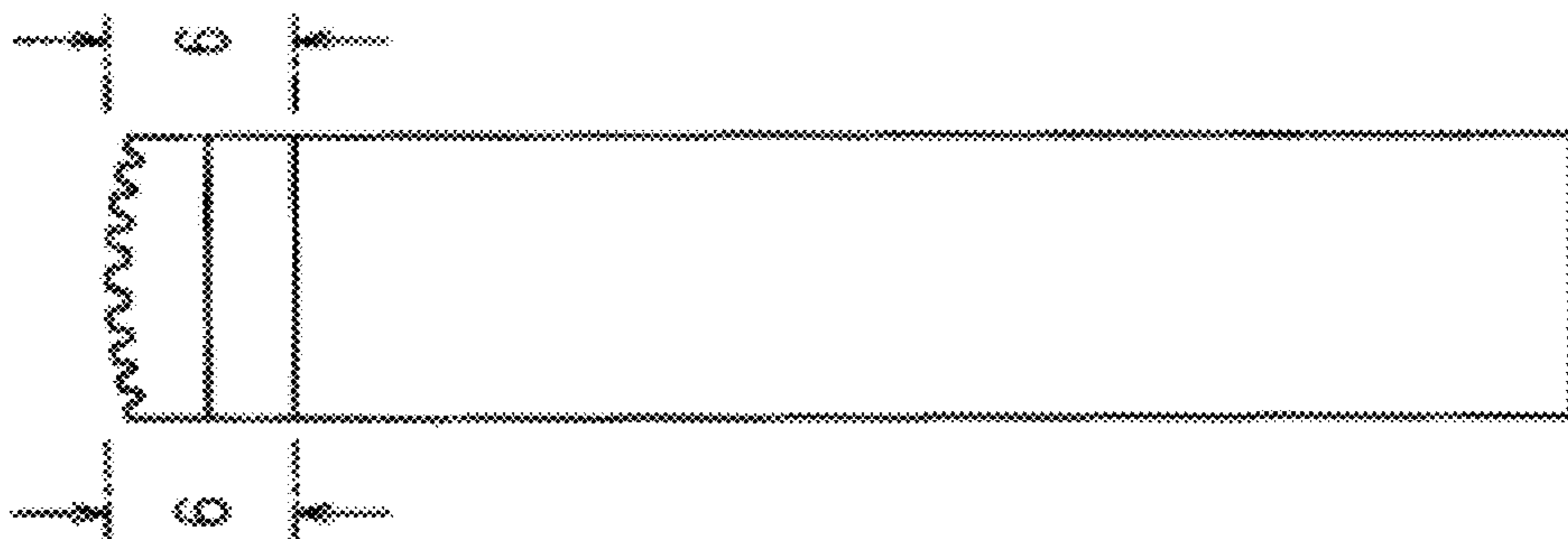


FIG. 2

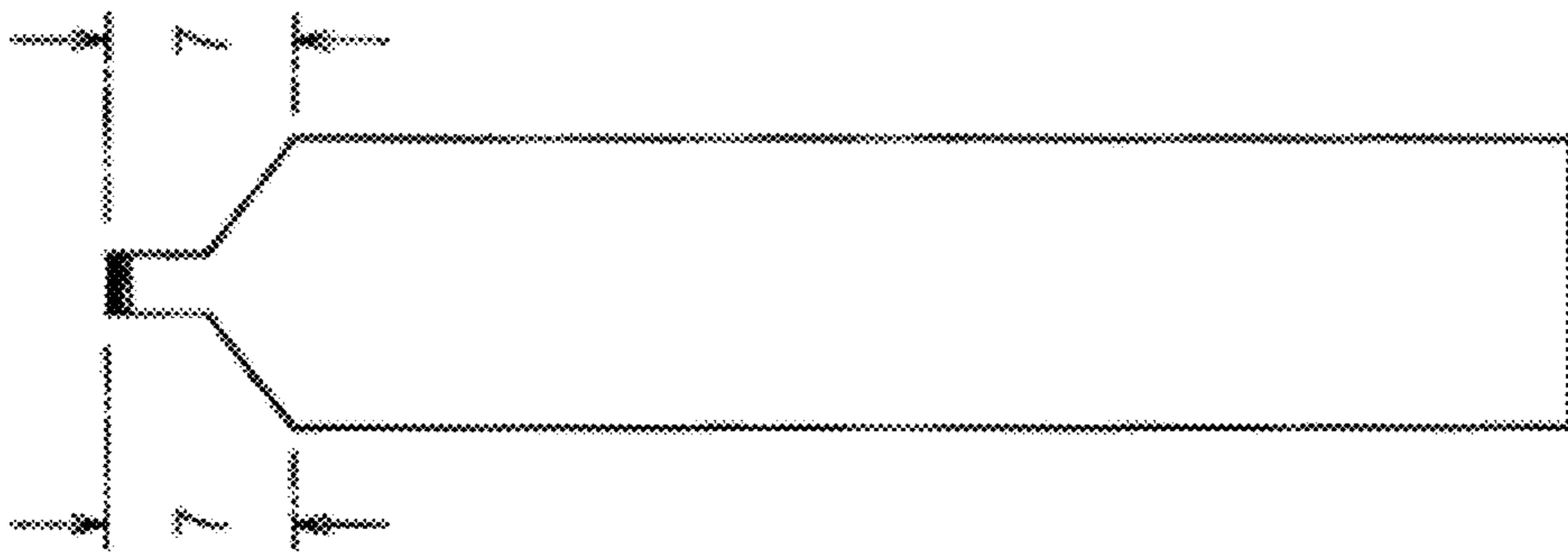


FIG. 3

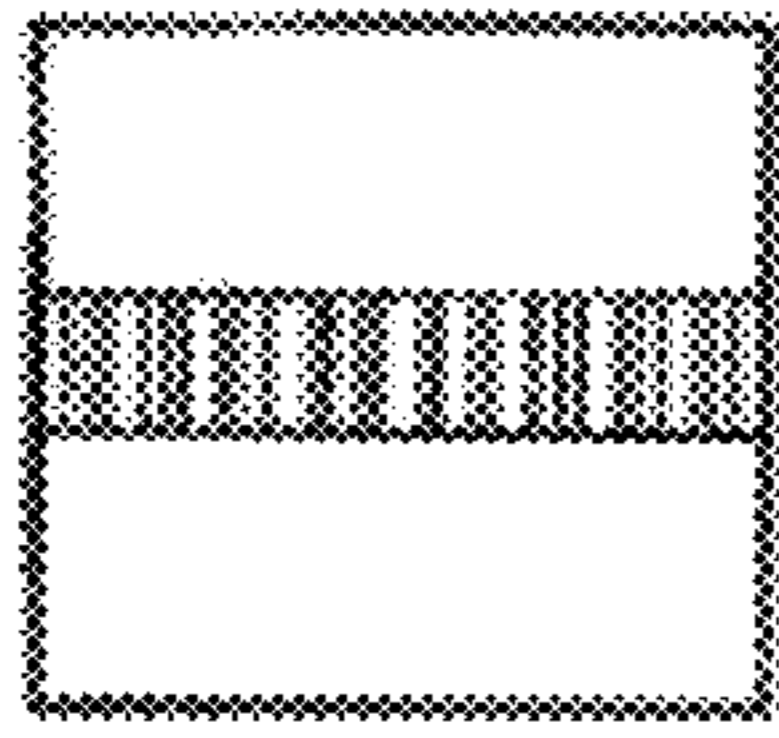


FIG. 4




FIG. 5

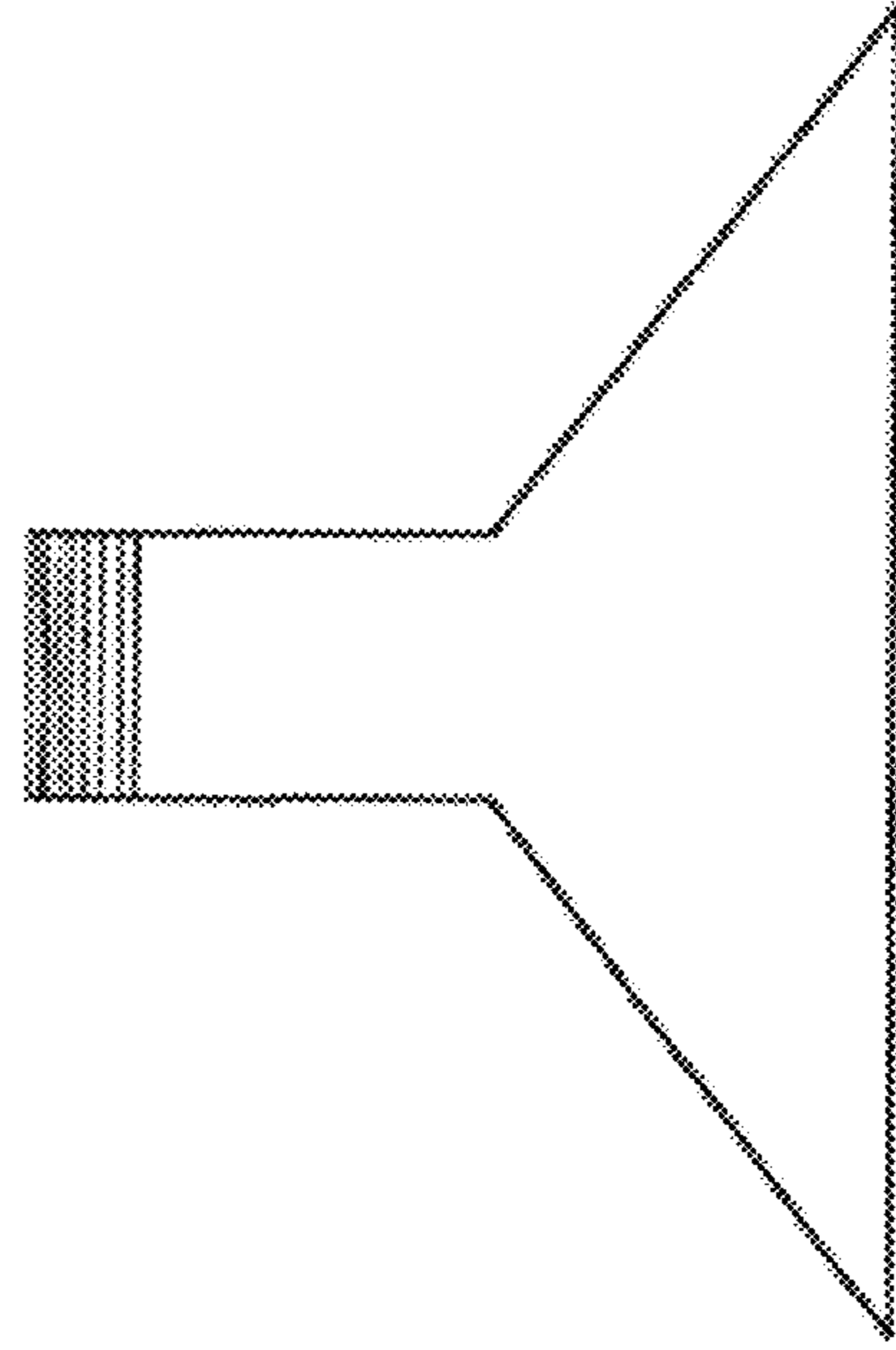


FIG. 7

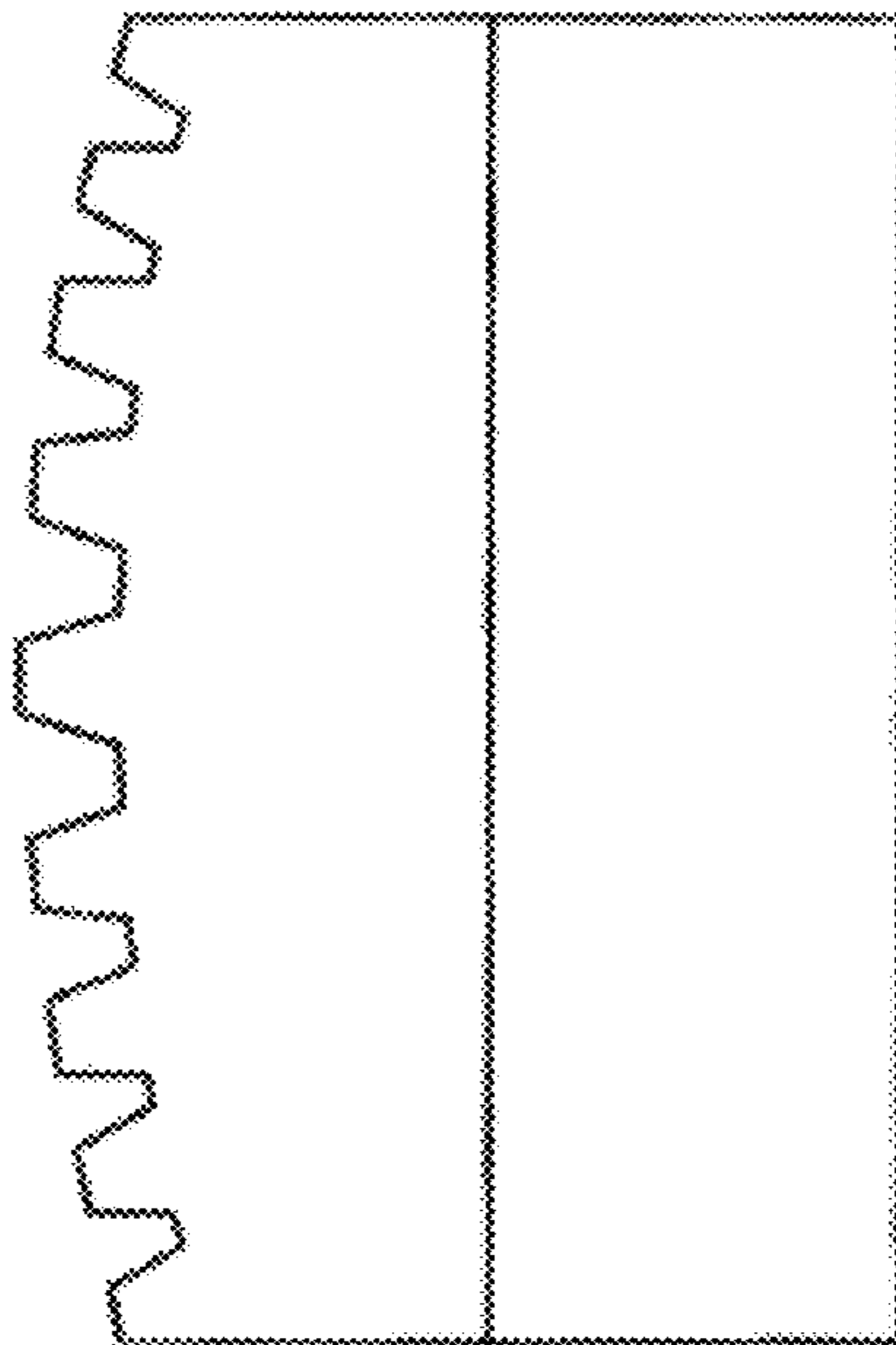


FIG. 6

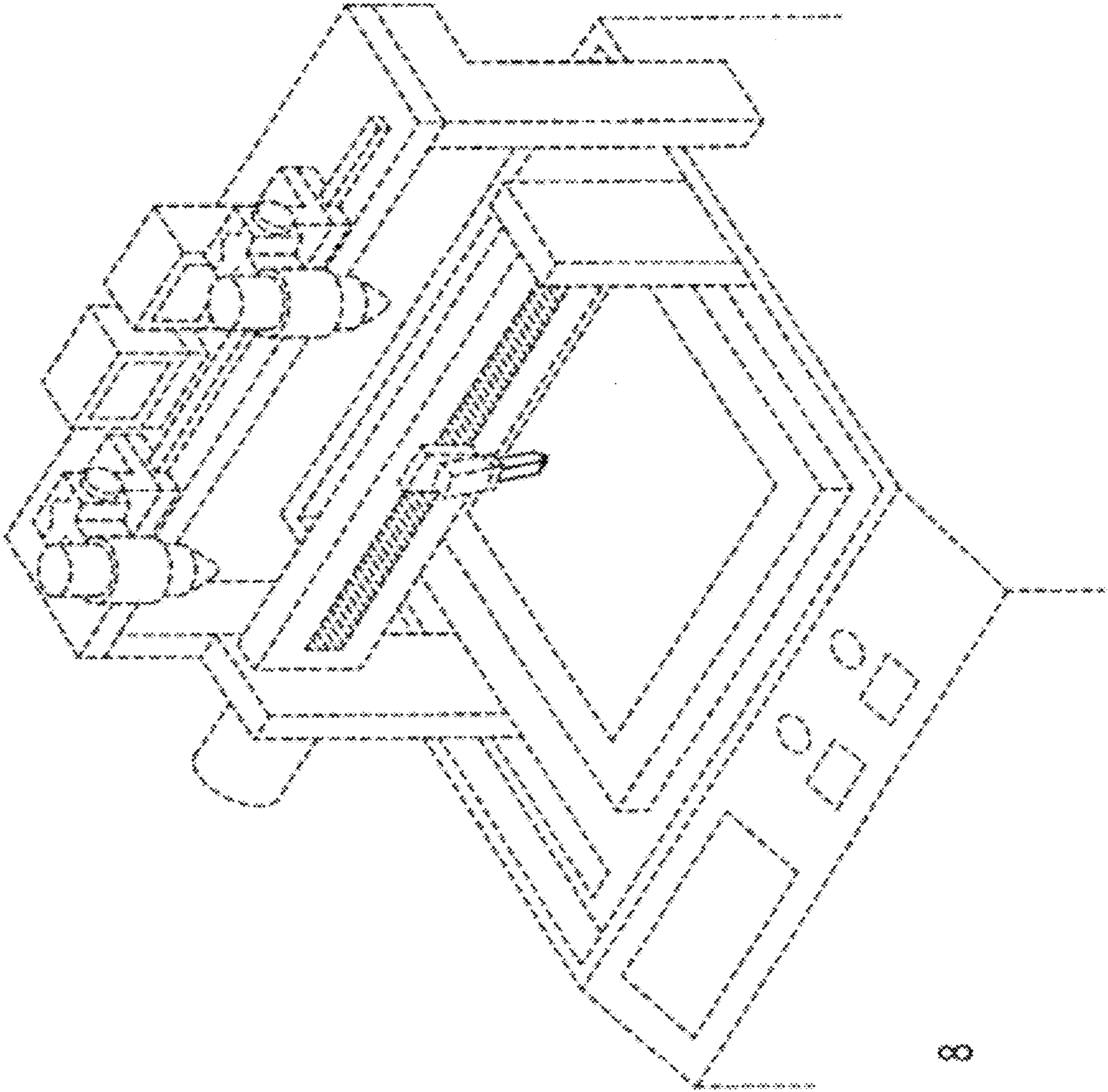


FIG. 8