



US00D675652S

(12) **United States Design Patent**
Soyama

(10) **Patent No.:** **US D675,652 S**

(45) **Date of Patent:** **** Feb. 5, 2013**

(54) **PATTERNING TOOL**

(75) Inventor: **Masanobu Soyama**, Suita (JP)

(73) Assignee: **Mitsuboshi Diamond Industrial Co., Ltd.**, Osaka (JP)

(**) Term: **14 Years**

(21) Appl. No.: **29/377,981**

(22) Filed: **Oct. 28, 2010**

(30) **Foreign Application Priority Data**

Apr. 28, 2012 (JP) 2010-010812

(51) **LOC (9) Cl.** **15-09**

(52) **U.S. Cl.** **D15/139**

(58) **Field of Classification Search** D8/71-74;
D15/123, 127, 128, 129, 138, 139; D21/627,
D21/630; 72/97; 83/13, 835; 219/6.12;
269/240

See application file for complete search history.

(56) **References Cited**

U.S. PATENT DOCUMENTS

648,791	A *	5/1900	Raynal	83/115
5,836,229	A *	11/1998	Wakayama et al.	83/886
D465,231	S *	11/2002	Jung et al.	D15/139
D465,502	S *	11/2002	Jung et al.	D15/139
6,796,212	B2 *	9/2004	Maekawa et al.	83/886
D638,451	S *	5/2011	Wong	D15/138
2002/0038594	A1 *	4/2002	Maekawa et al.	83/886
2003/0079583	A1 *	5/2003	Funakoshi et al.	83/13
2004/0155085	A1 *	8/2004	Takamatsu et al.	225/2

2007/0056171	A1 *	3/2007	Taryoto	30/350
2009/0039061	A1 *	2/2009	Kondo et al.	219/121.72
2009/0126551	A1 *	5/2009	Takamatsu et al.	83/886
2009/0179060	A1 *	7/2009	Takamatsu et al.	225/2
2011/0041661	A1 *	2/2011	Kouchi et al.	83/13
2011/0132954	A1 *	6/2011	Tomei et al.	225/2
2011/0232422	A1 *	9/2011	Maekawa et al.	76/115

FOREIGN PATENT DOCUMENTS

JP	2002-094089	3/2002
JP	2008-260679	10/2008
JP	2010-199242	9/2010

* cited by examiner

Primary Examiner — Patricia Palasik

(74) *Attorney, Agent, or Firm* — Antonelli, Terry, Stout & Kraus, LLP.

(57) **CLAIM**

I claim the ornamental design for a patterning tool, as shown and described.

DESCRIPTION

FIG. 1 is a perspective view of patterning tool showing my new design;

FIG. 2 is a left side view thereof;

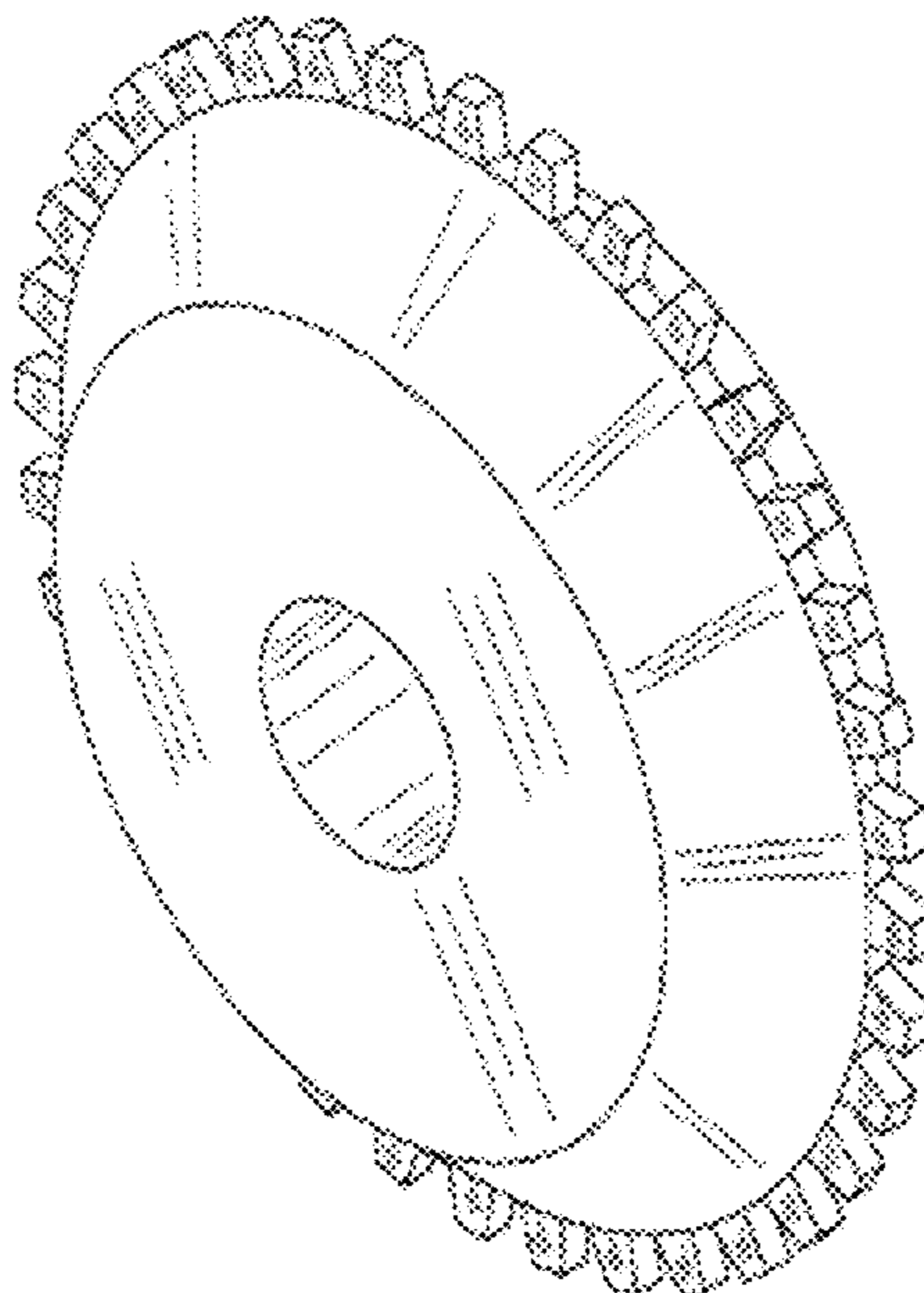
FIG. 3 is a top view thereof;

FIG. 4 is a front view thereof; and,

FIG. 5 is a reference perspective view for illustrating the manner of use thereof with the scribing device shown in broken lines.

The broken lines in the drawings depict unclaimed environmental subject matter.

1 Claim, 3 Drawing Sheets



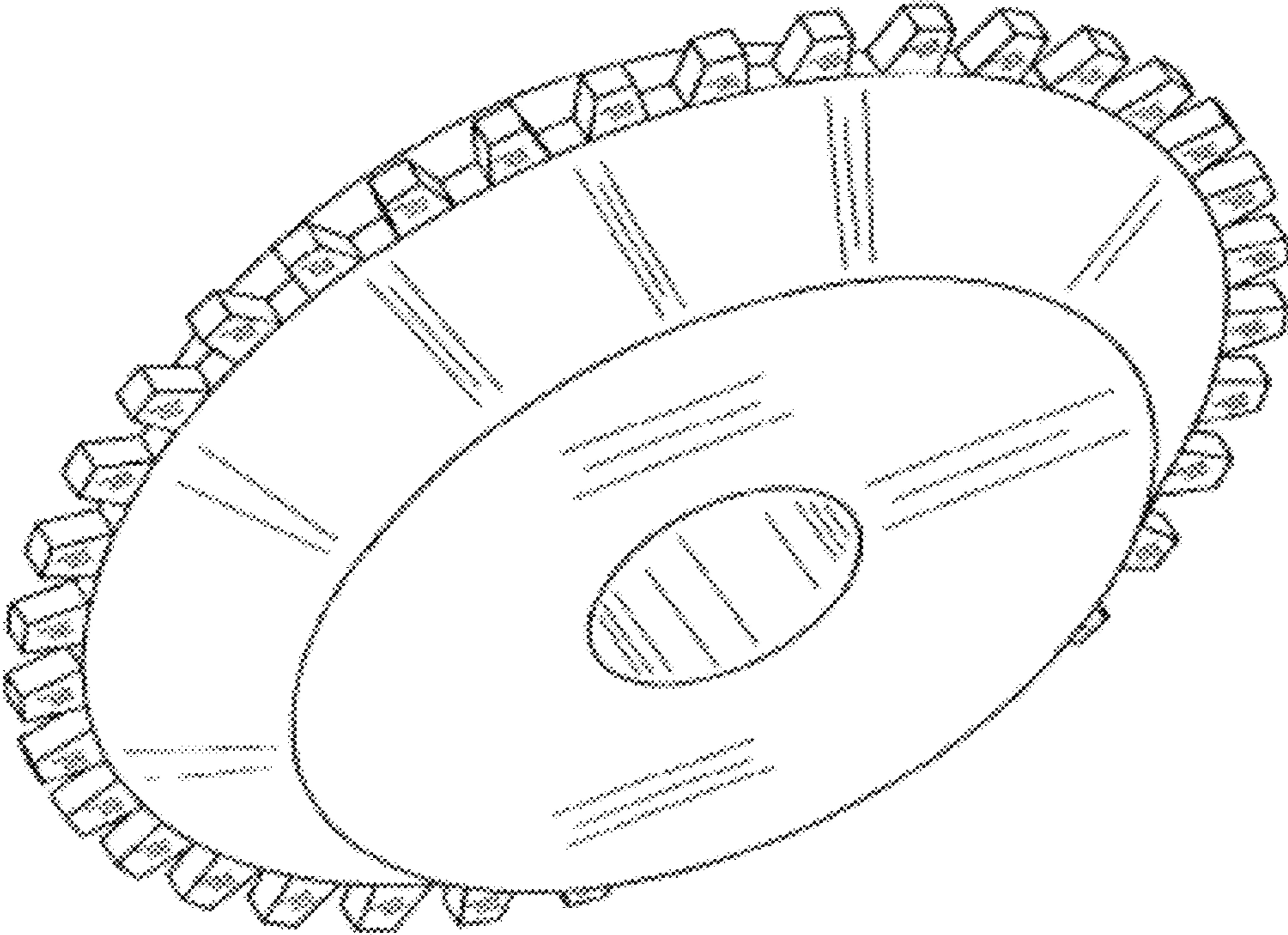


FIG. 1

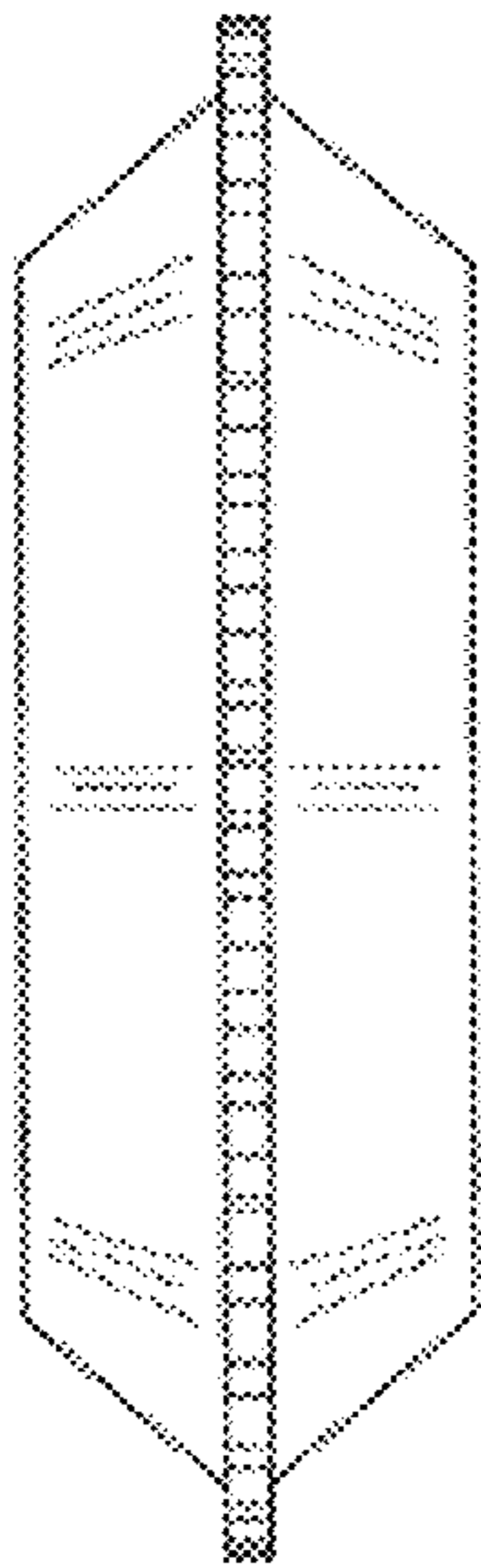


FIG. 3

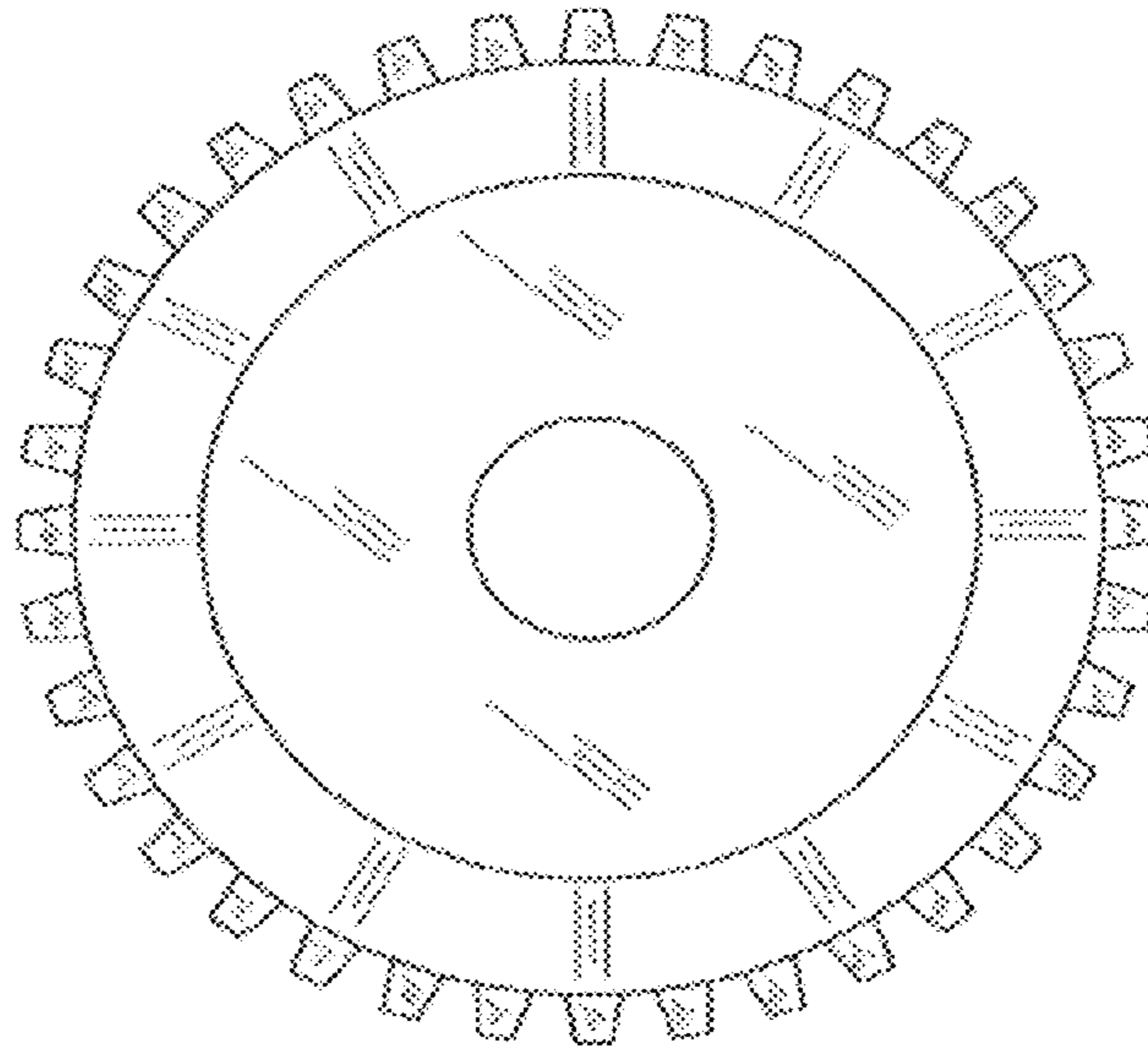


FIG. 4

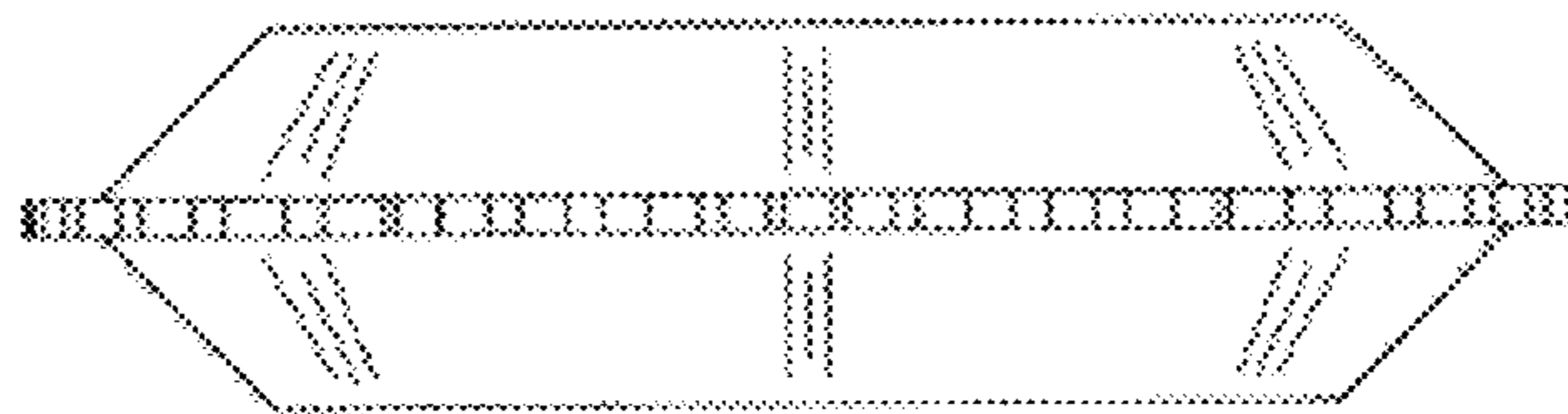


FIG. 2

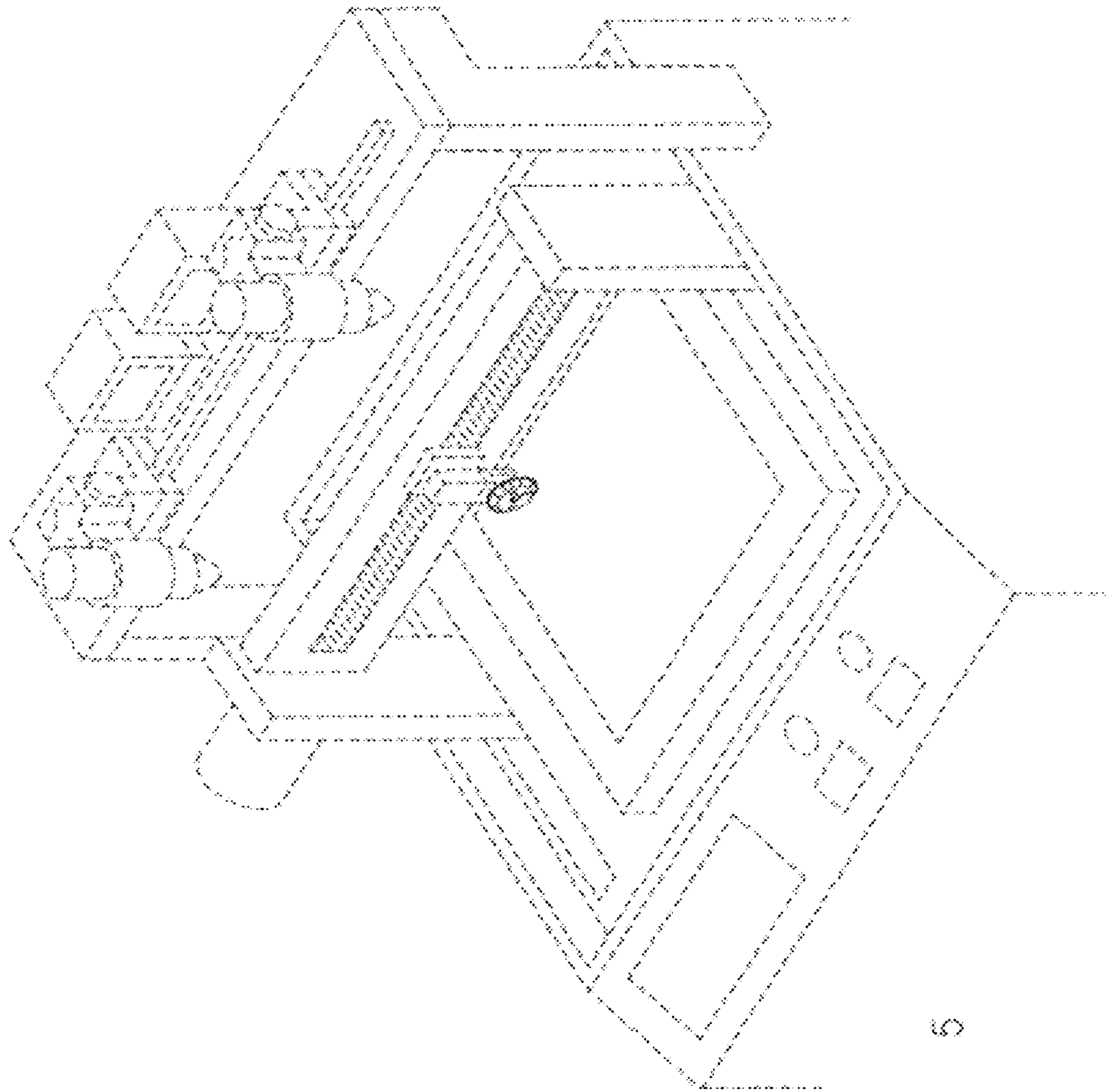


FIG. 5