



US00D675614S

(12) **United States Design Patent**  
**Feng et al.**

(10) **Patent No.:** **US D675,614 S**  
(45) **Date of Patent:** **\*\* Feb. 5, 2013**

(54) **ELECTRONIC READER DEVICE**

(75) Inventors: **Bin Feng**, Shanghai (CN); **Wei Lit Wilfred Leung**, Singapore (SG)

(73) Assignee: **Creative Technology Ltd**, Singapore (SG)

(\*\*) Term: **14 Years**

(21) Appl. No.: **29/394,787**

(22) Filed: **Jun. 21, 2011**

(30) **Foreign Application Priority Data**

Dec. 28, 2010 (SG) ..... D2010/1344/E

(51) **LOC (9) Cl.** ..... **14-02**

(52) **U.S. Cl.** ..... **D14/341**

(58) **Field of Classification Search** ..... D14/341-347,  
D14/137, 138, 138.1, 138 A, 138 AA, 138 R,  
D14/138 AB, 138 AC, 138 AD, 138 C, 138 G,  
D14/496, 203.1, 203.3, 203.4, 203.5, 203.7,  
D14/426, 427, 432, 429, 129, 130, 420, 439-441,  
D14/448, 125, 126, 147, 156, 218, 247-248,  
D14/250, 389, 388, 315-318; D10/65, 104;  
D18/6-7; D21/324, 329, 330; D19/26, 59,  
D19/60; 455/556.1, 556.2, 566, 575.1, 90.3;  
379/433.04, 433.01, 433.06, 916; 345/169,  
345/173, 901, 905; 361/679.26, 679.27,  
361/679.3, 679.55, 679.56

See application file for complete search history.

(56) **References Cited**

U.S. PATENT DOCUMENTS

|          |   |   |         |                      |       |           |
|----------|---|---|---------|----------------------|-------|-----------|
| D576,119 | S | * | 9/2008  | Shih et al.          | ..... | D14/126   |
| D576,618 | S | * | 9/2008  | Wong                 | ..... | D14/341   |
| D593,553 | S | * | 6/2009  | Okamoto et al.       | ..... | D14/341   |
| D615,527 | S | * | 5/2010  | Hwang                | ..... | D14/203.8 |
| D639,804 | S | * | 6/2011  | Hwang et al.         | ..... | D14/341   |
| D645,432 | S | * | 9/2011  | McManigal et al.     | ..... | D14/126   |
| D646,258 | S | * | 10/2011 | Van Der Flier et al. | ..... | D14/142   |
| D651,185 | S | * | 12/2011 | Andresen             | ..... | D14/129   |
| D653,251 | S | * | 1/2012  | Leung et al.         | ..... | D14/341   |
| D654,498 | S | * | 2/2012  | Hwang et al.         | ..... | D14/341   |
| D656,136 | S | * | 3/2012  | Lee                  | ..... | D14/341   |
| D664,955 | S | * | 8/2012  | Kim et al.           | ..... | D14/341   |

\* cited by examiner

*Primary Examiner* — Barbara Fox

(74) *Attorney, Agent, or Firm* — Creative Technology Ltd

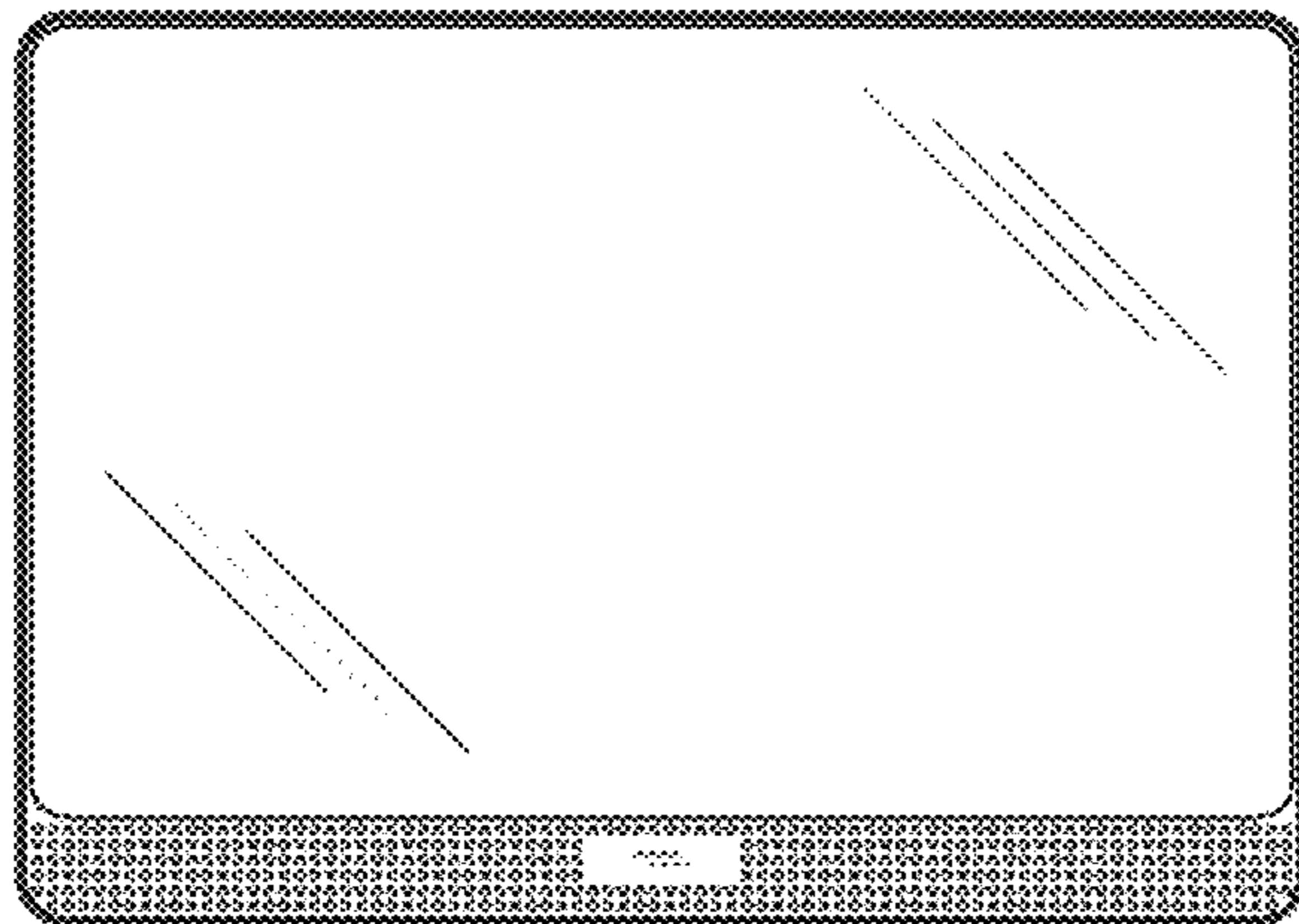
(57) **CLAIM**

The ornamental design for an electronic reader device, substantially as shown and described.

**DESCRIPTION**

FIG. 1 is a front and left side perspective view of an electronic reader device showing our new design;  
FIG. 2 is a rear and right side perspective view thereof;  
FIG. 3 is a front elevational view thereof;  
FIG. 4 is a rear elevational view thereof;  
FIG. 5 is a left side elevational view thereof;  
FIG. 6 is a right side elevational view thereof;  
FIG. 7 is a top plan view thereof; and,  
FIG. 8 is a bottom plan view thereof.

**1 Claim, 6 Drawing Sheets**



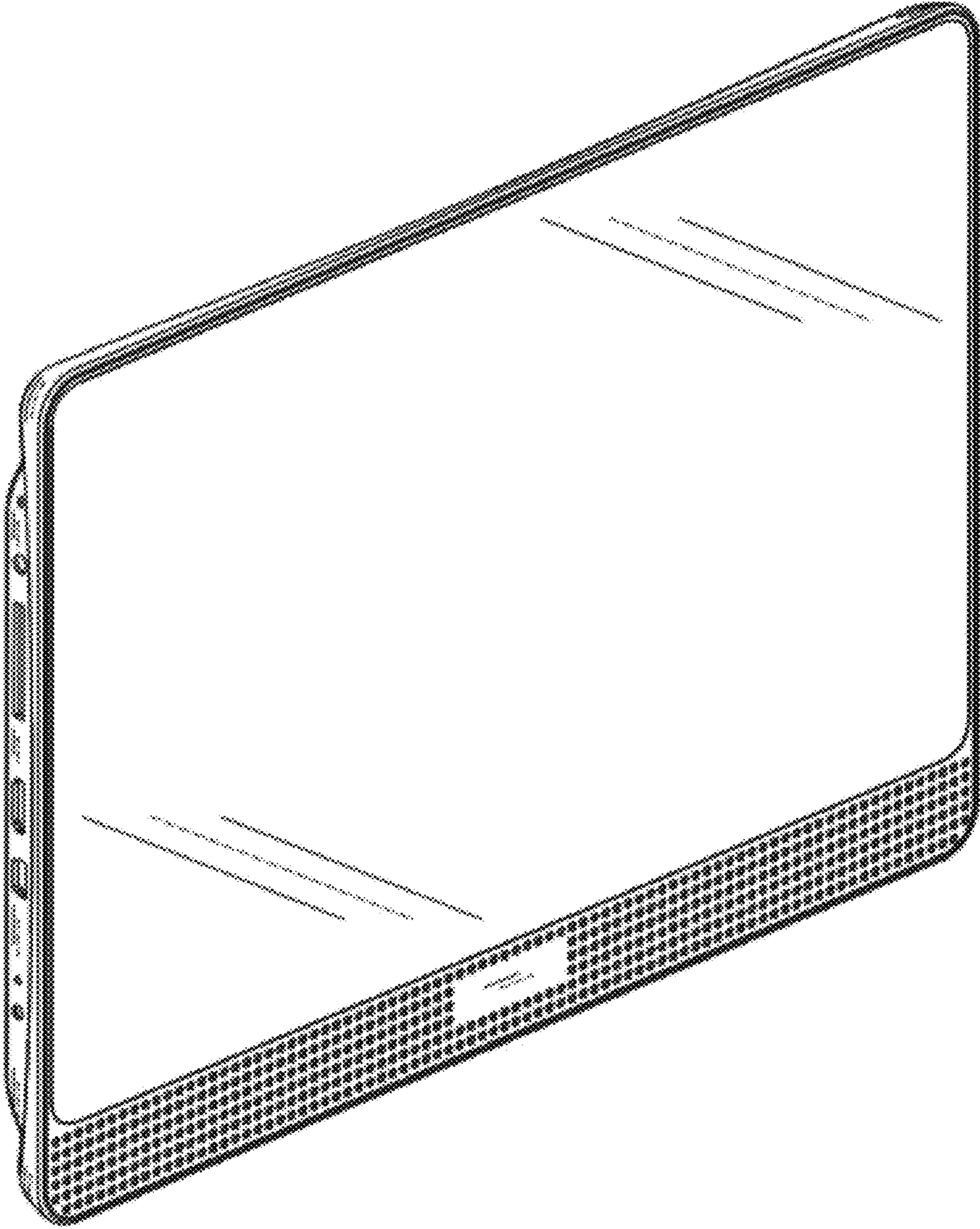


Fig. 1




Fig. 2

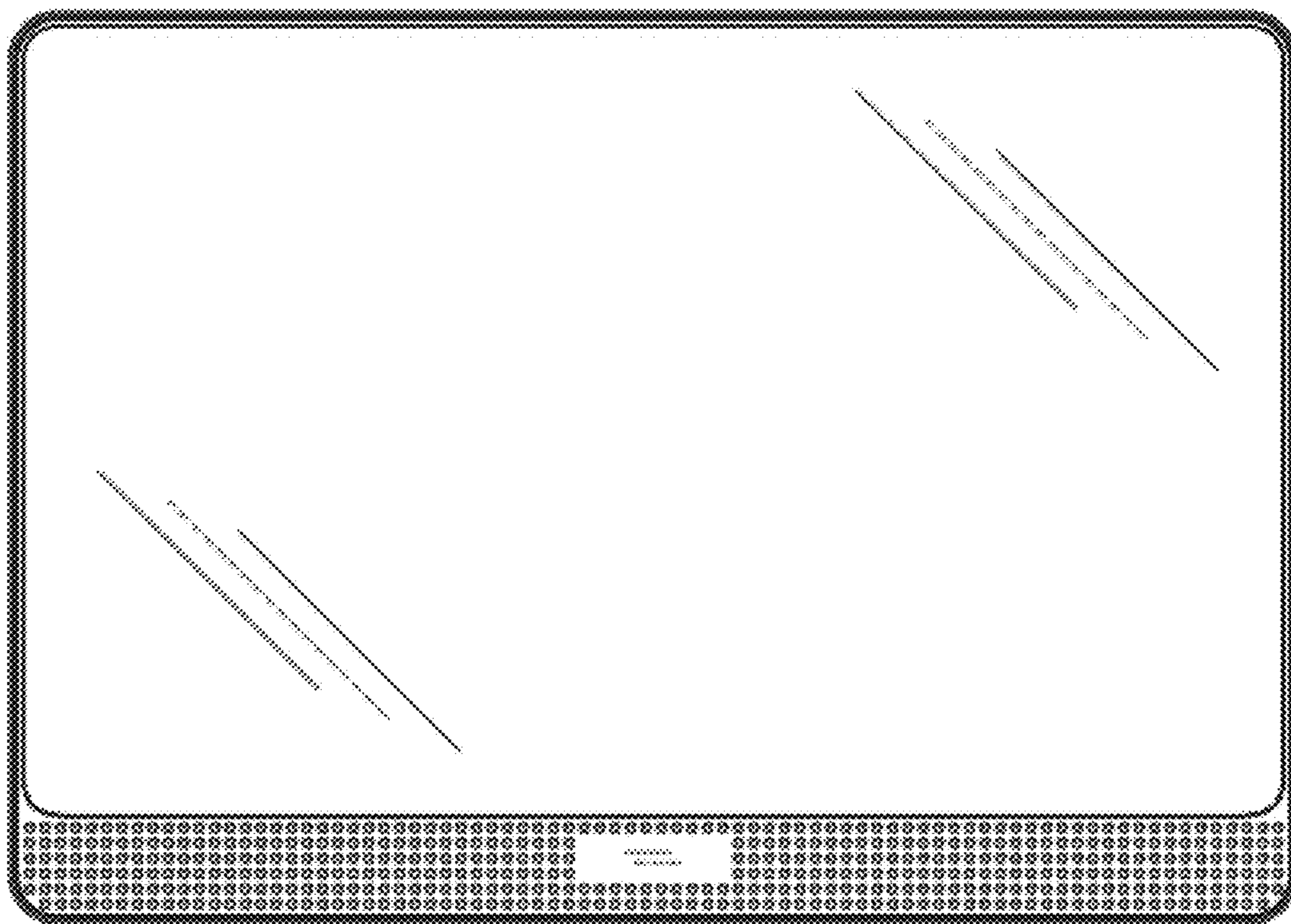


Fig. 3




Fig. 4

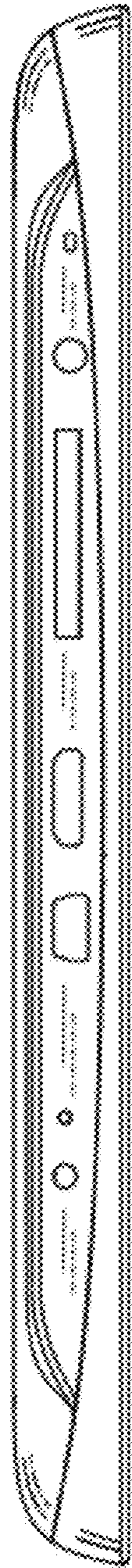


Fig. 5




Fig. 6



Fig. 7



Fig. 8