



US00D675604S

(12) **United States Design Patent**  
**Limber et al.**

(10) **Patent No.:** **US D675,604 S**  
(45) **Date of Patent:** **\*\* Feb. 5, 2013**

(54) **PROTECTIVE DEVICE FOR CELL PHONES**

(75) Inventors: **Jamie Limber**, Phoenix, AZ (US);  
**William D. Henz, II**, Fort Collins, CO  
(US); **Jay C. Cronin**, Fort Collins, CO  
(US)

(73) Assignee: **Britecase LLC**, Tempe, AZ (US)

(\*\*) Term: **14 Years**

(21) Appl. No.: **29/395,379**

(22) Filed: **Jan. 11, 2012**

(51) **LOC (9) Cl.** ..... **14-03**

(52) **U.S. Cl.** ..... **D14/250**

(58) **Field of Classification Search** ..... D14/250–253,  
D14/440, 203.3–203.7, 217, 496, 248, 238.1,  
D14/240, 447; D3/201, 218, 269, 301, 273,  
D3/303, 103, 247; D13/103, 107–108, 119;  
220/4.02; 248/309.1, 371, 176.3, 668; 361/679.56,  
361/679.3, 679.25, 816; 379/426, 433.11,  
379/455; 455/575.1, 575.8; 206/305, 320;  
D6/300, 310, 311, 312; 345/173  
See application file for complete search history.

(56) **References Cited**

**U.S. PATENT DOCUMENTS**

|           |      |         |                |         |
|-----------|------|---------|----------------|---------|
| 5,973,477 | A    | 10/1999 | Chang          |         |
| 6,502,951 | B2   | 1/2003  | Marshall       |         |
| 6,611,697 | B1   | 8/2003  | Ewing et al.   |         |
| 7,086,748 | B1   | 8/2006  | Elembaby       |         |
| 7,400,917 | B2   | 7/2008  | Wood et al.    |         |
| D575,056  | S *  | 8/2008  | Tan            | D3/218  |
| D577,904  | S *  | 10/2008 | Sasaki         | D3/201  |
| 7,494,239 | B2   | 2/2009  | Riccardi       |         |
| 7,728,281 | B2   | 6/2010  | Chen           |         |
| D620,185  | S    | 7/2010  | Schmitt et al. |         |
| D623,180  | S *  | 9/2010  | Diebel         | D14/250 |
| 7,859,222 | B2 * | 12/2010 | Woud           | 320/115 |
| 7,938,260 | B2 * | 5/2011  | Lin            | 206/320 |
| D640,679  | S *  | 6/2011  | Willes et al.  | D14/250 |
| D649,539  | S *  | 11/2011 | Hong           | D14/250 |

|              |     |         |                 |         |
|--------------|-----|---------|-----------------|---------|
| D653,202     | S * | 1/2012  | Hasbrook et al. | D13/103 |
| D655,281     | S * | 3/2012  | Turocy          | D14/250 |
| D656,135     | S * | 3/2012  | Swartz et al.   | D14/250 |
| D659,691     | S * | 5/2012  | Kim et al.      | D14/250 |
| D662,925     | S * | 7/2012  | Mayberry et al. | D14/250 |
| D665,735     | S * | 8/2012  | Kang et al.     | D13/108 |
| D668,247     | S * | 10/2012 | Kim et al.      | D14/253 |
| D669,062     | S * | 10/2012 | Rothbaum et al. | D14/250 |
| D669,458     | S * | 10/2012 | Wilson et al.   | D14/250 |
| 2008/0132289 | A1  | 6/2008  | Wood et al.     |         |
| 2008/0311964 | A1  | 12/2008 | Shibuya et al.  |         |
| 2009/0312058 | A9  | 12/2009 | Wood et al.     |         |

**OTHER PUBLICATIONS**

Detachable Mesh Net Protective Hard Case Back Cover for iPhone 5,  
<URL:http://www.caseswill.com/detachable-mesh-net-protective-  
hard-case-back-cover-for-iphone-5-rose-black\_p4323.html>,  
retrieved from internet on Nov. 5, 2012.\*

\* cited by examiner

*Primary Examiner* — Carla Jobe Wright

(74) *Attorney, Agent, or Firm* — The Halvorson Law Firm

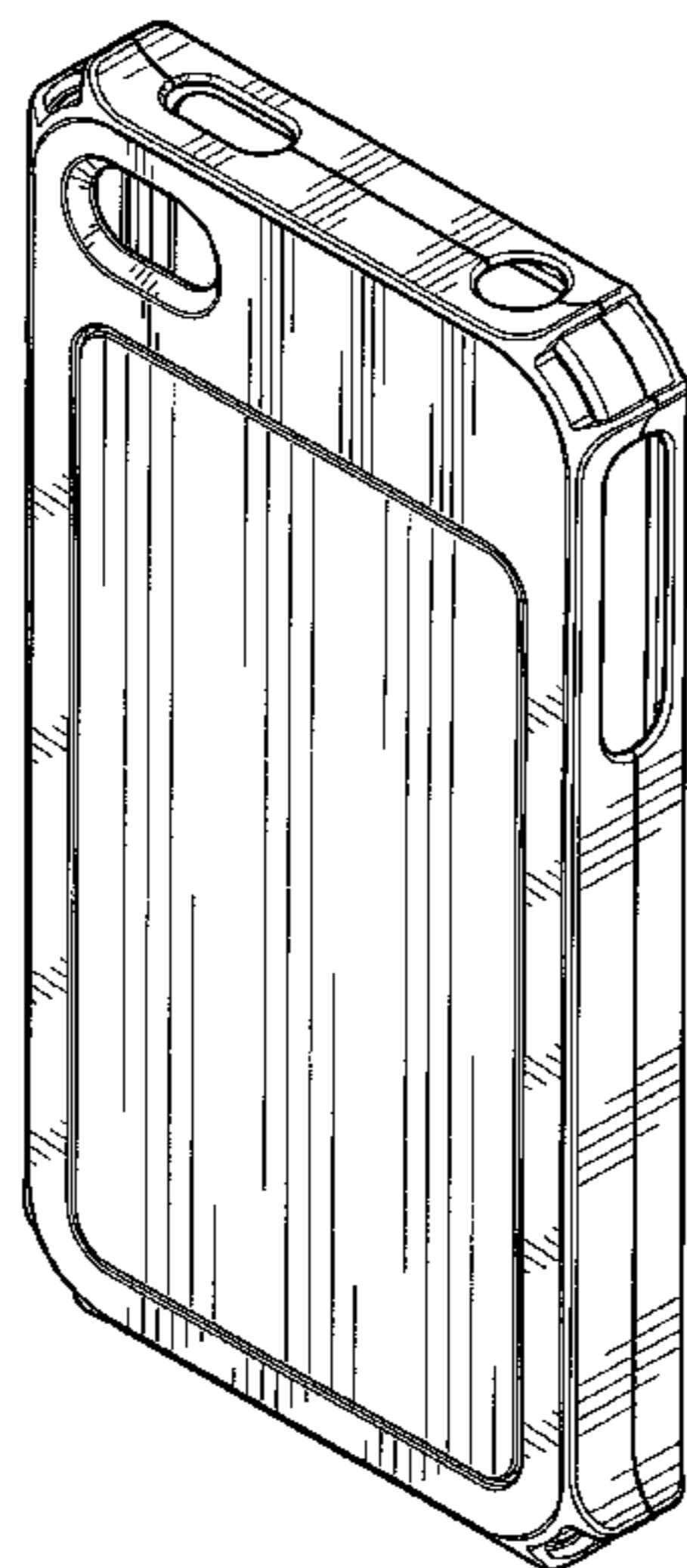
(57) **CLAIM**

The ornamental design for a protective device for cell phones,  
as shown and described.

**DESCRIPTION**

FIG. 1 is a perspective view of the protective device for cell phones;  
FIG. 2 is a second perspective view of the protective device for cell phones;  
FIG. 3 is a front view of the protective device for cell phones;  
FIG. 4 is a back view of the protective device for cell phones;  
FIG. 5 is a side view of the protective device for cell phones;  
FIG. 6 is a second side view of the protective device for cell phones;  
FIG. 7 is a bottom view of the protective device for cell phones; and,  
FIG. 8 is a top view of the protective device for cell phones.

**1 Claim, 6 Drawing Sheets**



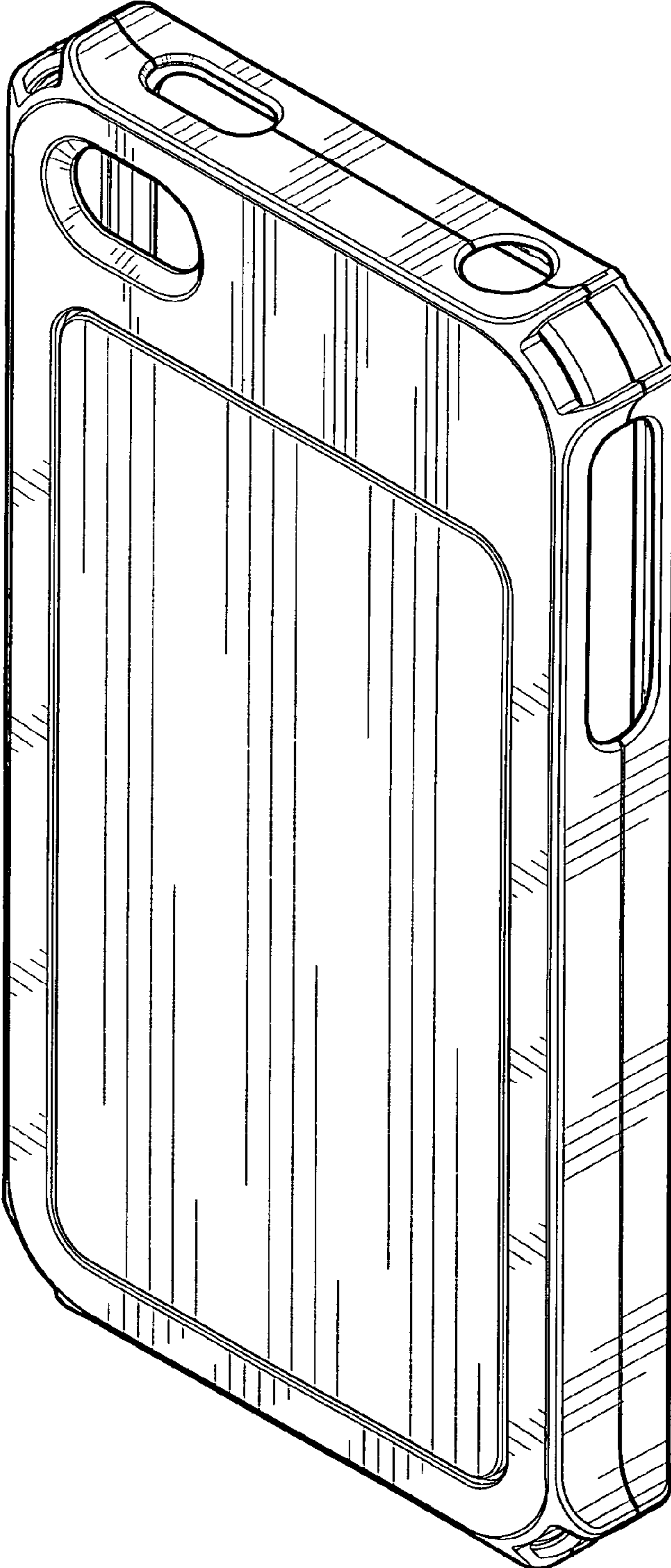


Fig. 1

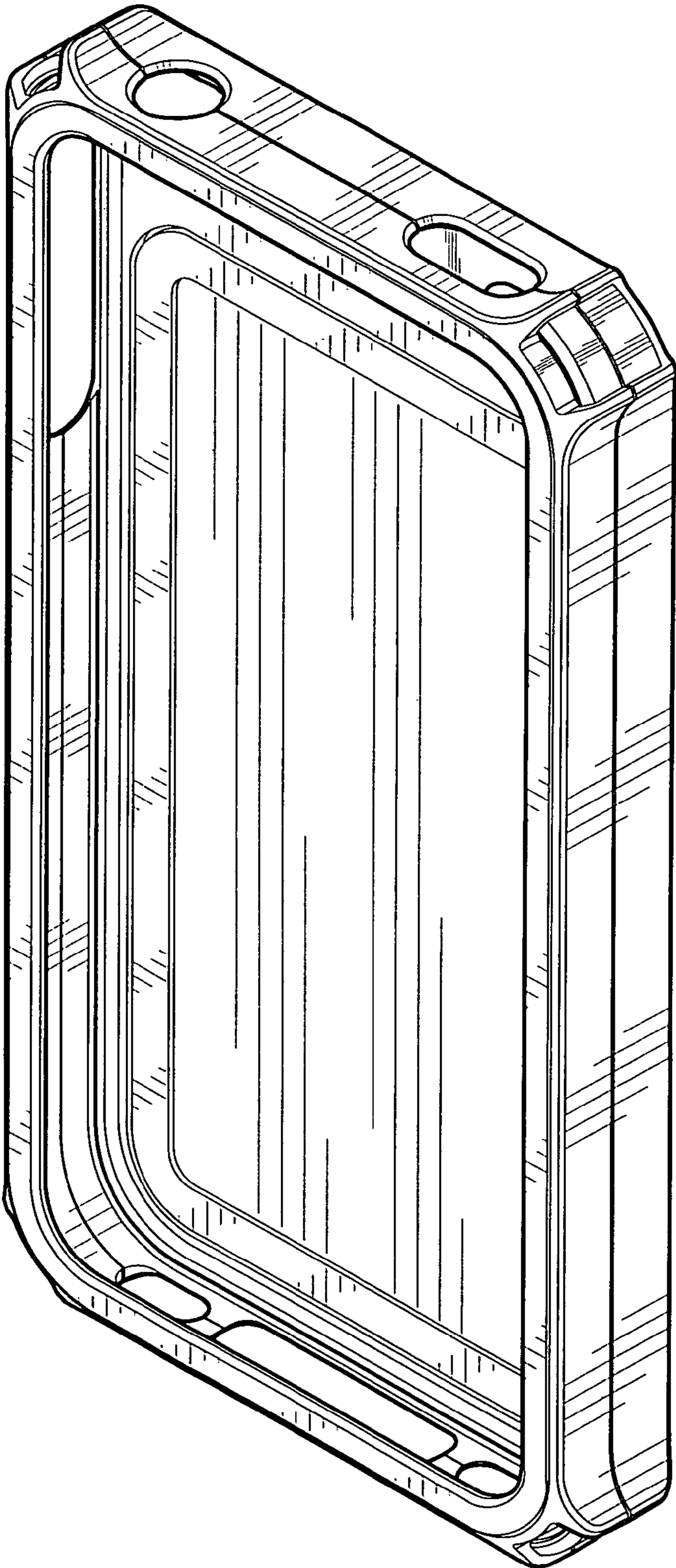


Fig. 2

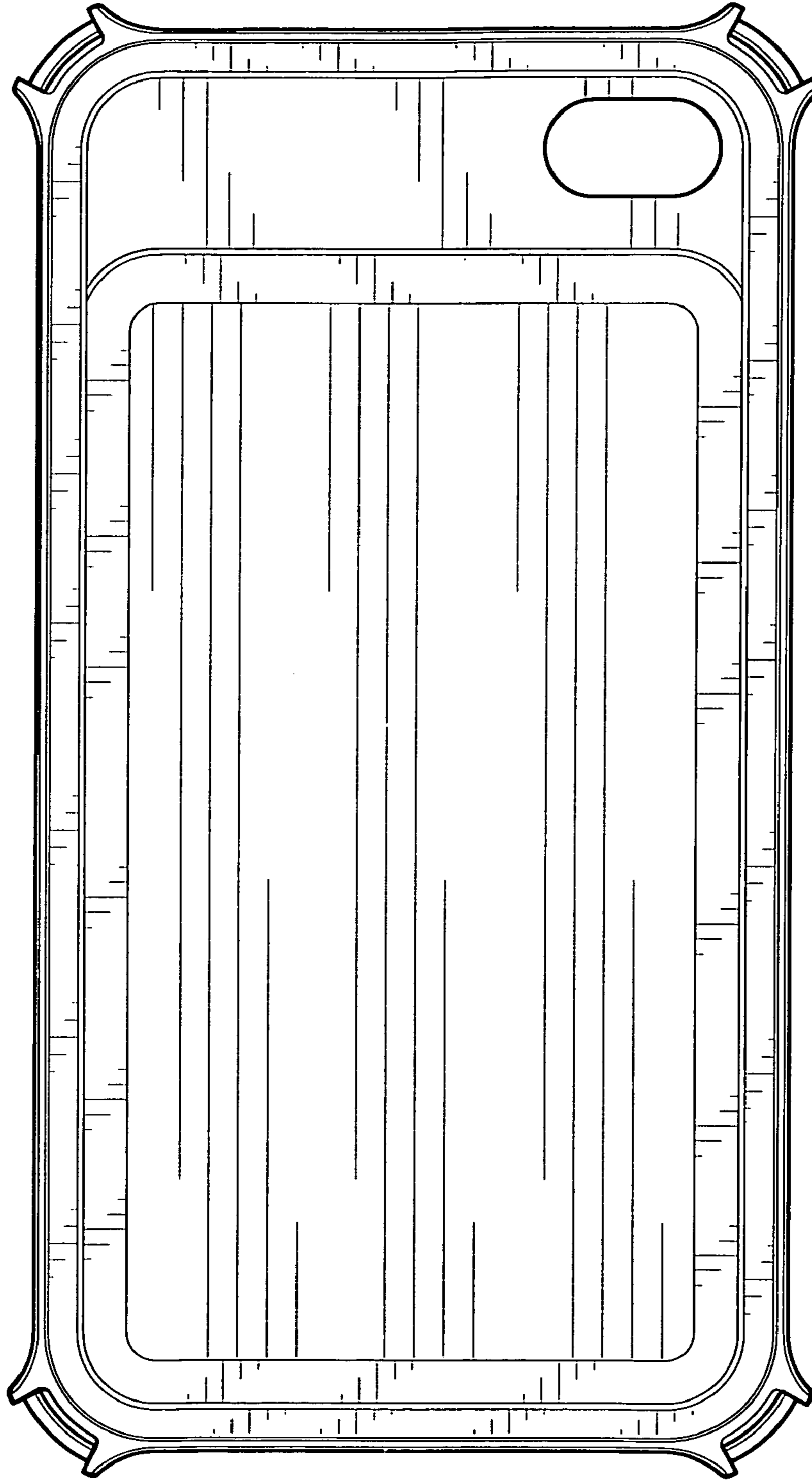


Fig. 3

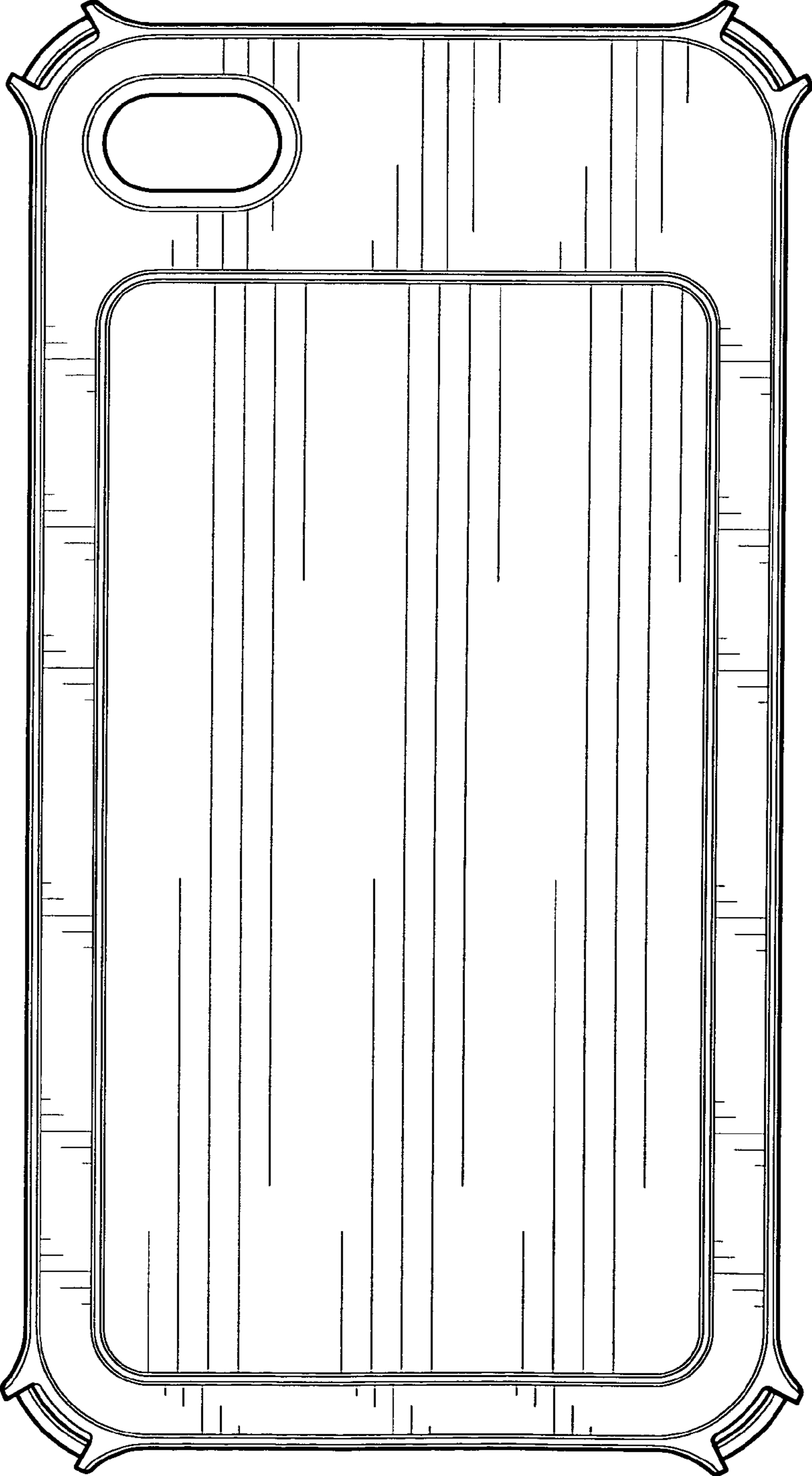


Fig. 4

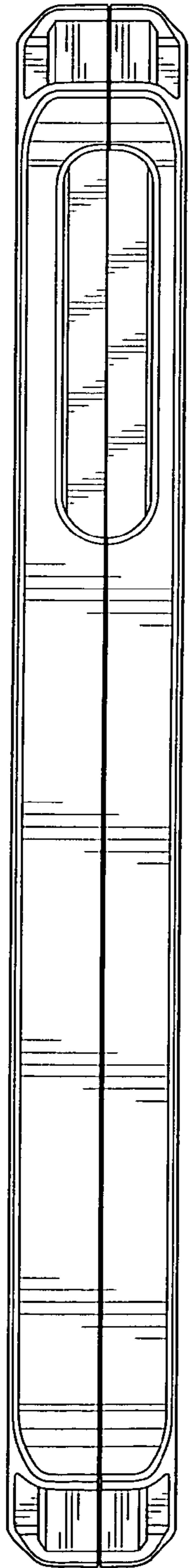


Fig. 5

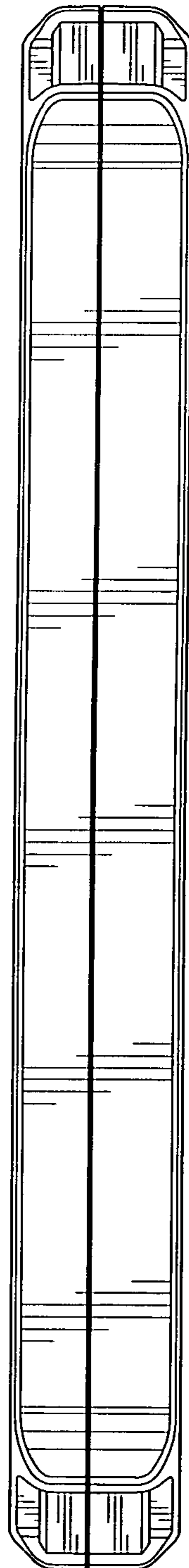


Fig. 6

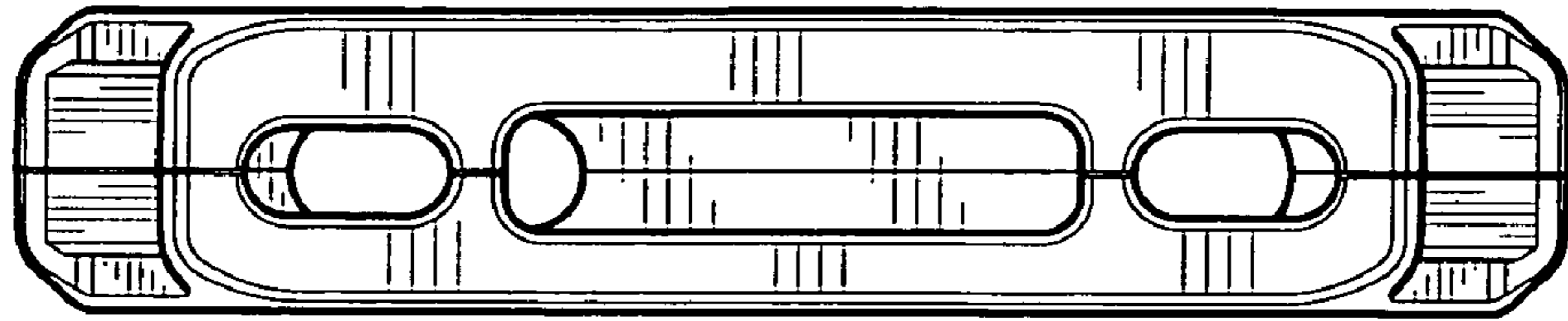


Fig. 7

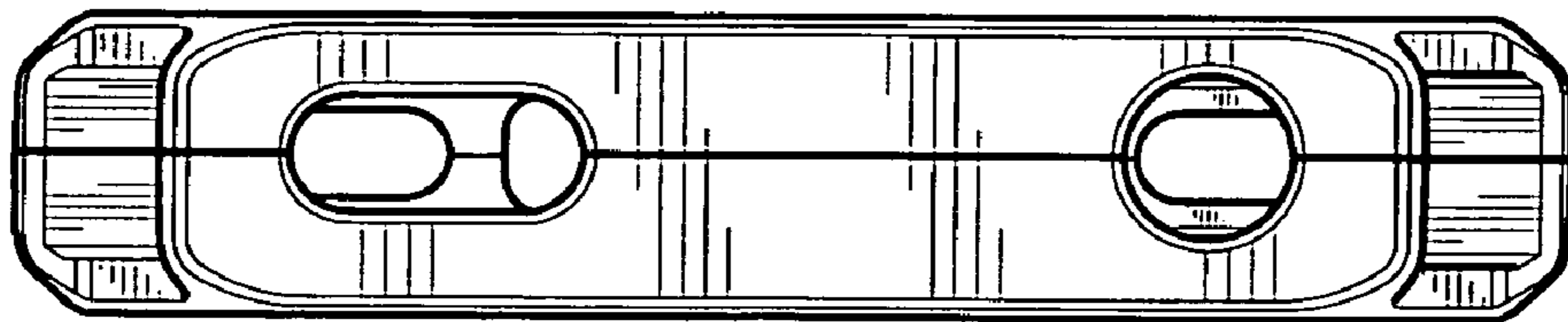


Fig. 8