



US00D675564S

(12) **United States Design Patent**
Choi

(10) **Patent No.:** **US D675,564 S**

(45) **Date of Patent:** **** Feb. 5, 2013**

(54) **INVERTER**

(75) Inventor: **Won Suk Choi**, Seoul (KR)

(73) Assignee: **LS Industrial Systems Co., Ltd.**,
Ahnyang-Shi, Gyeonggi-Do (KR)

(**) Term: **14 Years**

(21) Appl. No.: **29/388,988**

(22) Filed: **Apr. 5, 2011**

(30) **Foreign Application Priority Data**

Nov. 2, 2010 (KR) 30-2010-0047552

(51) **LOC (9) Cl.** **13-02**

(52) **U.S. Cl.** **D13/110**

(58) **Field of Classification Search** D13/110,
D13/101, 123, 184, 199; 307/150-152; 361/600,
361/601, 622, 702, 703, 730, 796, 809; 363/141,
363/142

See application file for complete search history.

(56) **References Cited**

U.S. PATENT DOCUMENTS

- D298,824 S * 12/1988 Kondo et al. D13/110
- D455,399 S * 4/2002 Imamura et al. D13/110
- D455,714 S * 4/2002 Kim D13/110
- D540,252 S * 4/2007 Hsien et al. D13/110
- D562,233 S * 2/2008 Isomoto et al. D13/110

- D562,234 S * 2/2008 Morihara et al. D13/110
- D563,316 S * 3/2008 Higuchi D13/110
- D563,317 S * 3/2008 Higuchi D13/110
- D563,318 S * 3/2008 Higuchi D13/110
- D569,795 S * 5/2008 Higuchi D13/110
- D598,847 S * 8/2009 Ota D13/110

* cited by examiner

Primary Examiner — Derrick Holland

(74) *Attorney, Agent, or Firm* — Birch, Stewart, Kolasch & Birch, LLP

(57) **CLAIM**

I claim the ornamental design for an inverter, as shown and described.

DESCRIPTION

FIG. 1 is a perspective view of an inverter showing my new design;

FIG. 2 is a front elevation view thereof;

FIG. 3 is a rear elevation view thereof;

FIG. 4 is a left-side elevation view thereof;

FIG. 5 is a right-side elevation view thereof;

FIG. 6 is a top plan view thereof; and,

FIG. 7 is a bottom plan view thereof.

The broken lines shown are included for the purpose of illustrating the unclaimed portions of the article and form no part of the claim.

1 Claim, 6 Drawing Sheets

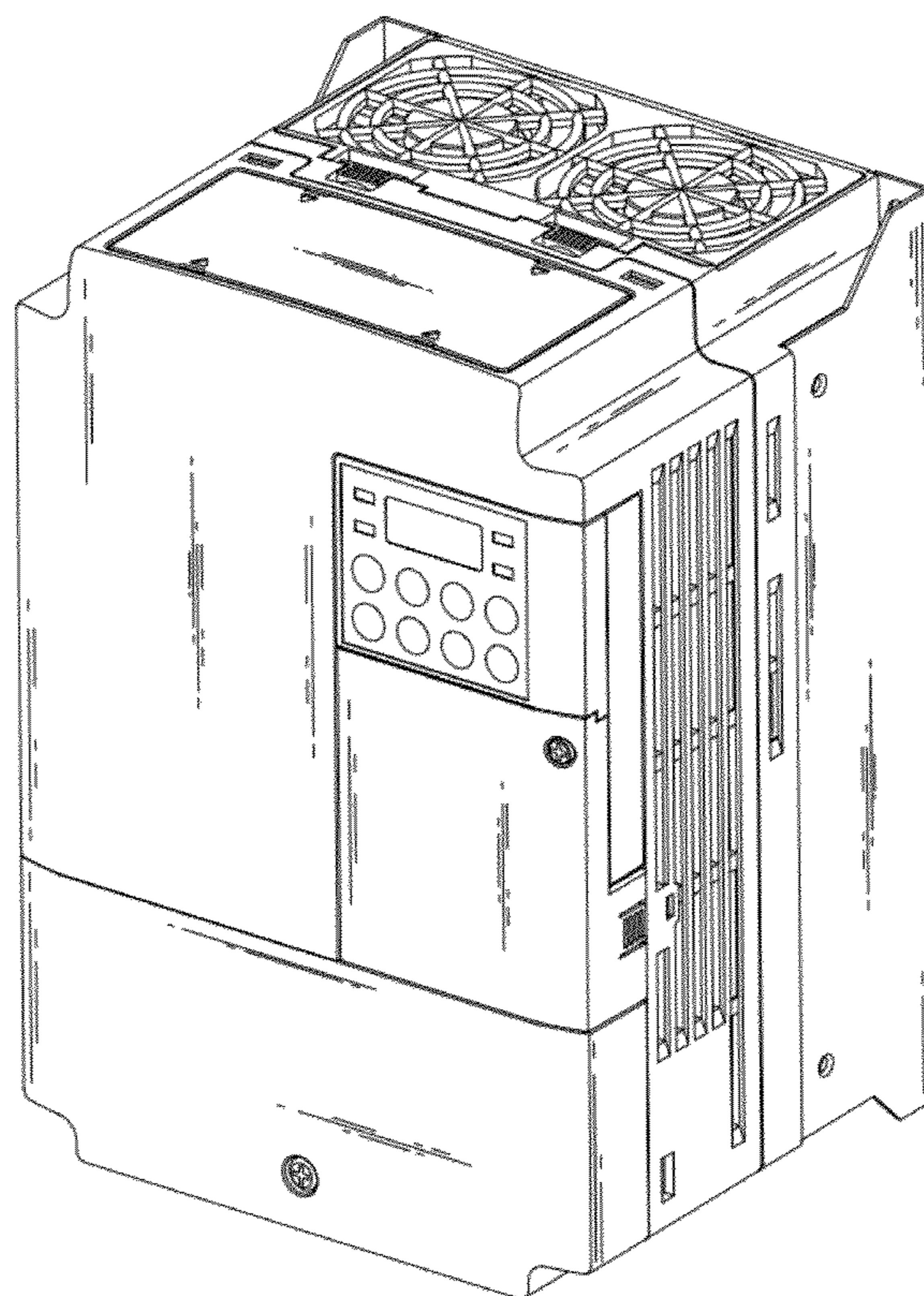


FIG. 1

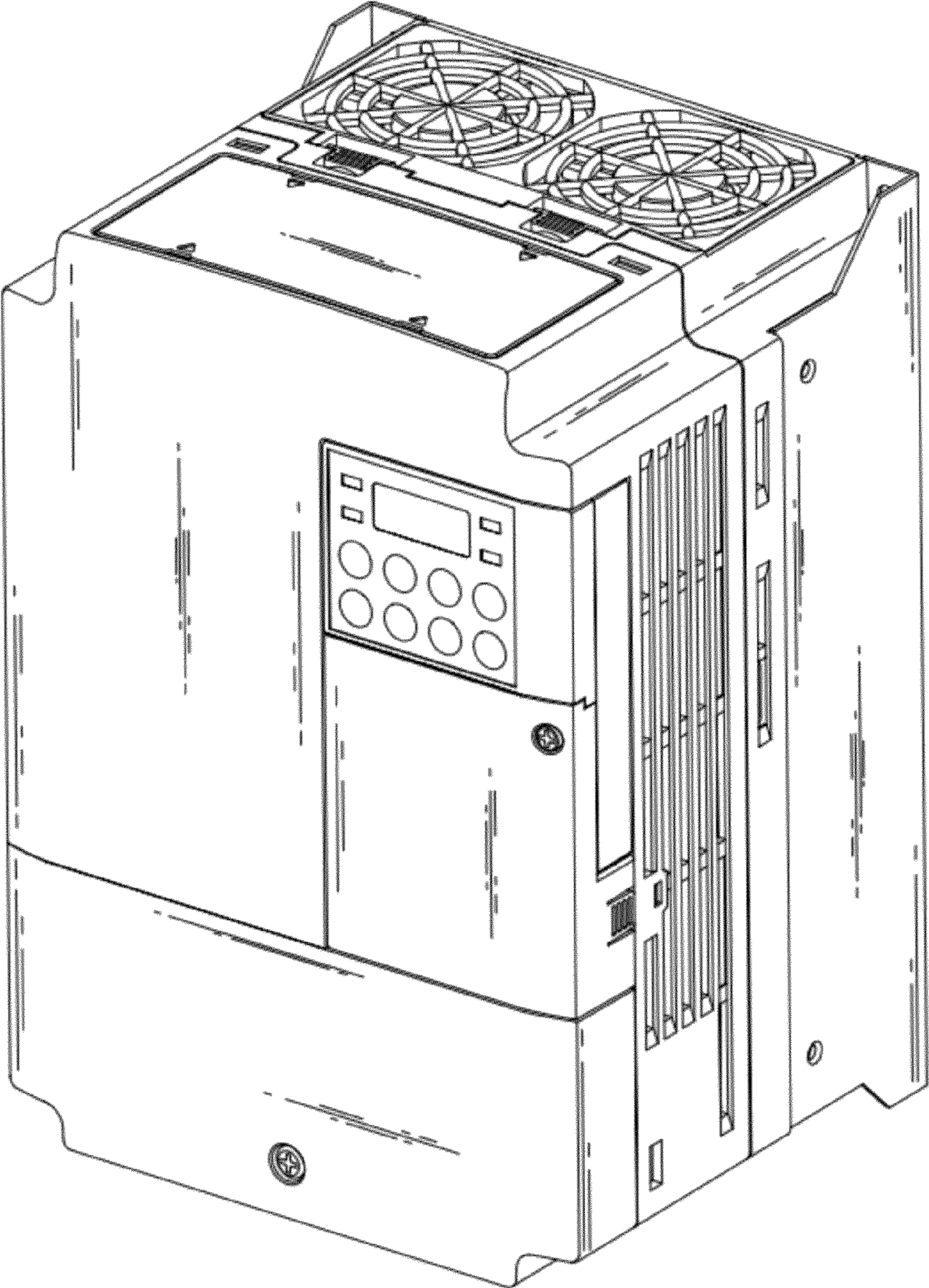


FIG. 2




FIG. 3



FIG. 4

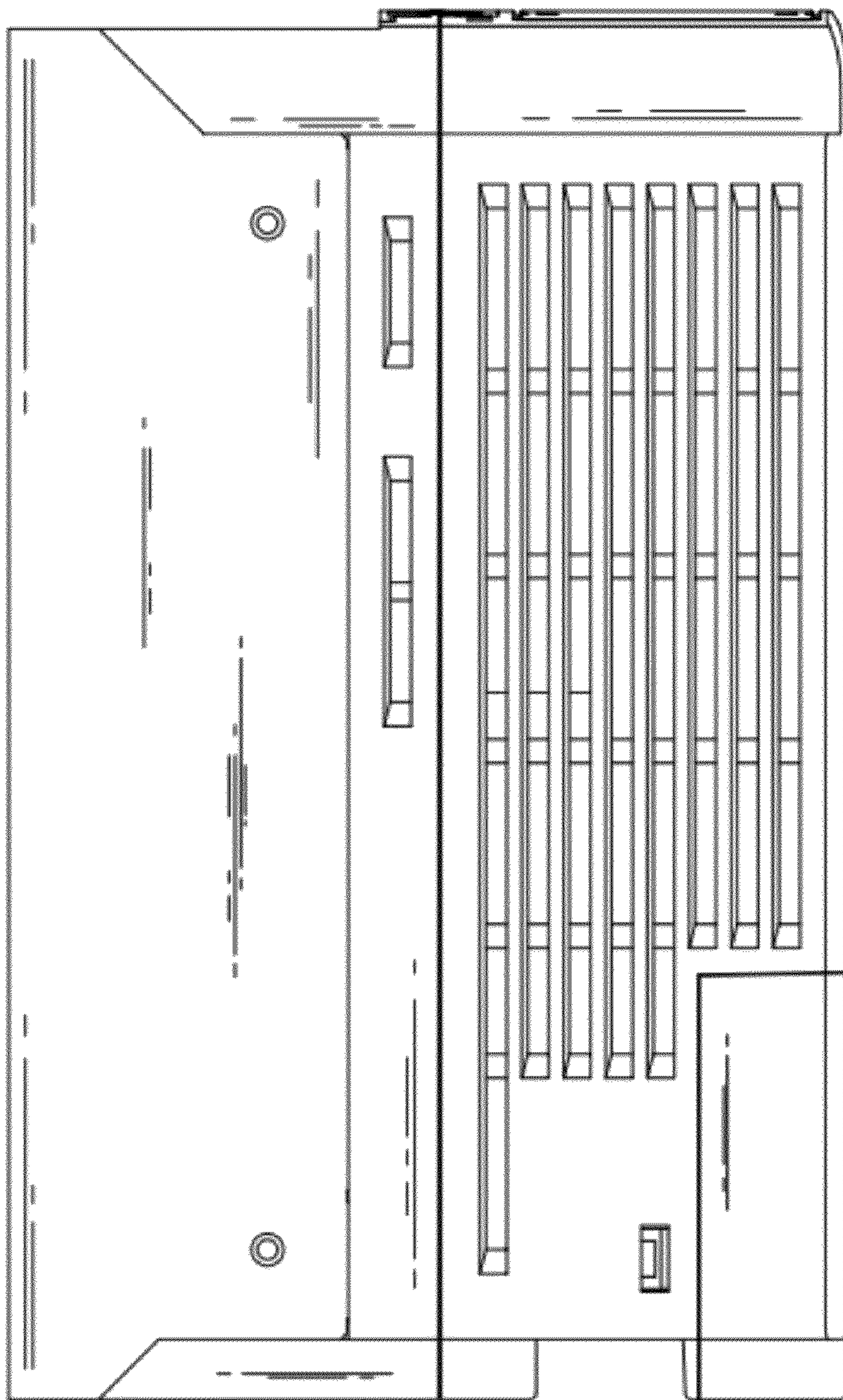


FIG. 5

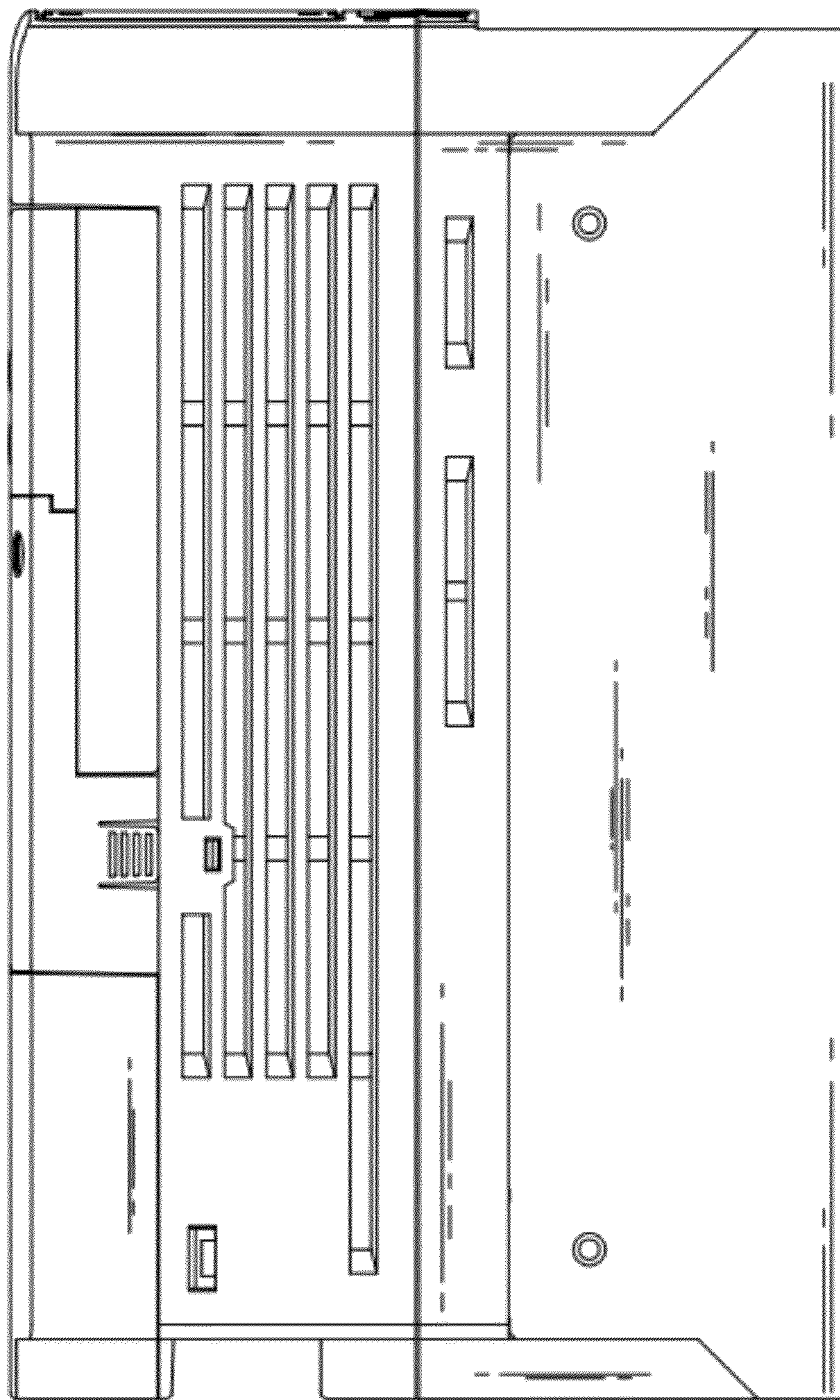


FIG. 6

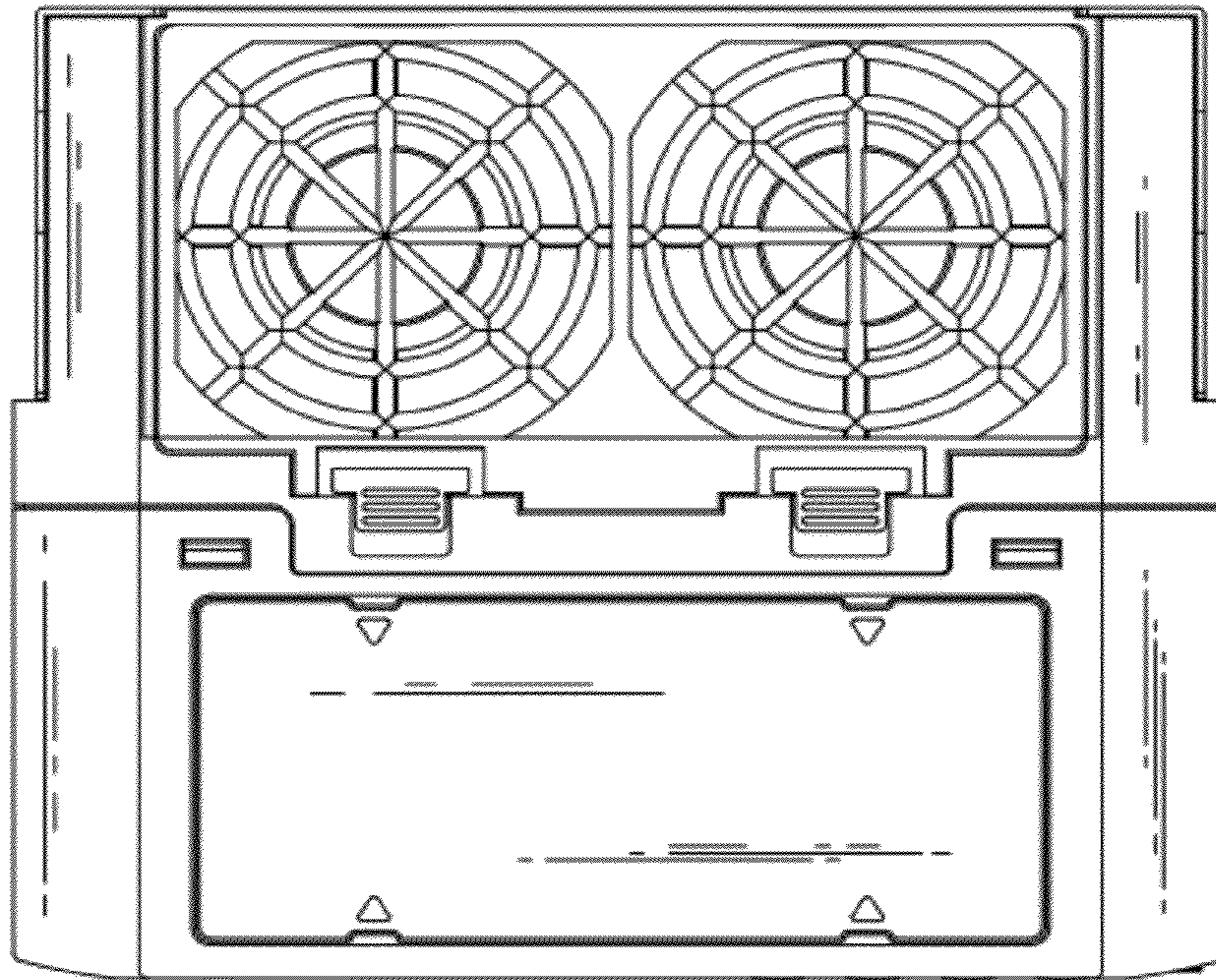


FIG. 7

