

US00D675554S

(12) **United States Design Patent**  
**Nissl**

(10) **Patent No.:** **US D675,554 S**

(45) **Date of Patent:** **\*\* Feb. 5, 2013**

(54) **WHEEL OR WHEEL COVER**

(75) Inventor: **Florian Dieter Nissl**, Munich (DE)

(73) Assignee: **Bayerische Motoren Werke  
Aktiengesellschaft**, Munich (DE)

(\*\*) Term: **14 Years**

(21) Appl. No.: **29/390,767**

(22) Filed: **Apr. 29, 2011**

(30) **Foreign Application Priority Data**

Oct. 30, 2010 (DE) ..... 402010006028

(51) **LOC (9) Cl.** ..... **12-16**

(52) **U.S. Cl.** ..... **D12/211**

(58) **Field of Classification Search** ..... D12/204-213;  
301/37.101, 64.101, 65, 64.201  
See application file for complete search history.

(56) **References Cited**

**U.S. PATENT DOCUMENTS**

D503,918 S	4/2005	Fahr-Becker	
D522,949 S	6/2006	Elmitt	
D594,396 S	6/2009	Juergens et al.	
D615,018 S *	5/2010	Truebsbach	D12/211
D619,073 S *	7/2010	Groom	D12/211
D619,951 S	7/2010	Baum	
D633,847 S *	3/2011	Johnson	D12/211
D634,691 S *	3/2011	Park	D12/211
D656,447 S *	3/2012	Johnson	D12/211
D666,957 S *	9/2012	Antoniadis et al.	D12/211

**FOREIGN PATENT DOCUMENTS**

EM	000141791-0005	6/2004
EM	000273651-0002	3/2005
EM	000997572-0004	10/2008
EM	000825609-0003	11/2009
EM	001598277-0002	1/2010
EM	001772922-0004	10/2010
EM	001804675-0005	1/2011
EM	001804675-0008	1/2011

\* cited by examiner

*Primary Examiner* — Stacia Cadmus

(74) *Attorney, Agent, or Firm* — Crowell & Moring LLP

(57) **CLAIM**

The ornamental design for a wheel or wheel cover, as shown and described.

**DESCRIPTION**

This application contains subject matter related to the following co-pending U.S. design patent applications:

Application Ser. No. 29/371,120, filed Oct. 27, 2010 and entitled "Wheel or Wheel Cover;"

Application Ser. No. 29/371,361, filed Jan. 14, 2011 and entitled "Wheel or Wheel Cover;" and

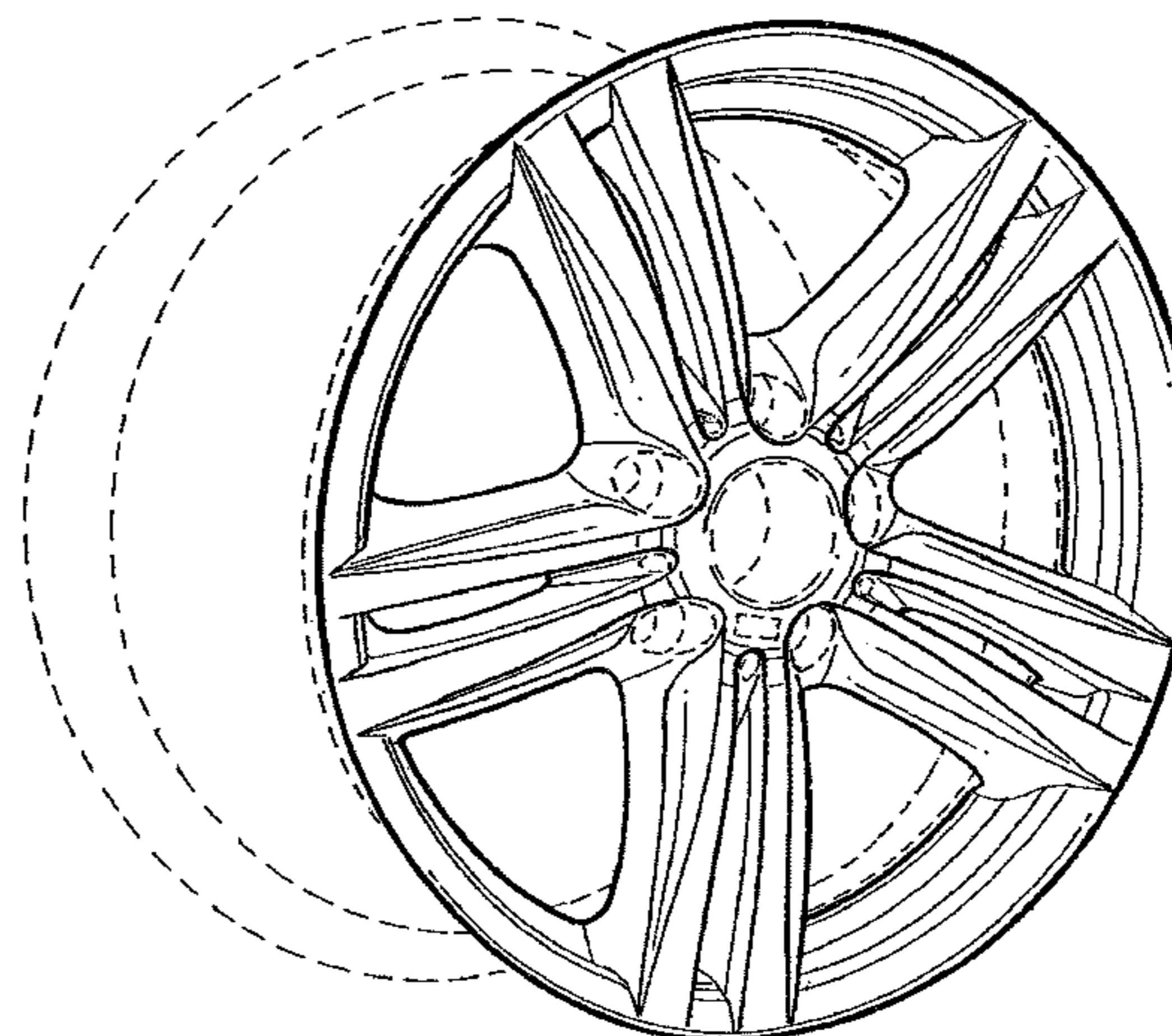

Application Ser. No. 29/371,359, filed Jan. 14, 2011 and entitled "Wheel or Wheel Cover."

FIG. 1 is a front view of a wheel or wheel cover according to my design; and,

FIG. 2 is a perspective view thereof.

The broken line showing of the rear of the wheel, and the bolt holes and center opening in the central hub area is included for the purpose of illustrating environment and forms no part of the claimed design.

**1 Claim, 1 Drawing Sheet**



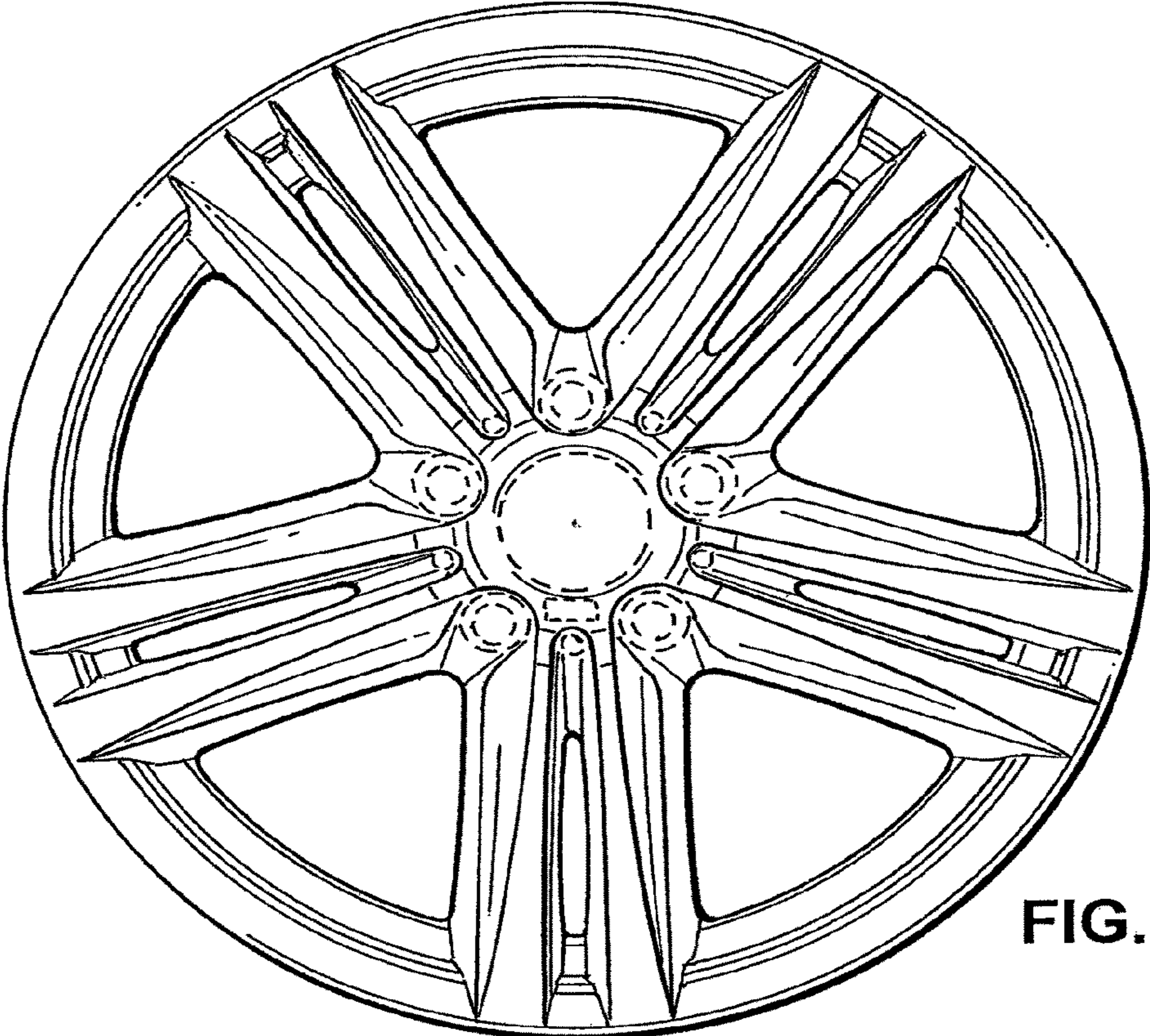


FIG. 1

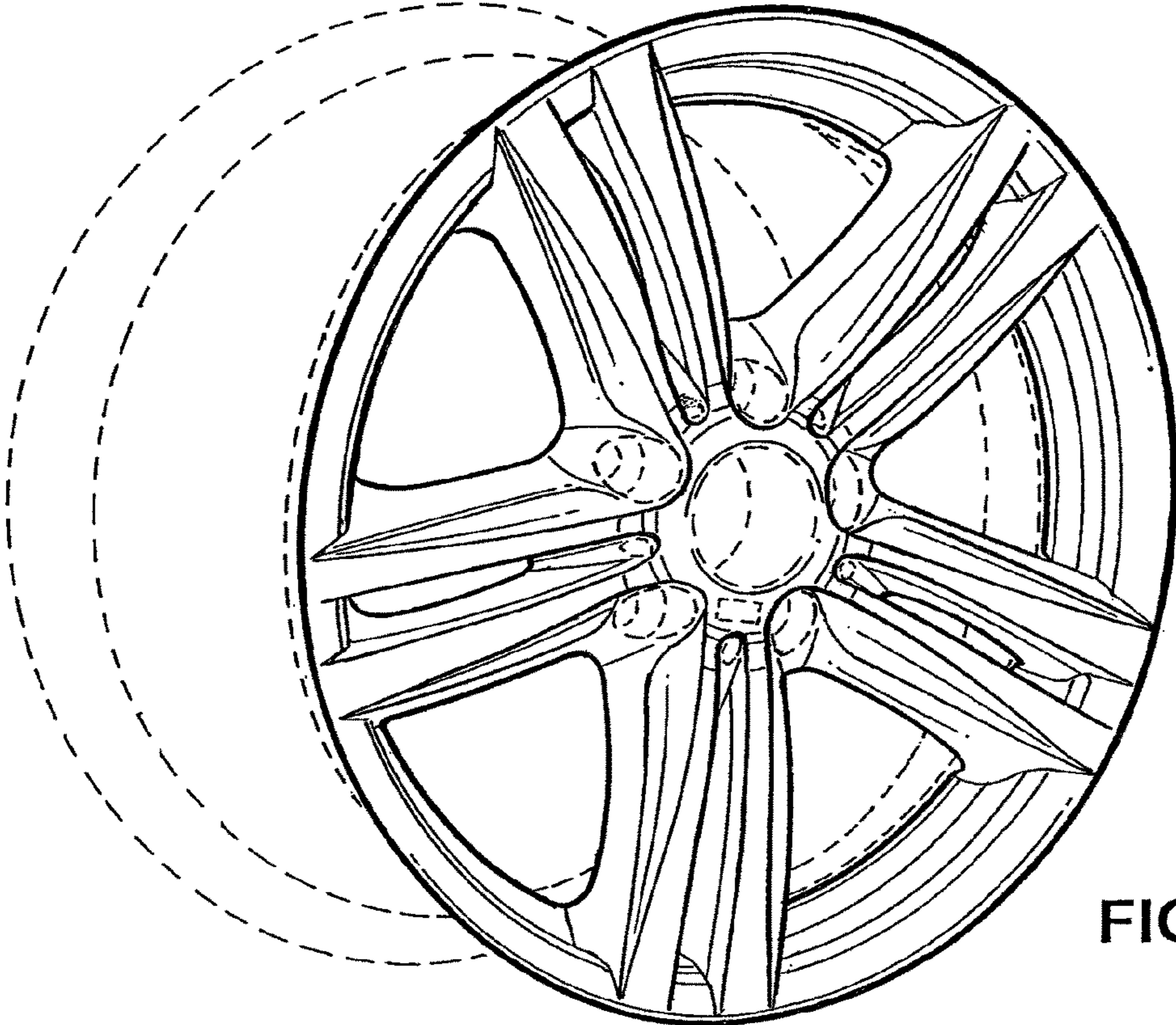


FIG. 2