



US00D675553S

(12) **United States Design Patent**
Pearce

(10) **Patent No.:** **US D675,553 S**

(45) **Date of Patent:** **** Feb. 5, 2013**

(54) **WHEEL**

(75) **Inventor:** **Samuel Blackburn Pearce,**
Nottinghamshire (GB)

(73) **Assignee:** **Jelly Products Limited,** Nottingham
(GB)

(**) **Term:** **14 Years**

(21) **Appl. No.:** **29/428,434**

(22) **Filed:** **Jul. 31, 2012**

(30) **Foreign Application Priority Data**

Jan. 31, 2012 (EP) 1312607-0001

(51) **LOC (9) Cl.** **12-16**

(52) **U.S. Cl.** **D12/209**

(58) **Field of Classification Search** D12/204-213;
301/37.101, 64.101, 65, 64.201, 64.303
See application file for complete search history.

(56) **References Cited**

U.S. PATENT DOCUMENTS

D256,686 S * 9/1980 Zielinski D12/205
D293,233 S * 12/1987 Berg D12/204

4,732,428 A * 3/1988 Monte 301/64.303
D303,516 S * 9/1989 Arredondo, Jr. D12/209
D370,652 S * 6/1996 Londry D12/209
D378,506 S * 3/1997 Stolz et al. D12/209
D453,135 S * 1/2002 Chen D12/209
D454,529 S * 3/2002 Pfeiffer et al. D12/210
D491,868 S * 6/2004 Lin D12/209
D520,430 S * 5/2006 Lindsay D12/209
D573,077 S * 7/2008 Addink D12/204
D649,920 S * 12/2011 Jessie, Jr. D12/209

* cited by examiner

Primary Examiner — Stacia Cadmus

(74) *Attorney, Agent, or Firm* — Renner, Otto, Boisselle & Sklar, LLP

(57) **CLAIM**

The ornamental design for a wheel, as shown and described.

DESCRIPTION

FIG. 1 is a front view of the wheel according to my new design;

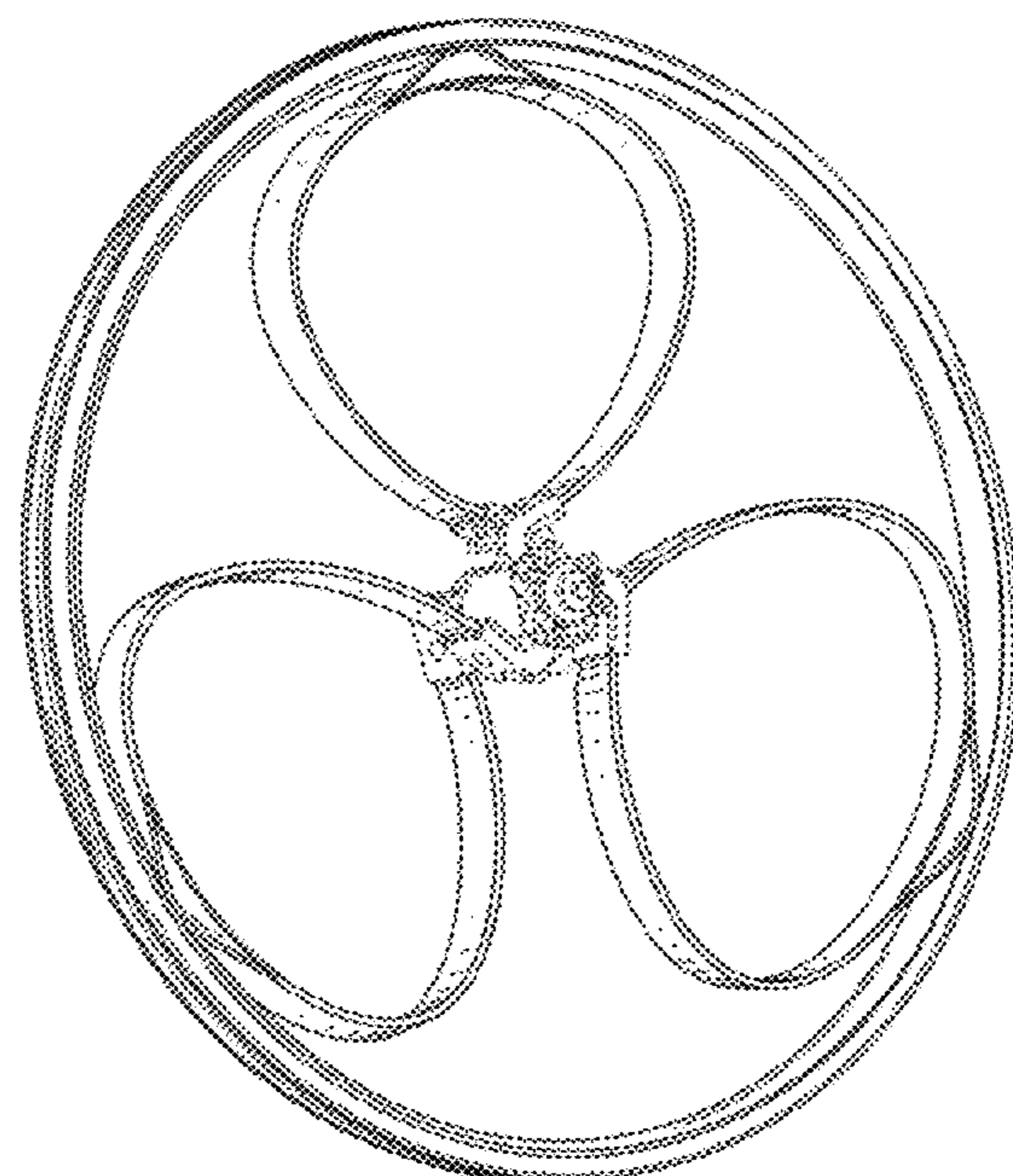

FIG. 2 is a side view of the wheel shown in FIG. 1;

FIG. 3 is a back view of the wheel shown in FIG. 1;

FIG. 4 is a perspective view of the wheel shown in FIG. 1; and,

FIG. 5 is a perspective view of the wheel shown in FIG. 3.

1 Claim, 5 Drawing Sheets






FIG. 1

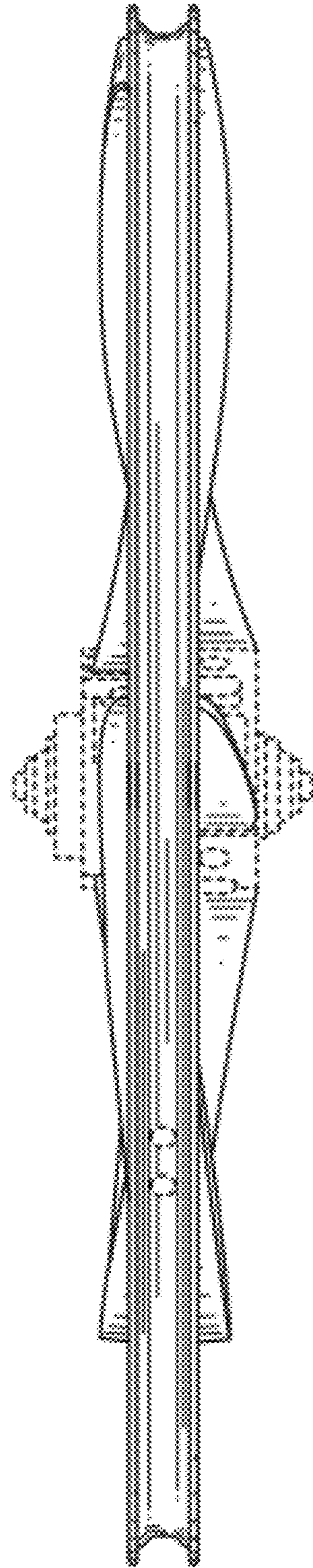


FIG. 2




FIG. 3

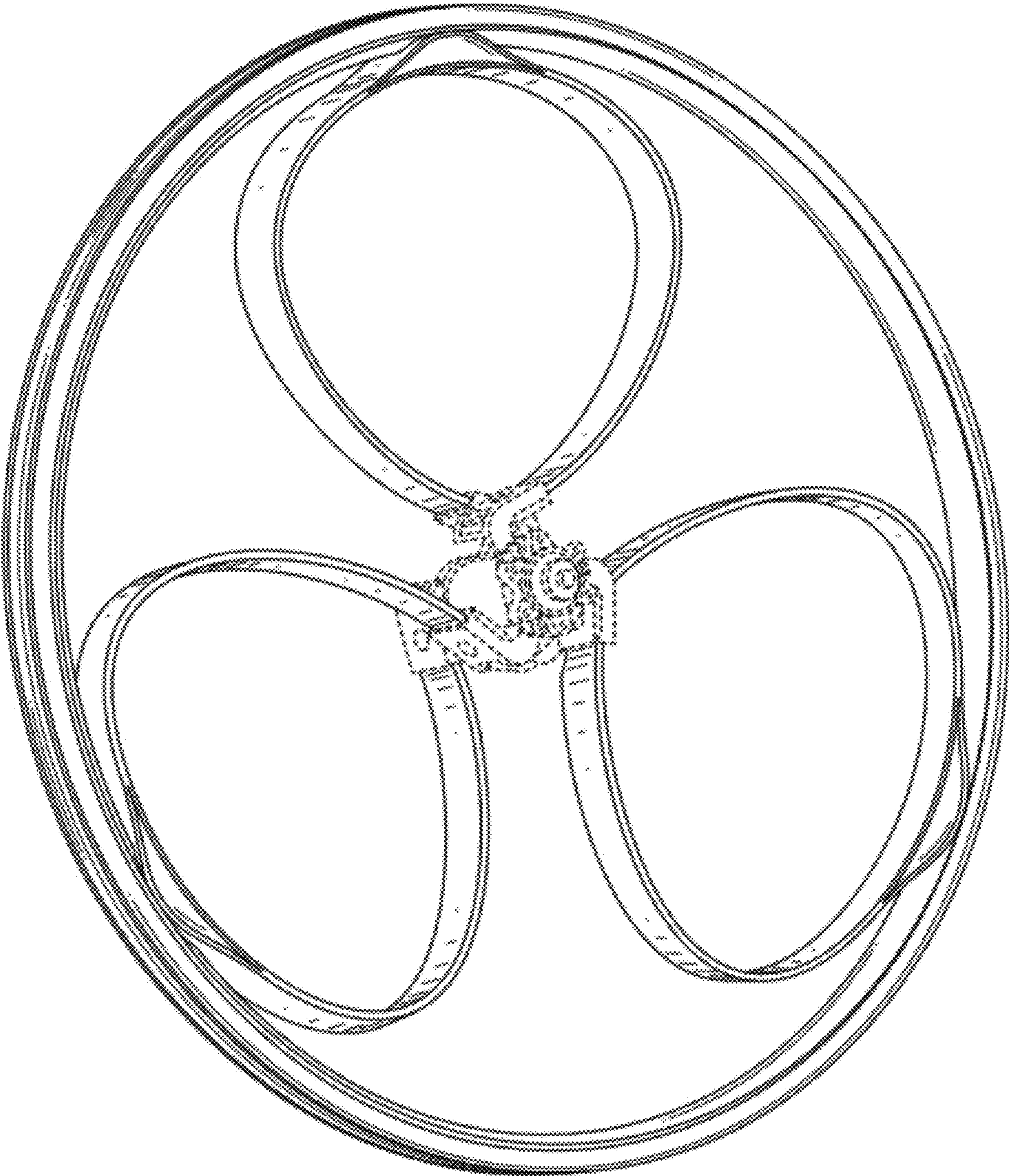


FIG. 4

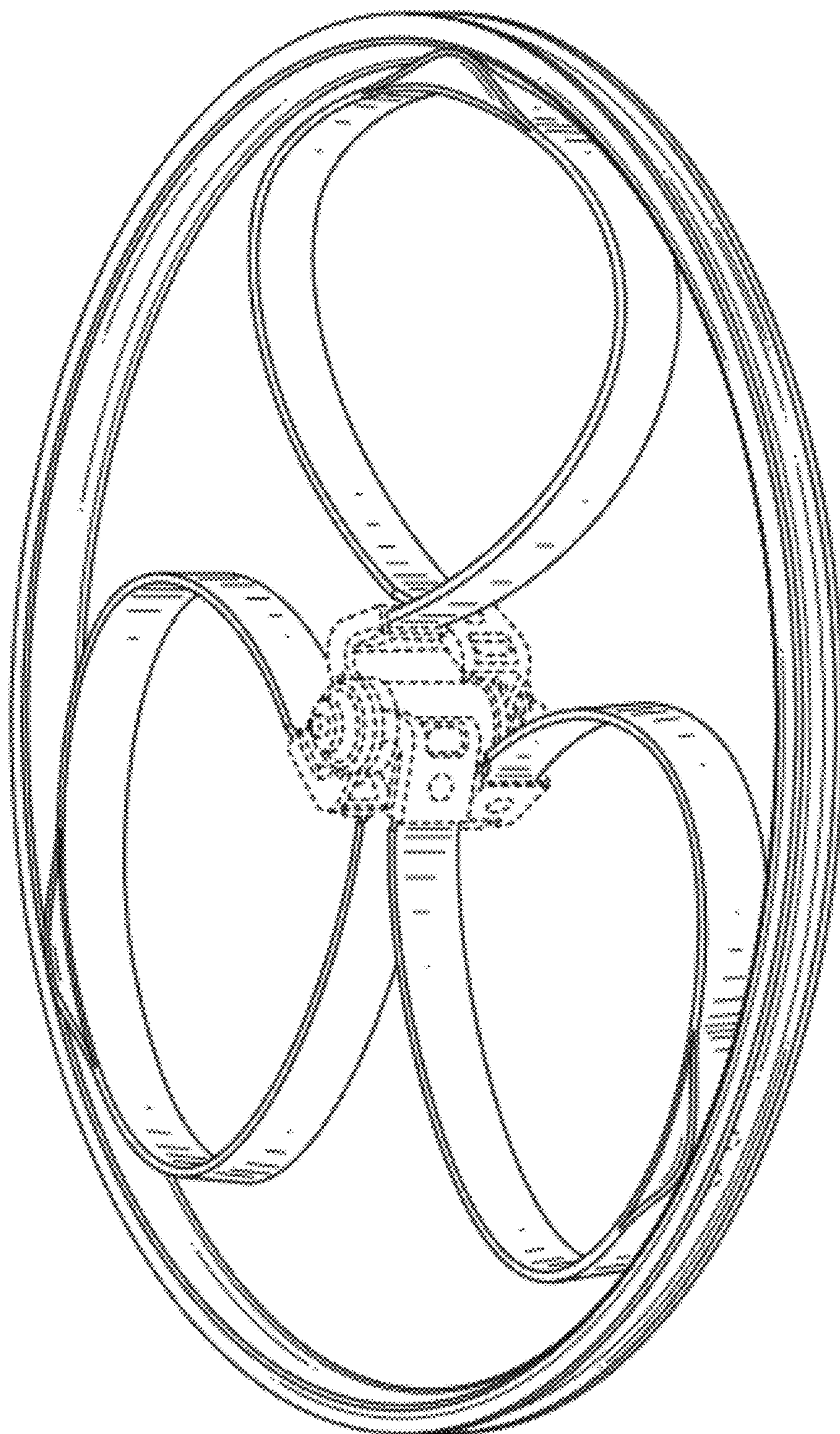


FIG. 5