

US00D675535S

(12) **United States Design Patent**
Nomura et al.

(10) **Patent No.:** **US D675,535 S**

(45) **Date of Patent:** **** Feb. 5, 2013**

(54) **CONTAINER**

(75) Inventors: **Michiko Nomura**, Tokyo (JP); **Hideo Shimazaki**, Tokyo (JP); **Shuuichi Kanegae**, Tokyo (JP); **Masaru Henmi**, Tokyo (JP); **Reiko Yanagihara**, Tokyo (JP); **Shuuji Kitamura**, Tokyo (JP); **Takashi Kanome**, Tokyo (JP); **Ichiro Tokudome**, Tokyo (JP); **Kazushige Oue**, Tokyo (JP); **Shigeru Tomiyama**, Tokyo (JP); **Keita Tanaka**, Tokyo (JP)

(73) Assignee: **Calpis Co., Ltd.**, Tokyo (JP)

(**) Term: **14 Years**

(21) Appl. No.: **29/388,784**

(22) Filed: **Apr. 1, 2011**

(30) **Foreign Application Priority Data**

Oct. 8, 2010 (JP) 2010-024262

(51) **LOC (9) Cl.** **09-01**

(52) **U.S. Cl.** **D9/552**; D9/538; D9/539; D9/558; D9/559; D9/571

(58) **Field of Classification Search** D9/767, D9/772-775, 516, 529, 537-540, 549, 552, D9/556, 558, 565; 215/381-385

See application file for complete search history.

(56) **References Cited**

U.S. PATENT DOCUMENTS

| | | | | |
|--------------|---------|----------------|-------|----------|
| D82,578 S * | 11/1930 | Oblander | | D9/571 |
| D127,918 S * | 6/1941 | Wilson | | D9/556 |
| D152,962 S * | 3/1949 | Guerin | | D9/546 |
| D178,917 S * | 10/1956 | England et al. | | D9/539 |
| D256,332 S * | 8/1980 | Messina | | D9/545 |
| D303,086 S * | 8/1989 | Rothfos | | D9/529 |
| D326,411 S * | 5/1992 | Wefler | | D9/552 |
| D358,547 S * | 5/1995 | Darr | | D9/552 X |
| D376,035 S * | 11/1996 | Boucheron | | D9/552 X |
| D380,356 S * | 7/1997 | Husted | | D7/679 |
| D406,065 S * | 2/1999 | Cheng | | D9/552 |
| D412,281 S | 7/1999 | Lindsay et al. | | |

| | | | | |
|----------------|---------|----------------|-------|-----------|
| D437,233 S * | 2/2001 | Gibert | | D9/556 |
| D548,095 S * | 8/2007 | McGuinness | | D9/529 |
| D551,986 S * | 10/2007 | Rubin et al. | | D9/552 |
| D556,590 S * | 12/2007 | Dorn et al. | | D9/550 |
| D581,803 S * | 12/2008 | Lepoitevin | | D9/556 |
| 7,467,725 B2 * | 12/2008 | Tanaka et al. | | 215/382 X |
| D594,344 S * | 6/2009 | Walsh et al. | | D9/565 X |
| D599,672 S * | 9/2009 | Carlson et al. | | D9/565 X |
| D620,367 S * | 7/2010 | Leslie et al. | | D9/529 |

FOREIGN PATENT DOCUMENTS

| | | |
|----|------------|---------|
| JP | D1189643 | 11/2003 |
| JP | D1278135 | 8/2006 |
| JP | D1282101 | 9/2006 |
| JP | D1299073 | 4/2007 |
| JP | D1301951 | 5/2007 |
| JP | D1316189 S | 12/2007 |
| TW | D124363 | 8/2008 |

OTHER PUBLICATIONS

Co-pending U.S. Appl. No. 29/402,667, Inventors Nomura et al., filed Sep. 26, 2011.

* cited by examiner

Primary Examiner — Carol P Rademaker

(74) *Attorney, Agent, or Firm* — Sterne, Kessler, Goldstein & Fox P.L.L.C.

(57) **CLAIM**

The ornamental design for a container, as shown and described.

DESCRIPTION

FIG. 1 is a front elevational view of a container showing our new design;

FIG. 2 is a rear elevational view thereof;

FIG. 3 is a left side elevational view thereof;

FIG. 4 is a right side elevational view thereof;

FIG. 5 is a top plan view thereof; and,

FIG. 6 is a top, front perspective thereof.

The broken lines shown in the drawing views are included for the purpose of illustrating environmental structure of the container and form no part of the claimed design.

1 Claim, 2 Drawing Sheets

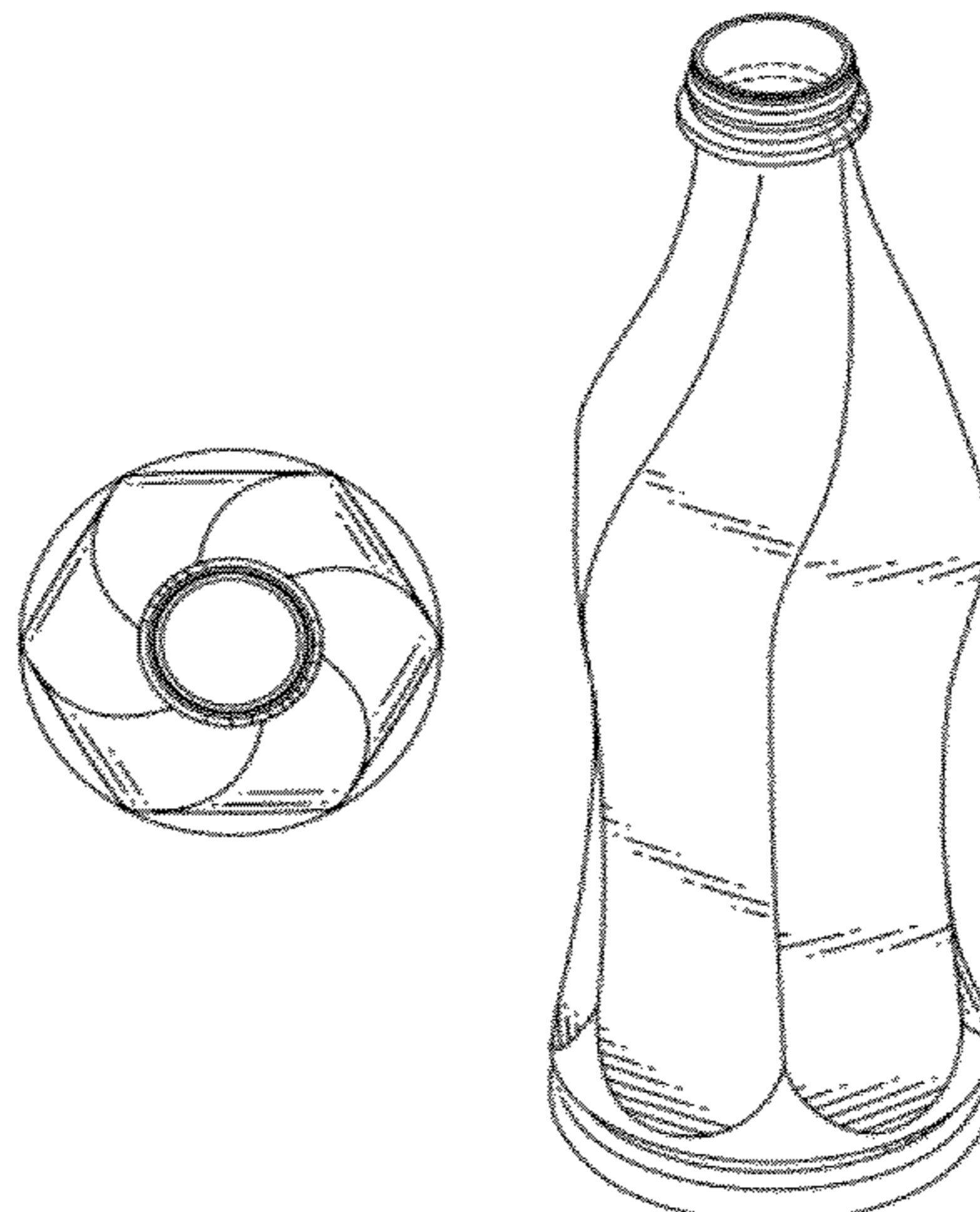


FIG. 1

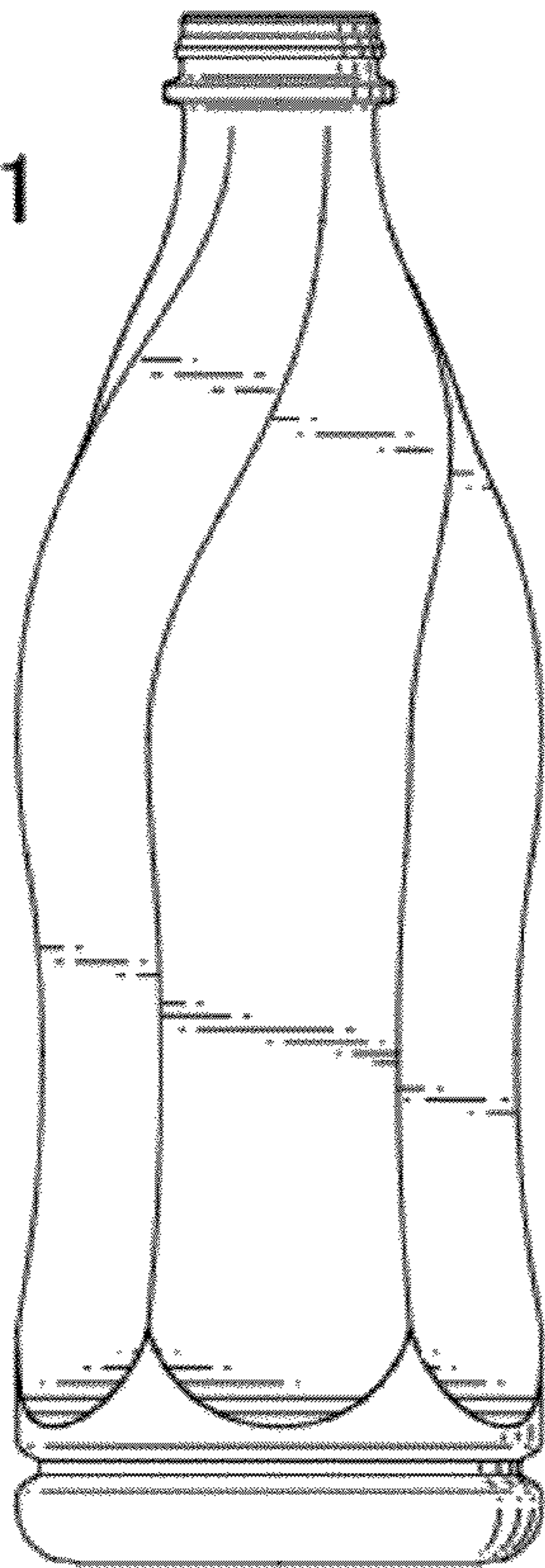


FIG. 2

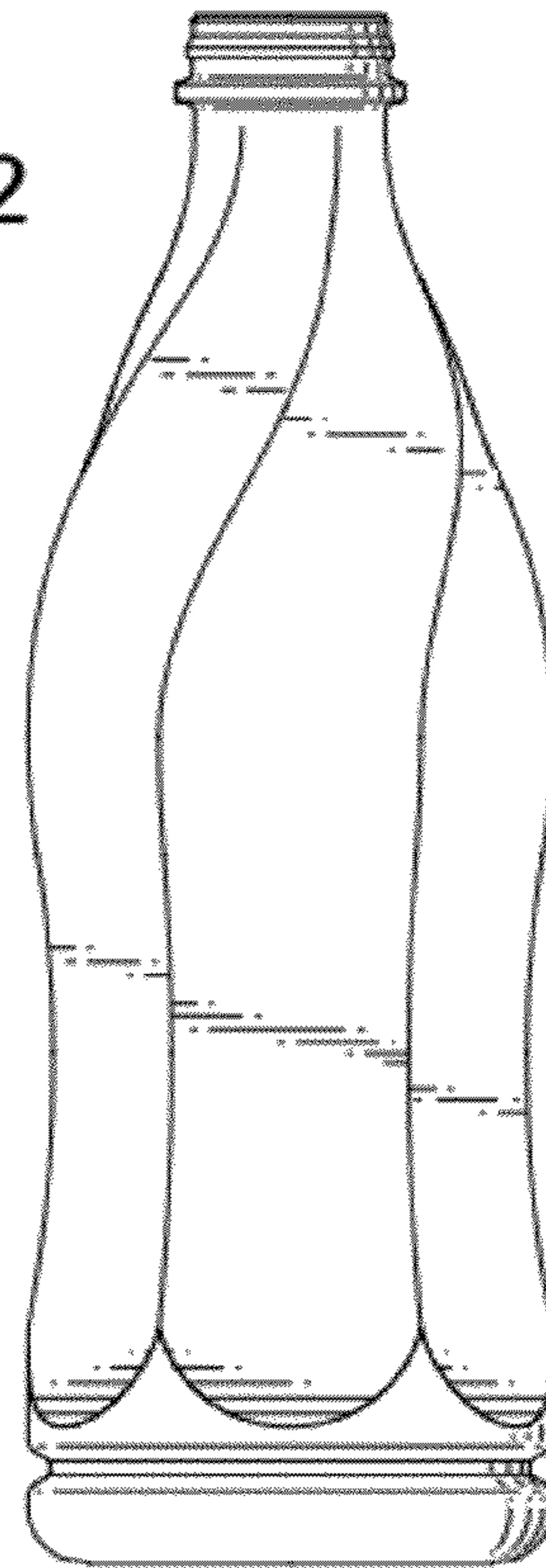


FIG. 3

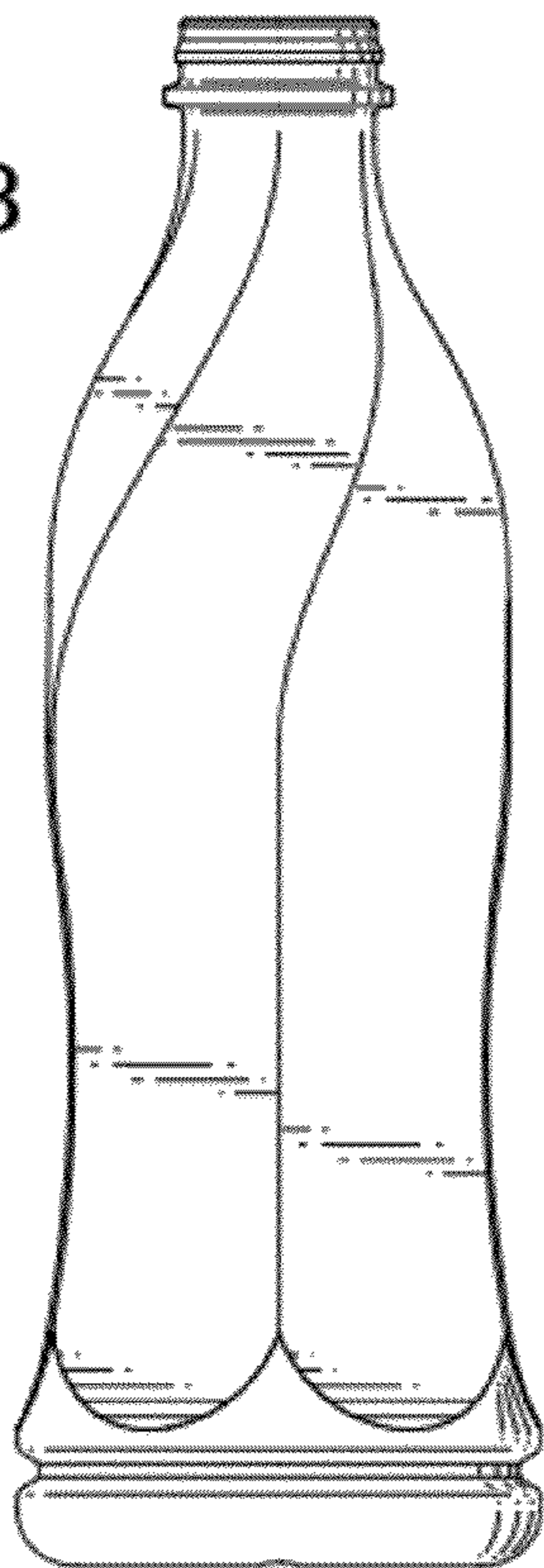


FIG. 4

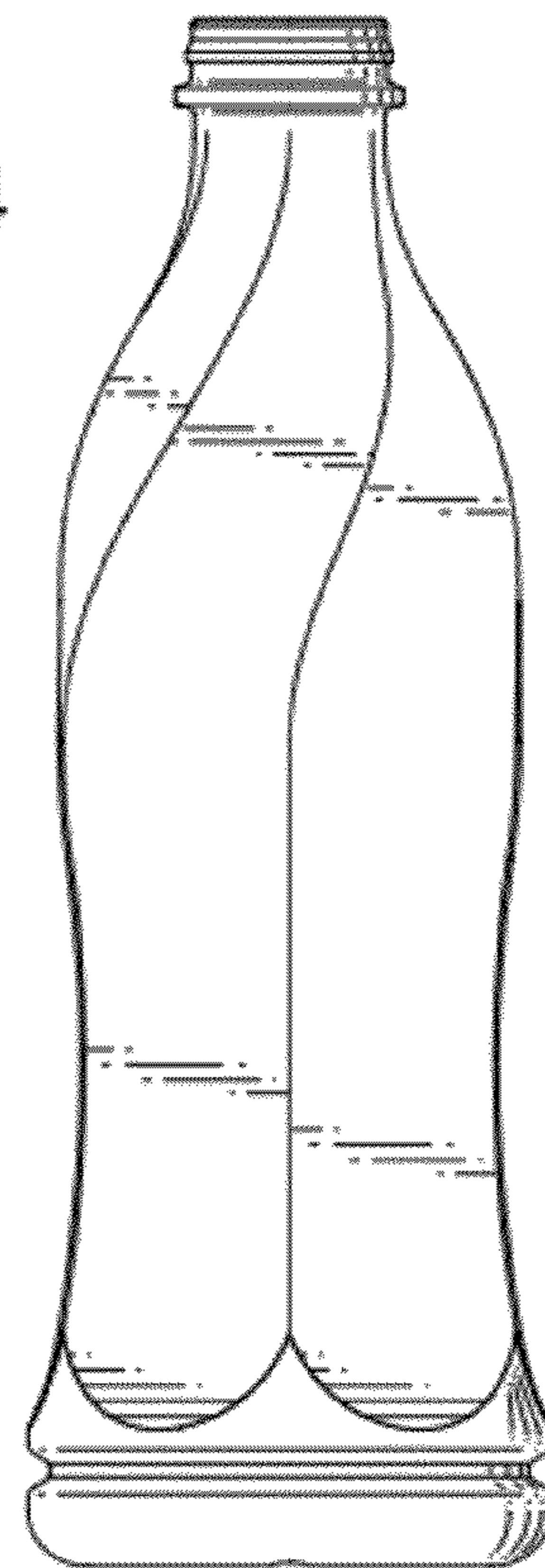


FIG. 5

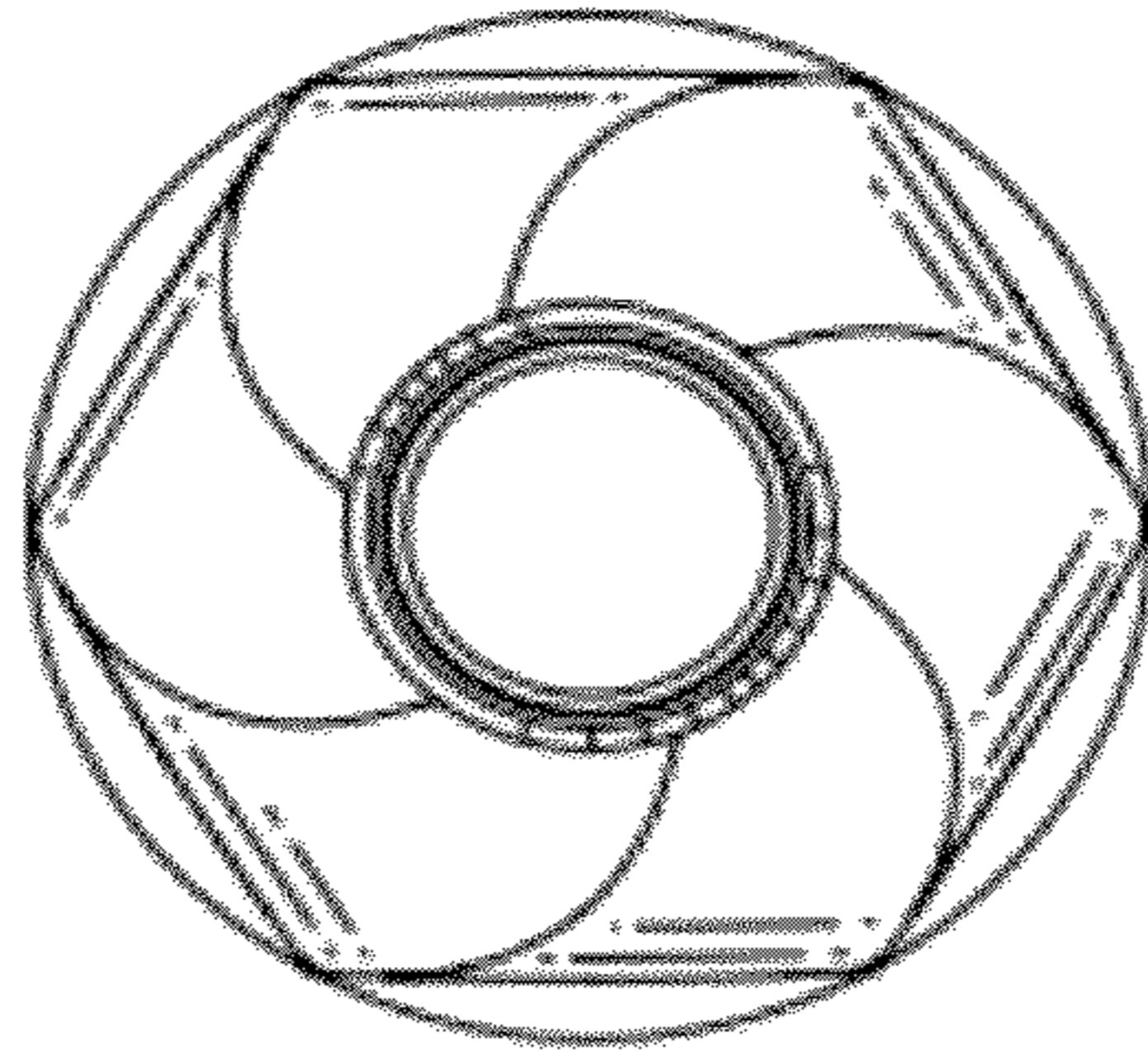


FIG. 6

