



US00D675526S

(12) **United States Design Patent**  
**Obrist**

(10) **Patent No.:** **US D675,526 S**

(45) **Date of Patent:** **\*\* Feb. 5, 2013**

(54) **SCREW CAP**

(75) Inventor: **Manfred Obrist**, Lustenau (AT)

(73) Assignee: **Sulzer Mixpac AG**, Haag (CH)

(\*\*) Term: **14 Years**

(21) Appl. No.: **29/394,878**

(22) Filed: **Jun. 22, 2011**

(30) **Foreign Application Priority Data**

Dec. 22, 2010 (EM) ..... 001253207

(51) **LOC (9) Cl.** ..... **09-07**

(52) **U.S. Cl.** ..... **D9/453; D9/454**

(58) **Field of Classification Search** ..... D9/454,  
D9/453, 452, 449, 447, 446, 445, 443, 435,  
D9/434; D7/392.1; 215/365, 333, 252, 250,  
215/228, 200; 220/288, 270, 257.2, 254.3,  
220/277

See application file for complete search history.

(56) **References Cited**

**U.S. PATENT DOCUMENTS**

D124,384 S \* 12/1940 Erlich ..... D9/453  
D198,953 S \* 8/1964 Quintal ..... D9/453

D354,914 S \* 1/1995 Newman ..... D9/503  
D457,432 S \* 5/2002 Peabody ..... D9/453  
D461,127 S \* 8/2002 Peabody ..... D9/453  
D542,133 S \* 5/2007 Haber et al. .... D9/453  
D612,731 S \* 3/2010 Bragg ..... D9/453  
D631,351 S \* 1/2011 Coon ..... D9/453  
D638,707 S \* 5/2011 Stoffers et al. .... D9/453

\* cited by examiner

*Primary Examiner* — Susan Bennett Hattan

(74) *Attorney, Agent, or Firm* — K&L Gates LLP

(57) **CLAIM**

The ornamental design for a screw cap, as shown and described.

**DESCRIPTION**

FIG. 1 illustrates a front perspective view of the screw cap showing my new design;  
FIG. 2 illustrates a top elevation view thereof;  
FIG. 3 illustrates a front elevation view thereof;  
FIG. 4 illustrates a right side elevation view thereof;  
FIG. 5 illustrates a back elevation view thereof;  
FIG. 6 illustrates a left side elevation view thereof; and,  
FIG. 7 illustrates a bottom elevation view thereof.

The broken lines in the drawings depict environmental subject matter only and form no part of the claimed design.

**1 Claim, 4 Drawing Sheets**

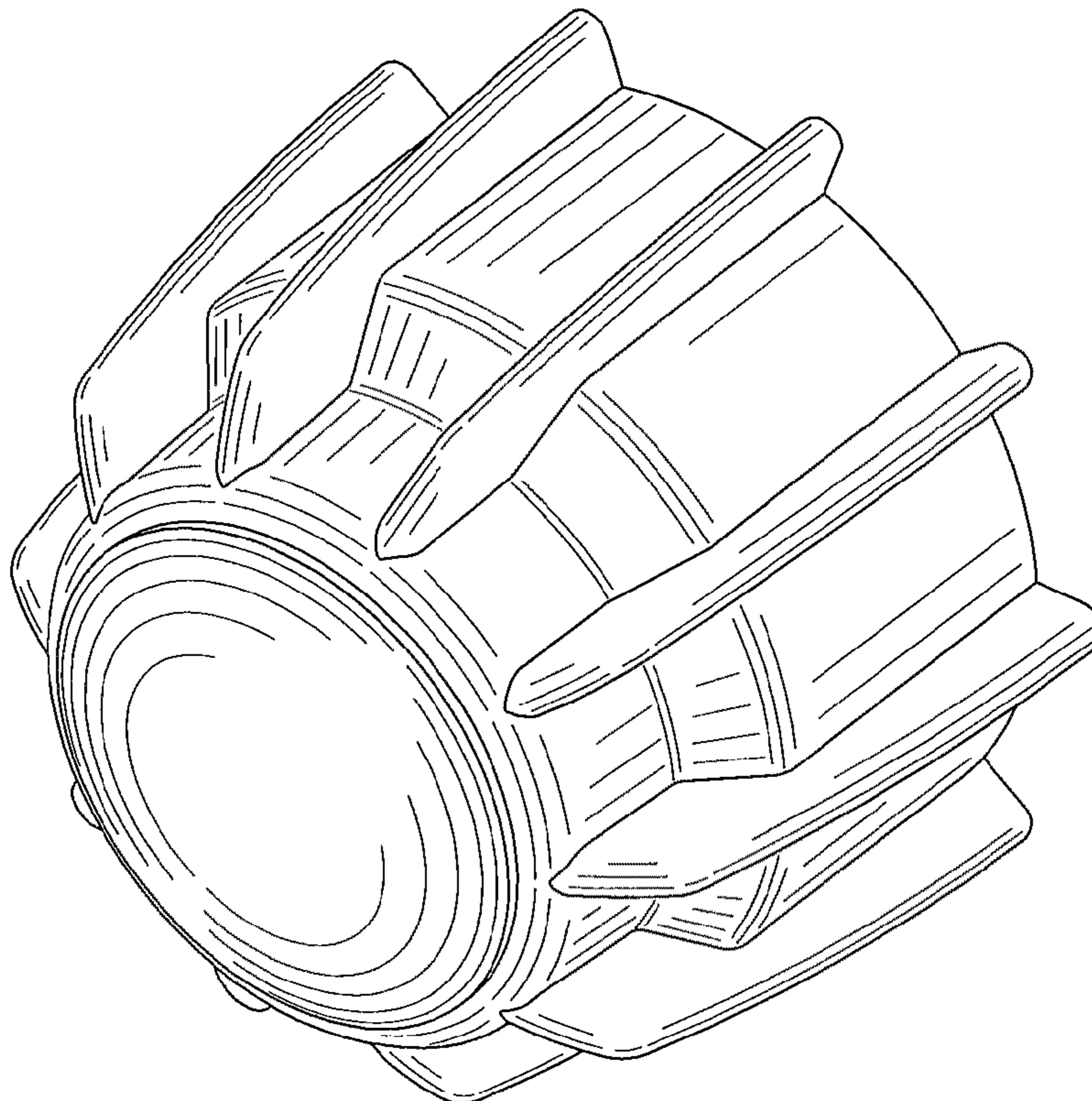


FIG. 1

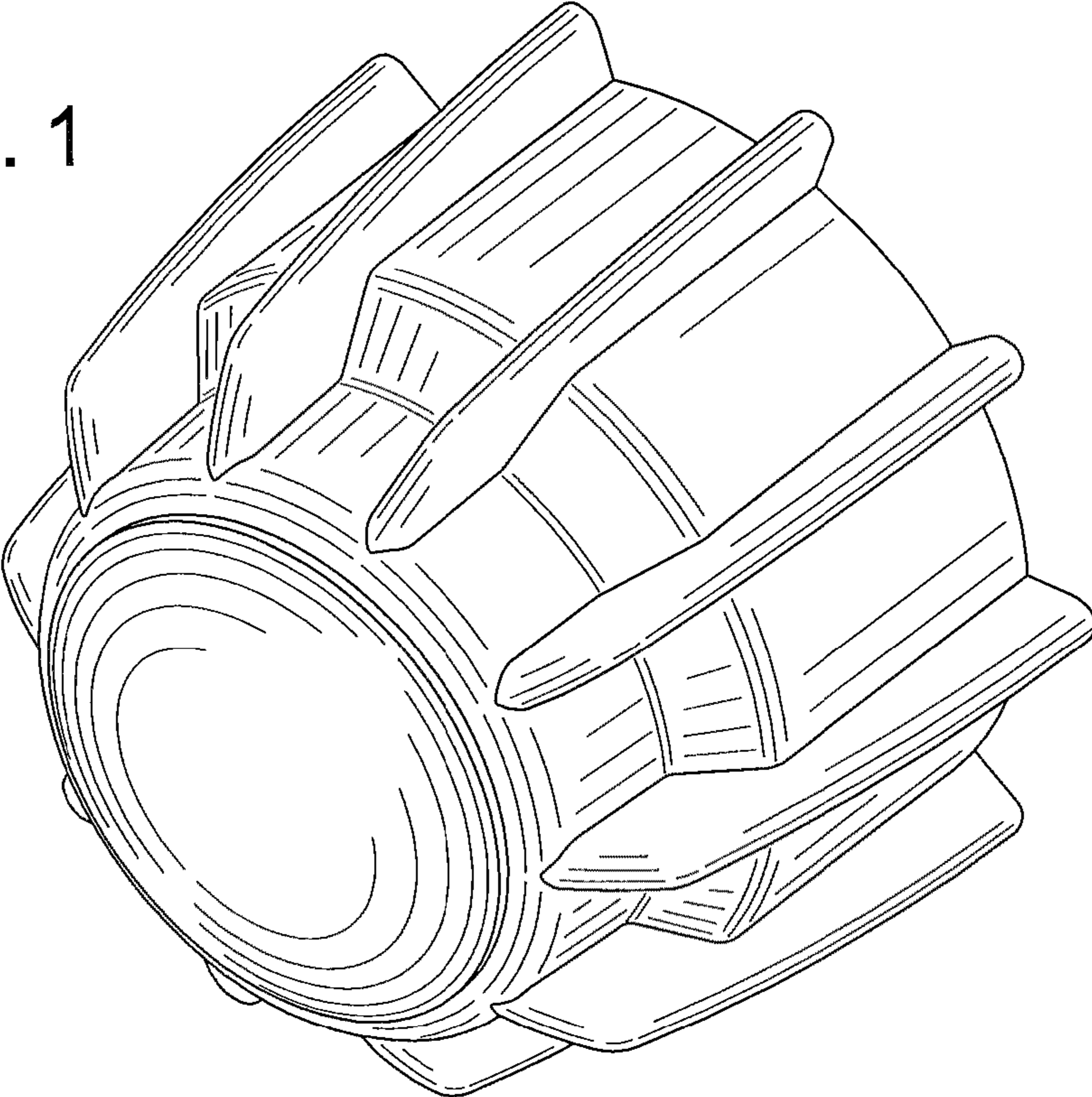


FIG. 2

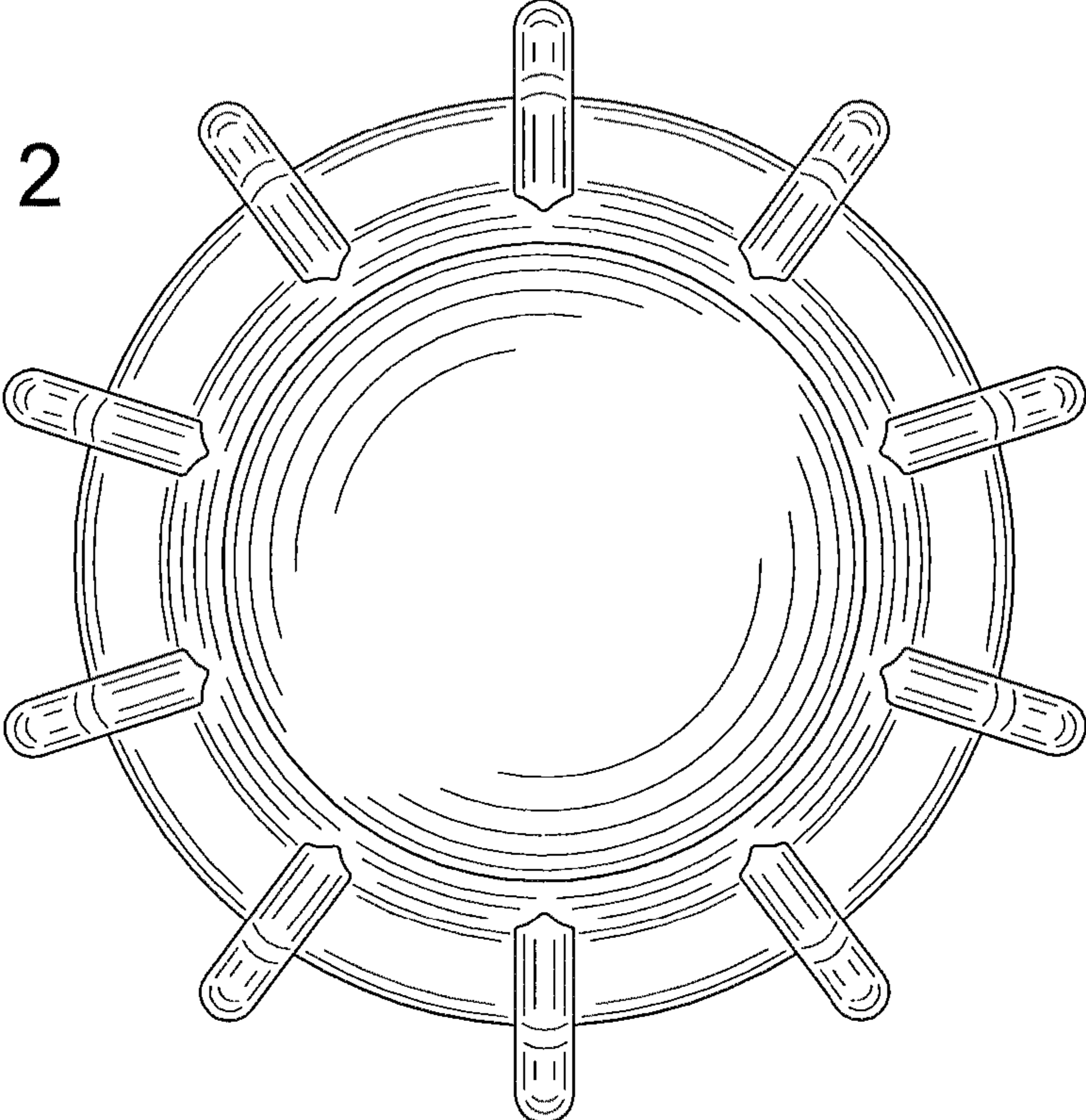


FIG. 3




FIG. 4




FIG. 5




FIG. 6




FIG. 7

