



US00D675494S

(12) **United States Design Patent**
Beem

(10) **Patent No.:** **US D675,494 S**

(45) **Date of Patent:** **** *Feb. 5, 2013**

(54) **POST POUNDER**

(76) Inventor: **Mark V Beem**, Lake City, MI (US)

(*) Notice: This patent is subject to a terminal disclaimer.

(**) Term: **14 Years**

(21) Appl. No.: **29/367,011**

(22) Filed: **Aug. 2, 2010**

(51) **LOC (9) Cl.** **08-05**

(52) **U.S. Cl.** **D8/14; D8/75**

(58) **Field of Classification Search** D8/14,
D8/75, 499; D25/126; 81/20, 27; 173/1,
173/30, 90-91; 254/26 R, 104; 256/1
See application file for complete search history.

(56) **References Cited**

U.S. PATENT DOCUMENTS

1,646,039	A *	10/1927	Murton	173/126
1,859,398	A *	5/1932	Judd	173/118
2,067,890	A *	1/1937	Collord	405/244
2,086,213	A *	7/1937	Collord	405/244
2,098,146	A *	11/1937	Hunt	173/126
2,225,765	A *	12/1940	Brice	173/126
2,282,049	A *	5/1942	Haggart, Jr.	405/244
2,690,055	A *	9/1954	Lundgren et al.	405/232
2,998,087	A *	8/1961	Iddings	173/102
3,115,199	A *	12/1963	Linabery	173/126
3,313,356	A *	4/1967	Clevenger	173/91
D210,805	S *	4/1968	Hauk	D8/67
3,519,234	A *	7/1970	Matson	248/156
3,712,389	A *	1/1973	Smoak	173/126
D272,798	S *	2/1984	York	D8/1
D305,718	S *	1/1990	Ashcraft	D8/14
5,020,605	A *	6/1991	Leishman	173/1
5,029,651	A *	7/1991	Ubbink	175/19
5,042,591	A *	8/1991	Hull	173/91
5,067,237	A *	11/1991	Holder	30/1
5,097,912	A *	3/1992	Bowers	173/90
5,495,878	A *	3/1996	McKenen, Jr.	144/195.5
D374,725	S *	10/1996	Conigliaro	D25/126
D376,745	S *	12/1996	Scott	D8/75
D447,822	S *	9/2001	Dionne et al.	D25/126

D462,588	S *	9/2002	Kisby	D8/14
7,111,690	B2 *	9/2006	Kleinert	173/90
D577,554	S *	9/2008	Geisler	D8/14
D587,548	S *	3/2009	O'Toole	D8/75
7,832,497	B2 *	11/2010	Wilson	173/90
7,980,323	B2 *	7/2011	Wilson	173/162.1
2007/0181320	A1 *	8/2007	Mason	173/90
2009/0178818	A1 *	7/2009	McNeill	173/90

OTHER PUBLICATIONS

<http://www.beemfence.com/fence-equipment-tpp.html>. Downloaded Dec. 4, 2011.*

* cited by examiner

Primary Examiner — Philip S Hyder

Assistant Examiner — Roselynn Cody

(74) *Attorney, Agent, or Firm* — James E Bartek

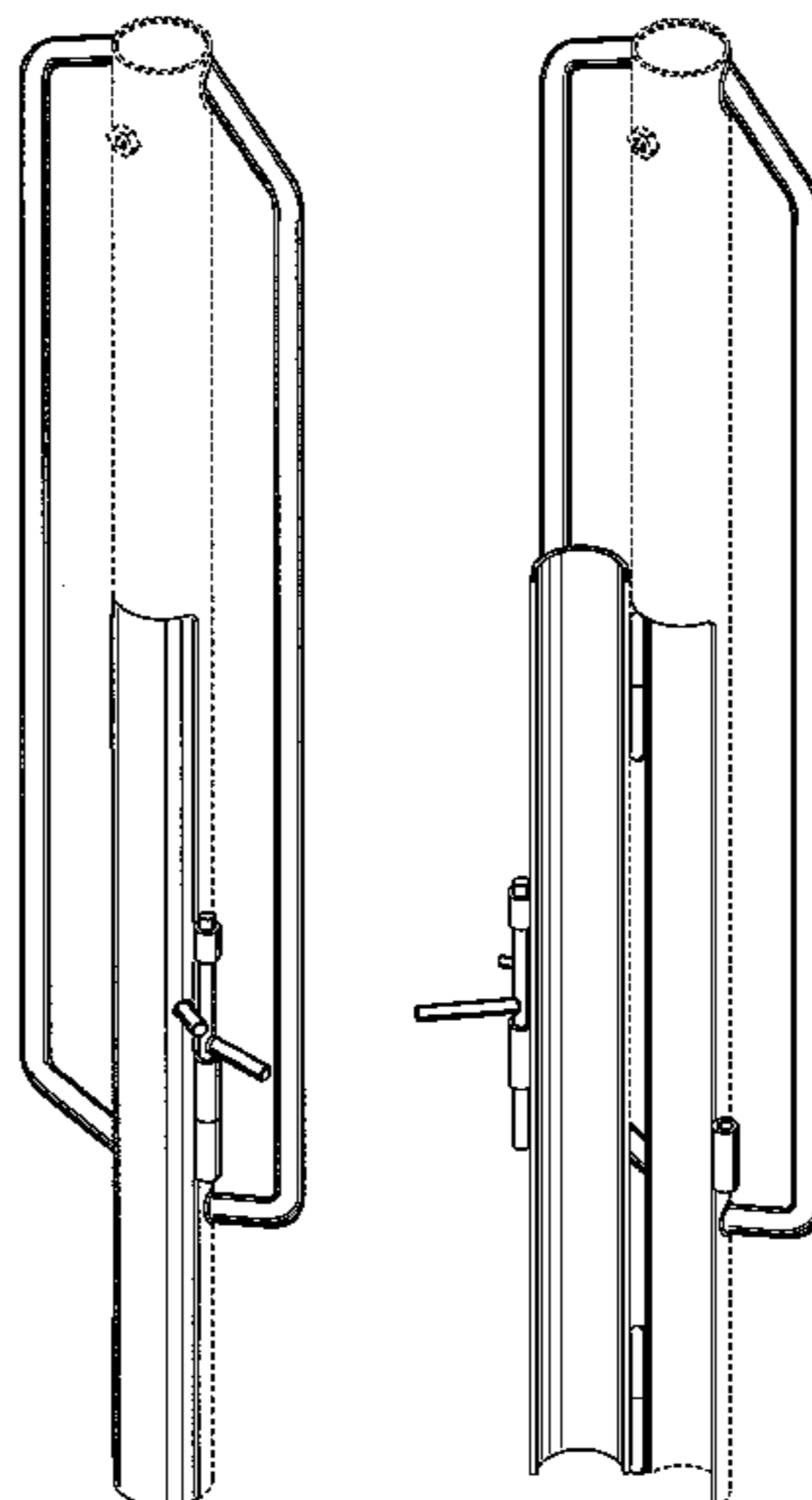
(57) **CLAIM**

The ornamental design for a post pounder, as shown and described.

DESCRIPTION

FIG. 1 is a front left perspective view of a post pounder showing my new design with the door closed;
 FIG. 2 is a front elevation view thereof;
 FIG. 3 is a back elevation view thereof;
 FIG. 4 is a right side elevation view thereof,
 FIG. 5 is a left side elevation view thereof;
 FIG. 6 is a top plan view thereof; and
 FIG. 7 is a bottom plan view thereof;
 FIG. 8 is a front left perspective view of a post pounder showing my new design with the door opened;
 FIG. 9 is a front elevation view thereof;
 FIG. 10 is a back elevation view thereof;
 FIG. 11 is a right side elevation view thereof;
 FIG. 12 is a left side elevation view thereof;
 FIG. 13 is a top plan view thereof; and,
 FIG. 14 is a bottom plan view thereof.
 The broken lines in the drawings illustrate portions of the post pounder that form no part of the claimed design.

1 Claim, 10 Drawing Sheets



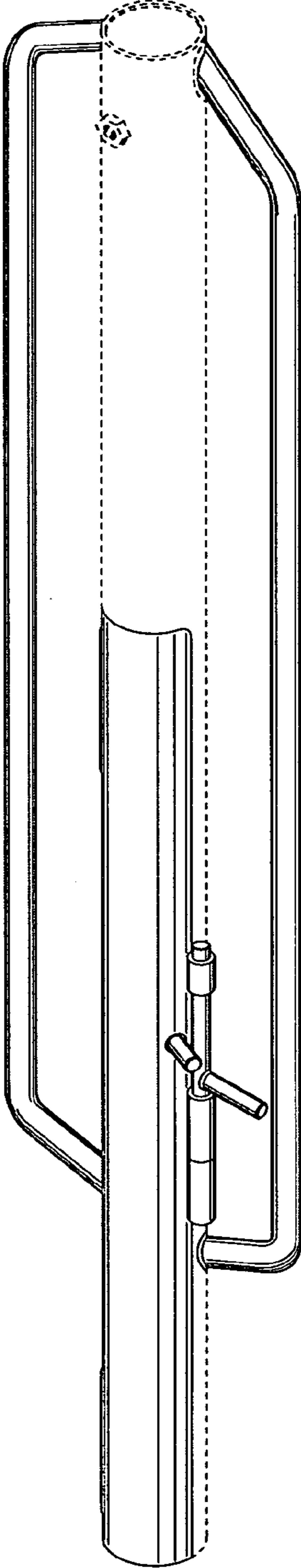


FIG. 1

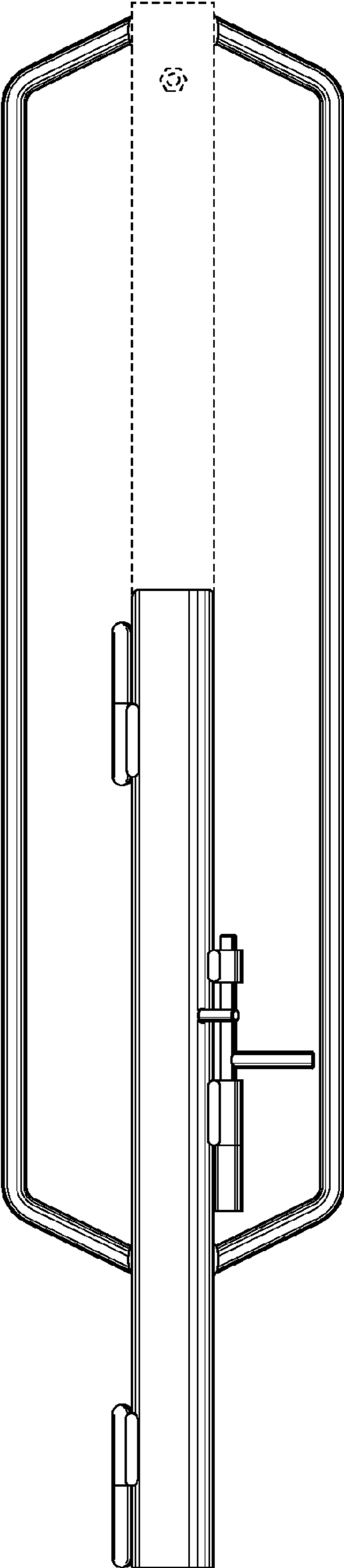


FIG. 2

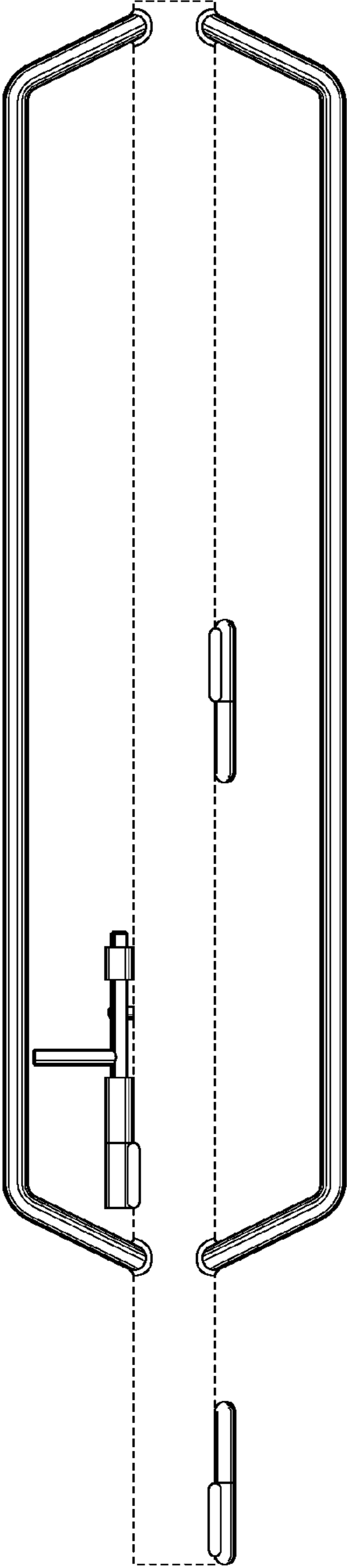


FIG. 3

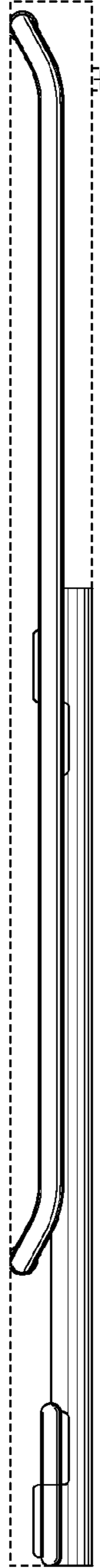


FIG. 4

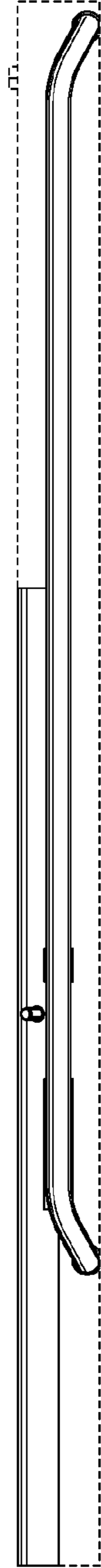


FIG. 5

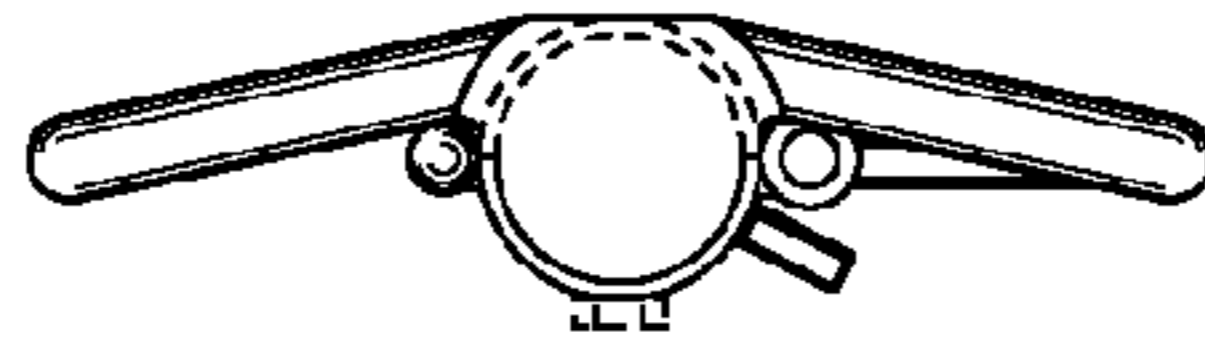


FIG. 6

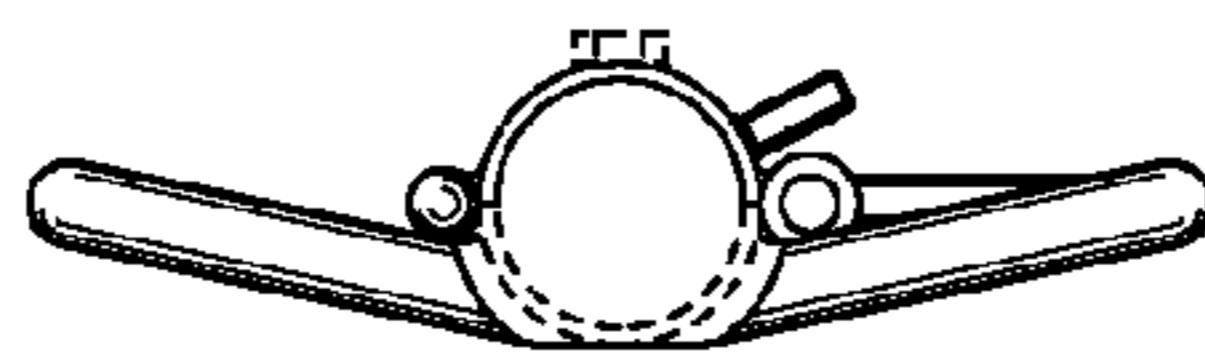


FIG. 7

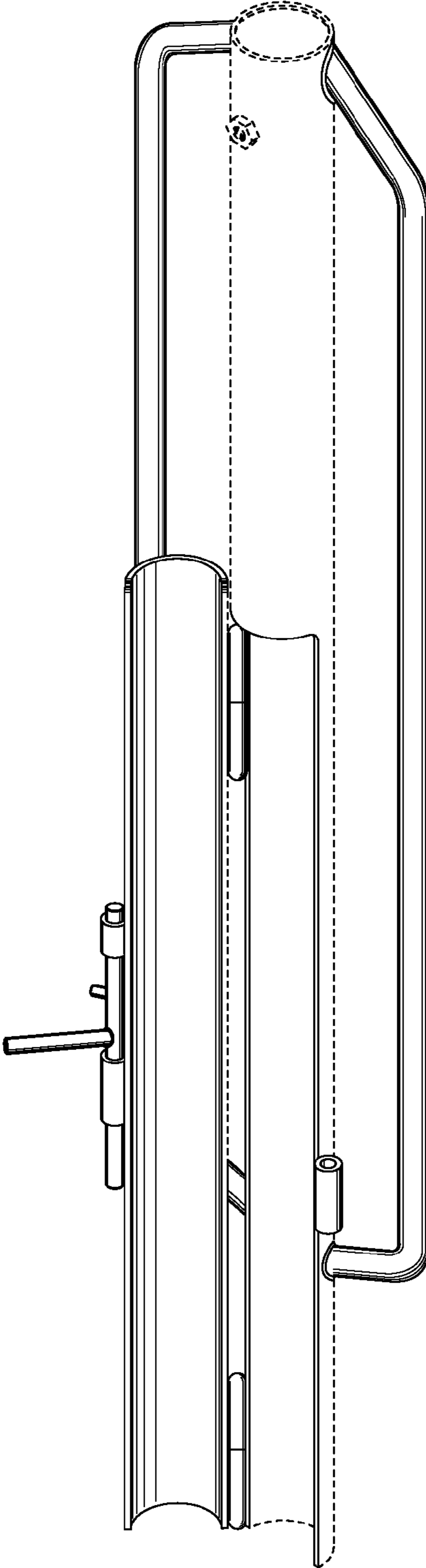


FIG. 8

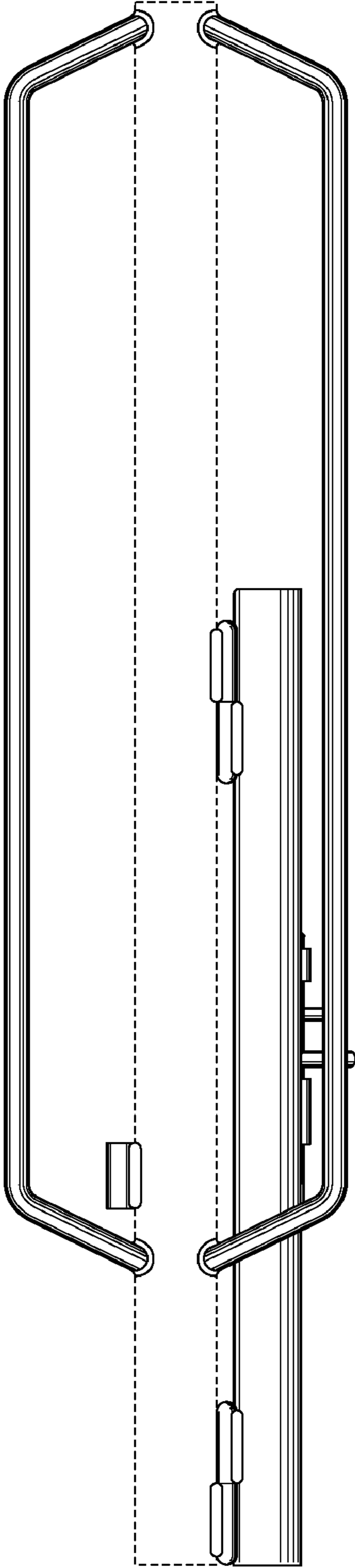


FIG. 9

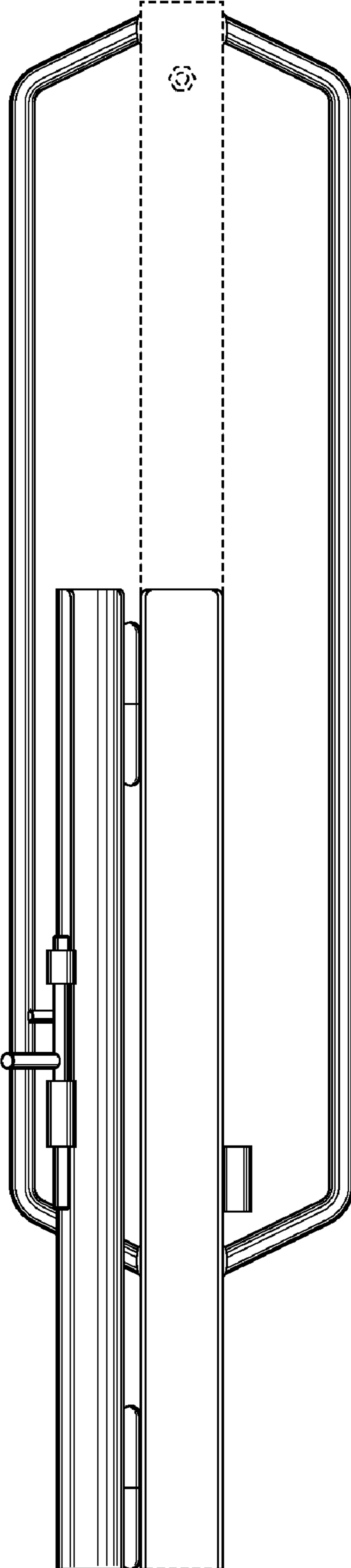


FIG. 10

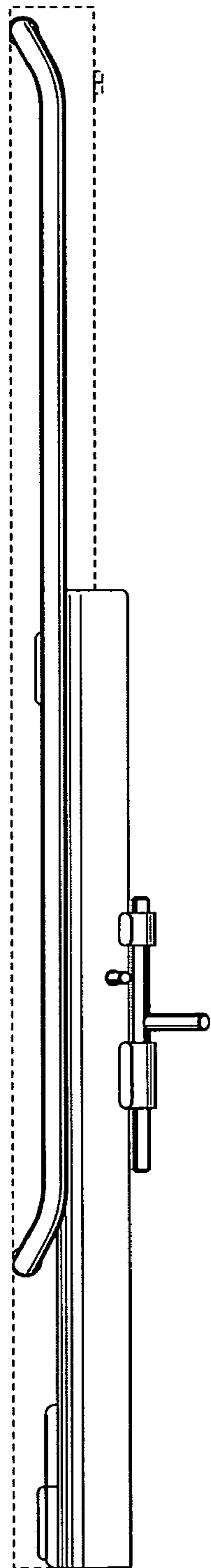


FIG. 11




FIG. 12

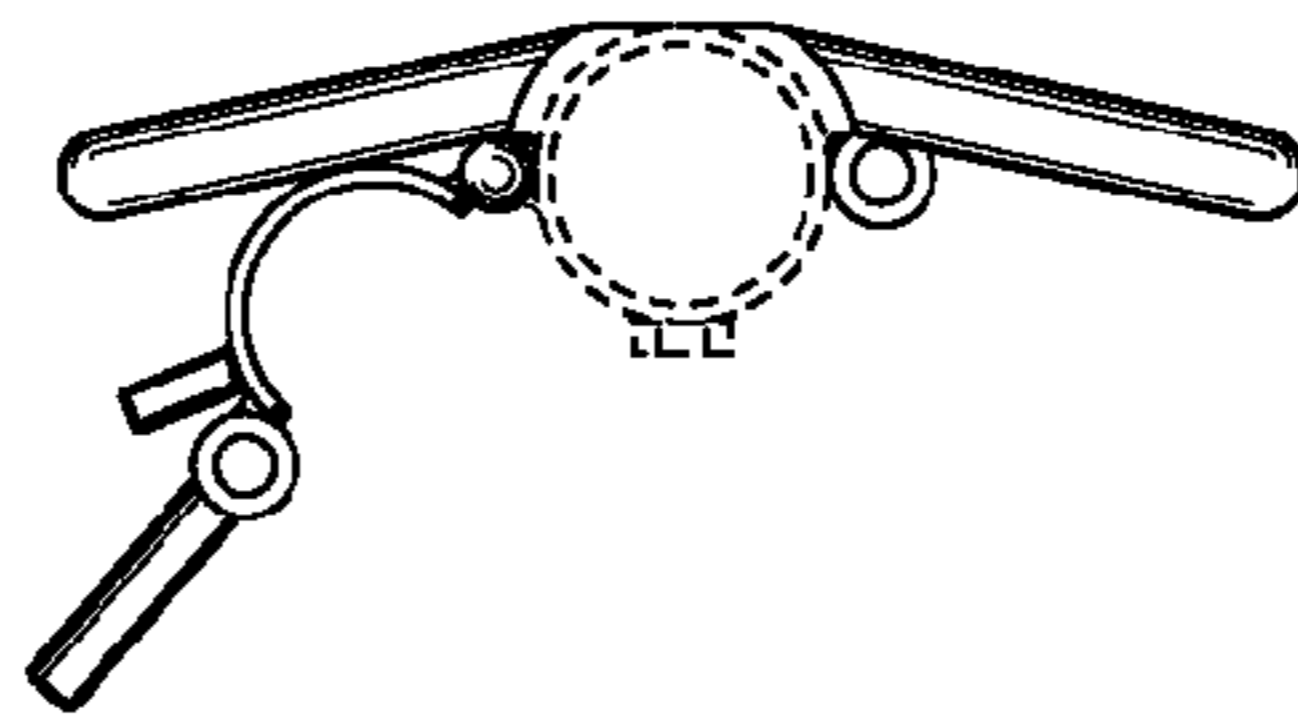


FIG. 13

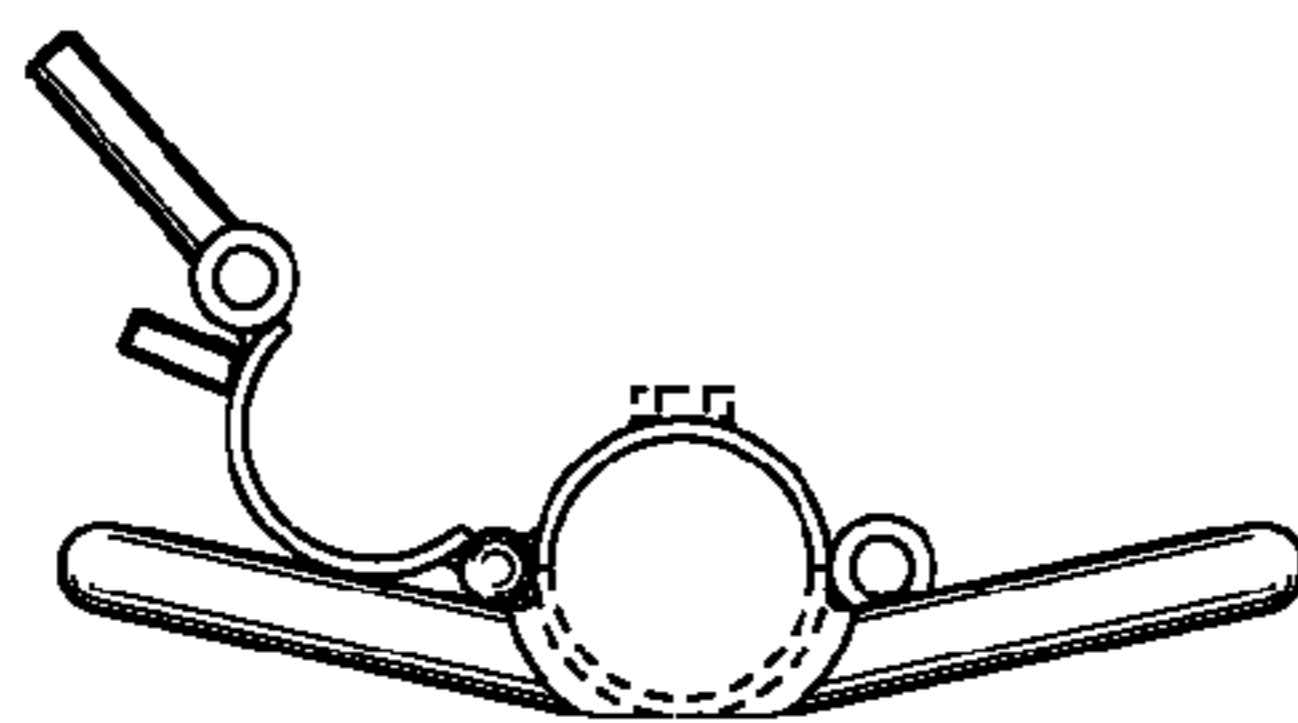


FIG. 14