



US00D675488S

(12) **United States Design Patent**  
**Prommel et al.**

(10) **Patent No.:** **US D675,488 S**

(45) **Date of Patent:** **\*\* Feb. 5, 2013**

(54) **FRUIT PREPARATION TOOL**

(75) Inventors: **Mark Prommel**, Brooklyn, NY (US);  
**Todd Brunner**, Brooklyn, NY (US);  
**Kevin O’Leary**, Brooklyn, NY (US)

(73) Assignee: **Helen of Troy Limited**, St. Michael  
(BB)

(\*\*) Term: **14 Years**

(21) Appl. No.: **29/407,610**

(22) Filed: **Nov. 30, 2011**

(51) **LOC (9) Cl.** ..... **07-04**

(52) **U.S. Cl.** ..... **D7/693**

(58) **Field of Classification Search** ..... D7/693,  
D7/672, 368, 669, 673, 649–651; 99/537–545;  
30/114, 117, 123.5, 302–305, 280, 113.1–113.3,  
30/279.4, 299; 241/272, 169, 168, 169.1,  
241/273.1–273.4, 162, 164, 285.1, 285.2,  
241/100, 159, 270, 92, 93, 95

See application file for complete search history.

(56) **References Cited**

U.S. PATENT DOCUMENTS

4,383,367	A *	5/1983	Mielnicki	.....	30/114
5,533,442	A *	7/1996	Tateno	.....	99/541
5,613,431	A *	3/1997	Tateno	.....	99/541
D488,360	S *	4/2004	Young	.....	D7/693
D488,361	S *	4/2004	Bertulis	.....	D7/693
6,796,032	B2 *	9/2004	Hornig	.....	30/114
D507,726	S *	7/2005	Holcomb et al.	.....	D7/693
7,080,454	B2 *	7/2006	Holcomb et al.	.....	30/114
D528,379	S *	9/2006	Dorion et al.	.....	D7/693
7,421,786	B2 *	9/2008	Dorion et al.	.....	30/114

\* cited by examiner

*Primary Examiner* — Terry Wallace

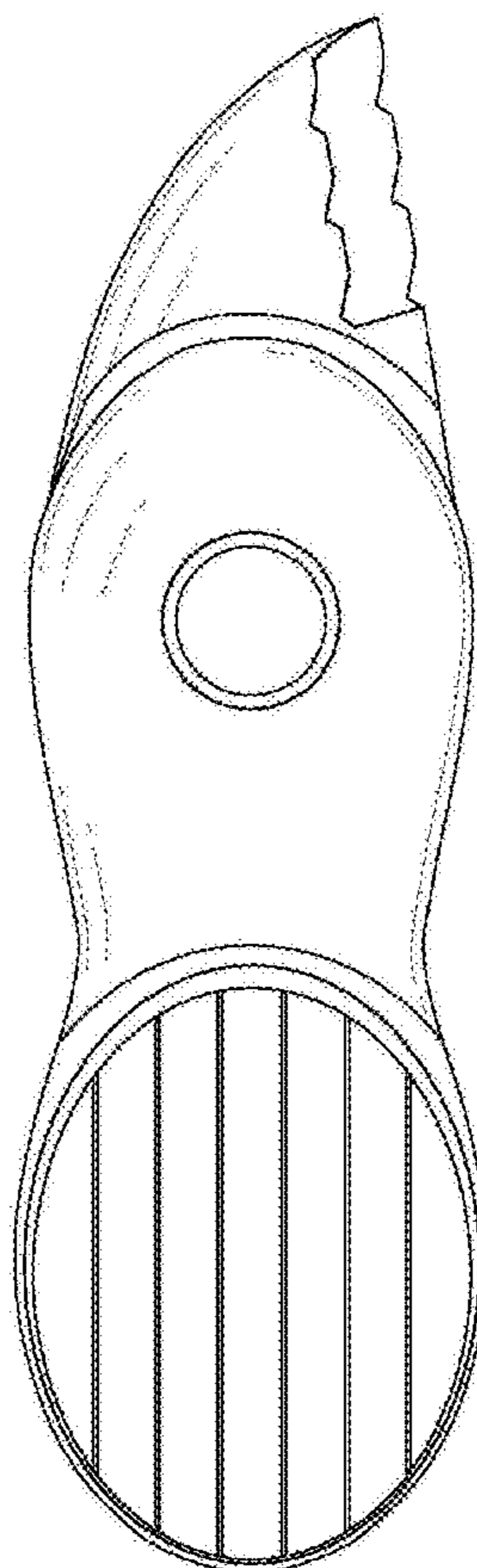
(57) **CLAIM**

The ornamental design for a fruit preparation tool, as shown, and described.

**DESCRIPTION**

FIG. 1 is a top view of the fruit preparation tool;  
FIG. 2 is a bottom view of the fruit preparation tool;  
FIG. 3 is a right side view of the fruit preparation tool;  
FIG. 4 is a left side view of the fruit preparation tool;  
FIG. 5 is a front view of the fruit preparation tool;  
FIG. 6 is a rear view of the fruit preparation tool; and,  
FIG. 7 is a perspective view of the fruit preparation tool.

**1 Claim, 7 Drawing Sheets**



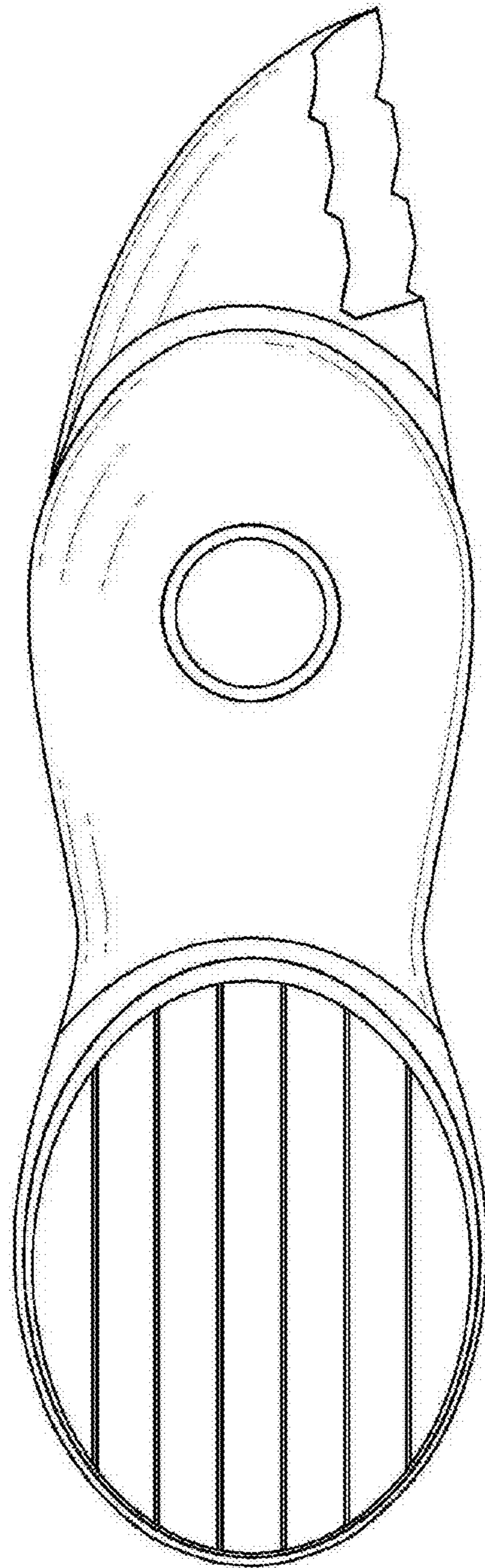


Figure 1

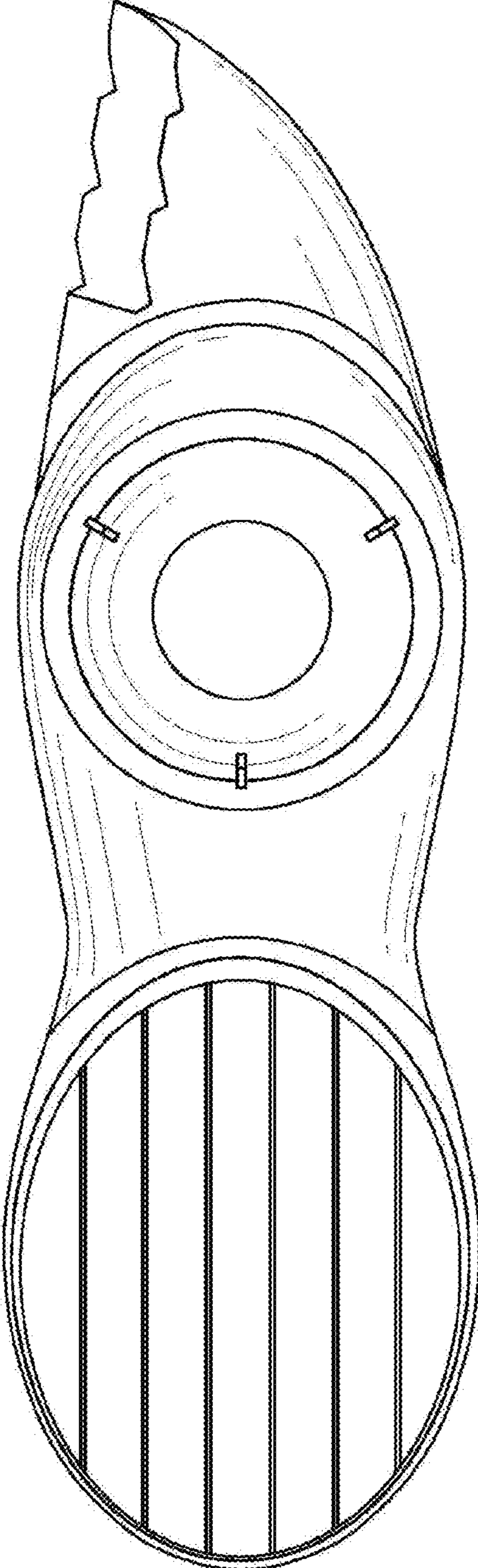


Figure 2




Figure 3

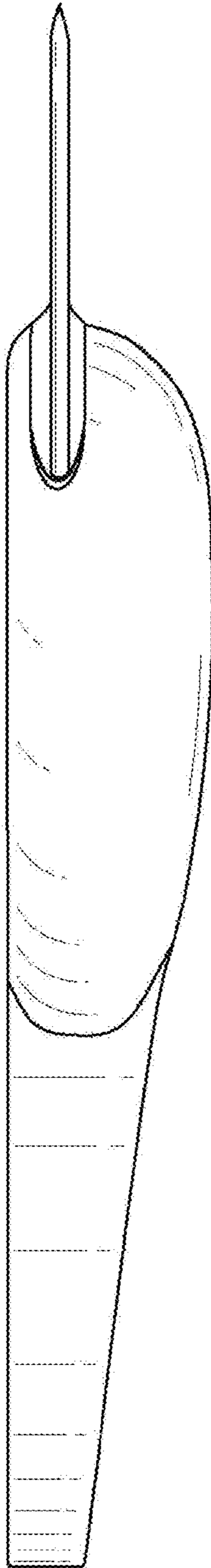


Figure 4




Figure 5

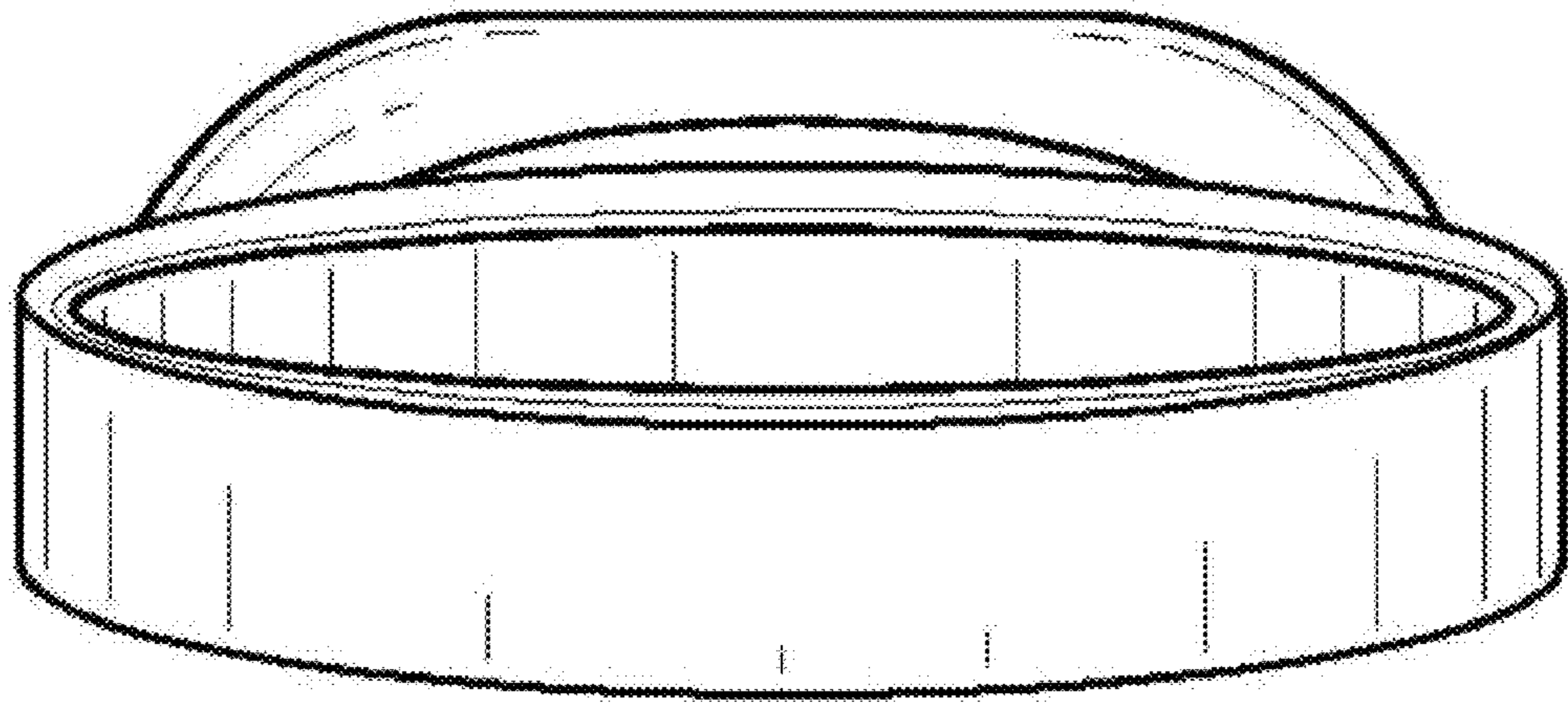


Figure 6

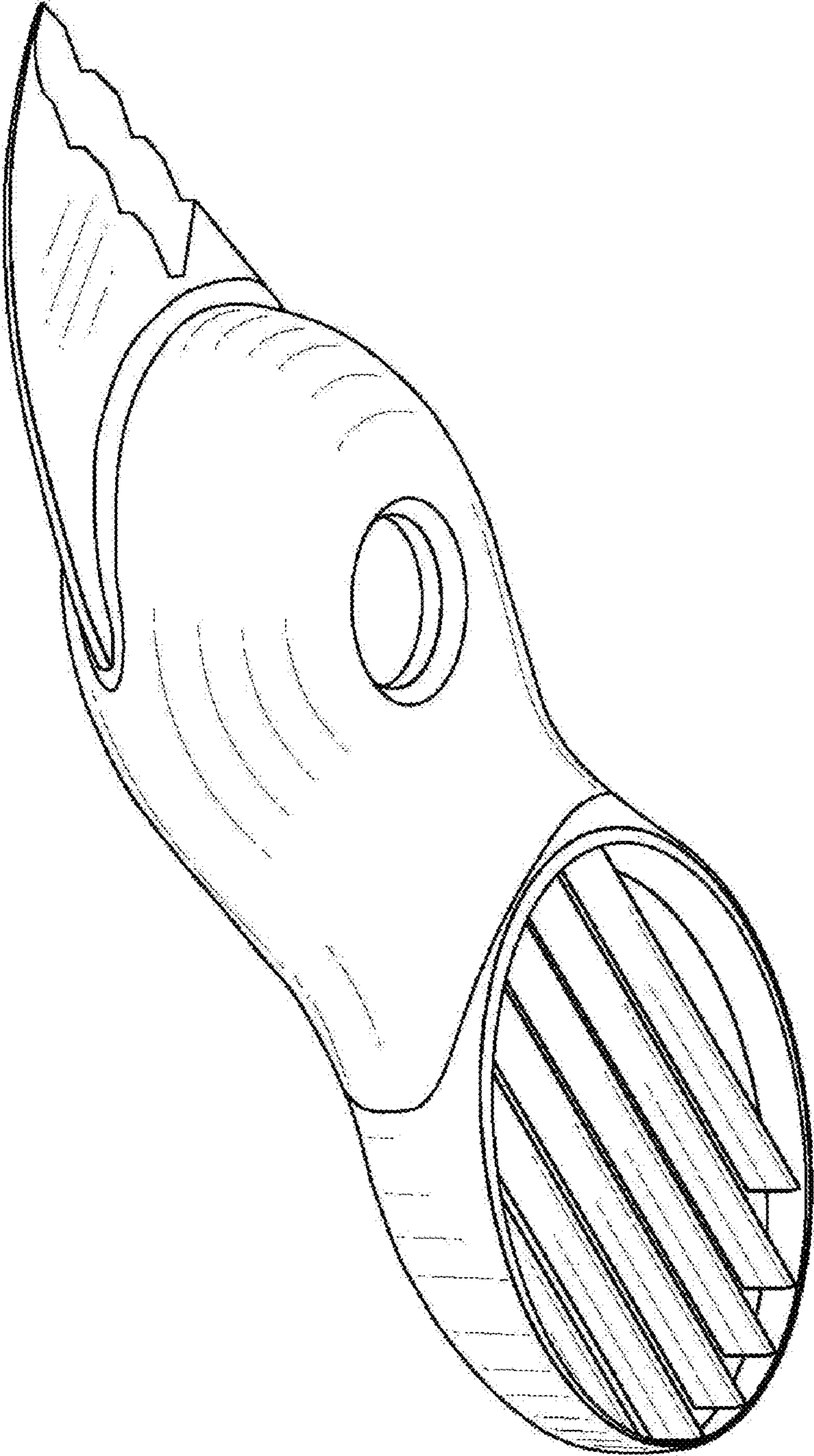


Figure 7