



US00D675440S

(12) **United States Design Patent**  
**Mathews**

(10) **Patent No.:** **US D675,440 S**

(45) **Date of Patent:** **\*\* Feb. 5, 2013**

(54) **DROP PREVENTION TOOL HOLSTER  
POUCH**

D666,826 S \* 9/2012 Phillips et al. .... D3/303  
D666,827 S \* 9/2012 Phillips et al. .... D3/303  
D666,828 S \* 9/2012 Phillips et al. .... D3/303

(75) Inventor: **William Mathews**, Woodstock, GA (US)

\* cited by examiner

(73) Assignee: **Python Safety, Inc.**, Woodstock, GA  
(US)

*Primary Examiner* — Susan Bennett Hattan

*Assistant Examiner* — Barbara B Lohr

(74) *Attorney, Agent, or Firm* — Thomas|Horstemeyer, LLP

(\*\*) Term: **14 Years**

(57) **CLAIM**

The ornamental design of a drop prevention tool holster pouch, as shown and described.

(21) Appl. No.: **29/408,359**

**DESCRIPTION**

(22) Filed: **Dec. 12, 2011**

(51) **LOC (9) Cl.** ..... **03-01**

(52) **U.S. Cl.** ..... **D3/303**

(58) **Field of Classification Search** ..... D3/203.1,  
D3/203.5, 203.6, 218, 225, 226, 227, 299,  
D3/303; 206/37, 38, 235, 320, 576  
See application file for complete search history.

FIG. 1 is a perspective view showing my new drop prevention tool holster pouch;  
FIG. 2 is a left side view thereof;  
FIG. 3 is a front view thereof;  
FIG. 4 is a right side view thereof;  
FIG. 5 is a rear view thereof;  
FIG. 6 is a top side thereof; and,  
FIG. 7 is a bottom view thereof.

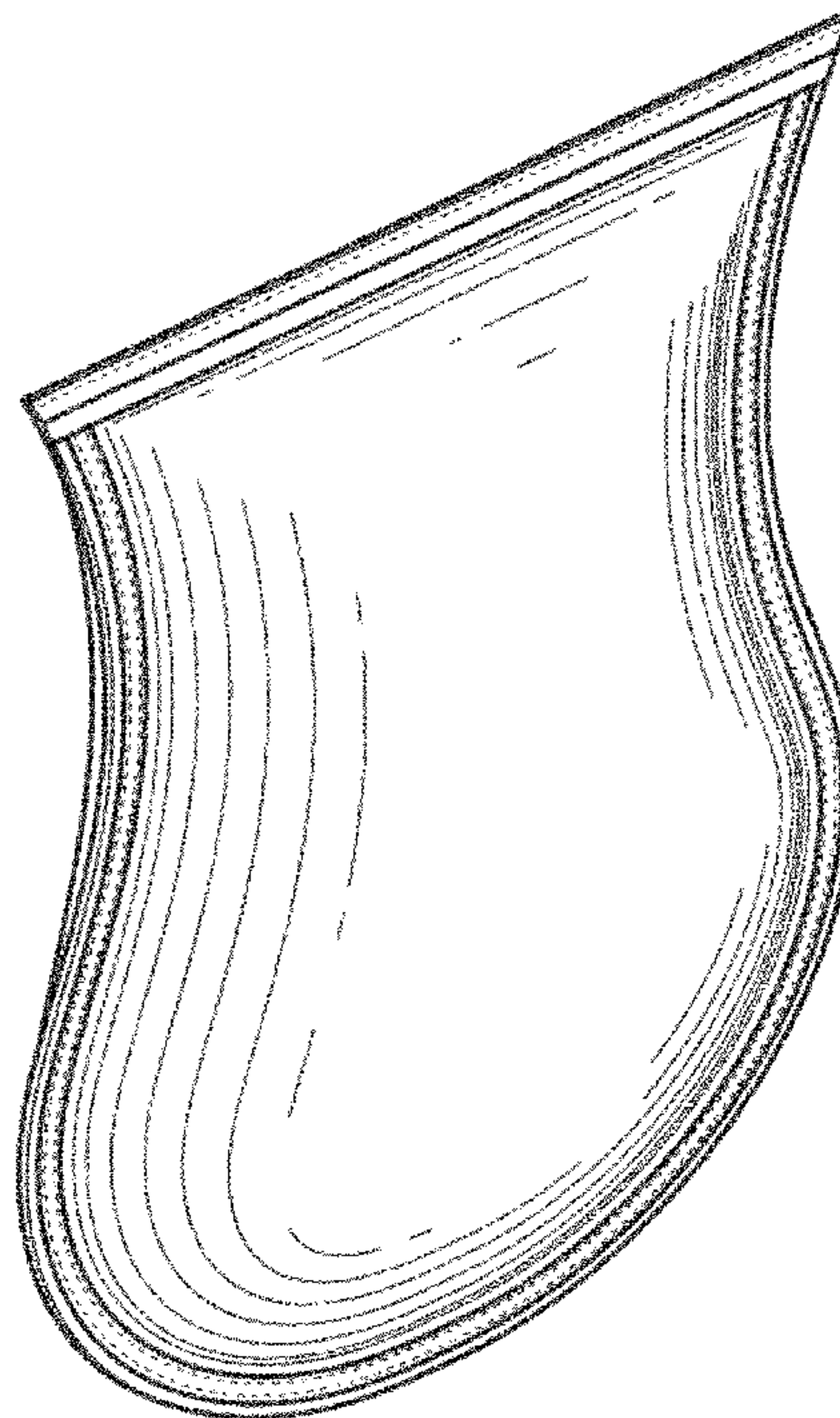
The broken lines on the inside of the perimeter of the pouch in the drawing depict stitching which is part of the claimed design. The broken lines on the outside of the perimeter of the pouch depict environmental subject matter only and form no part of the claimed design.

(56) **References Cited**

U.S. PATENT DOCUMENTS

D666,821 S \* 9/2012 Phillips et al. .... D3/303  
D666,822 S \* 9/2012 Phillips et al. .... D3/303  
D666,823 S \* 9/2012 Phillips et al. .... D3/303  
D666,824 S \* 9/2012 Phillips et al. .... D3/303  
D666,825 S \* 9/2012 Phillips et al. .... D3/303

**1 Claim, 3 Drawing Sheets**






FIG. 2




FIG. 1






FIG. 4

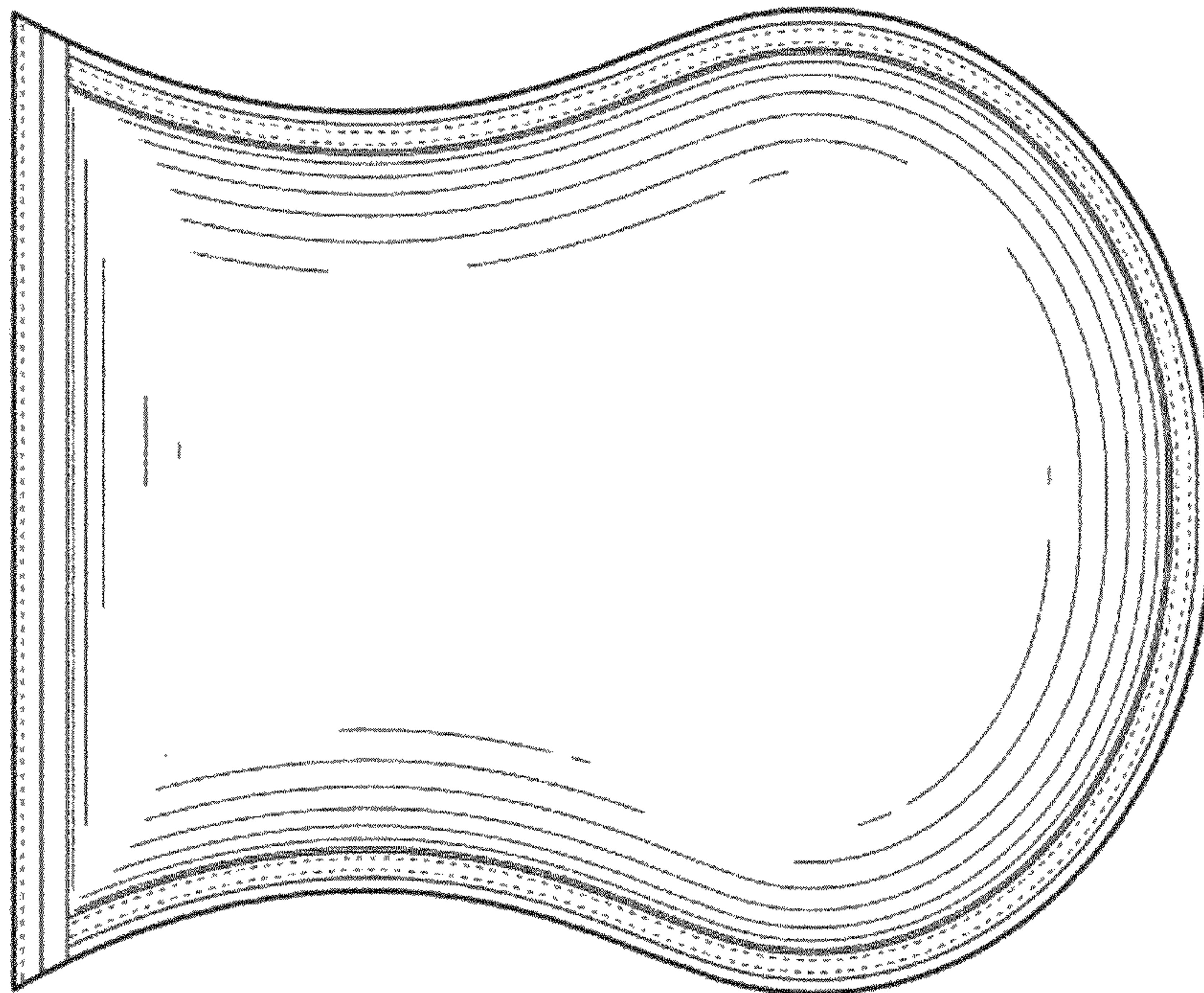


FIG. 3

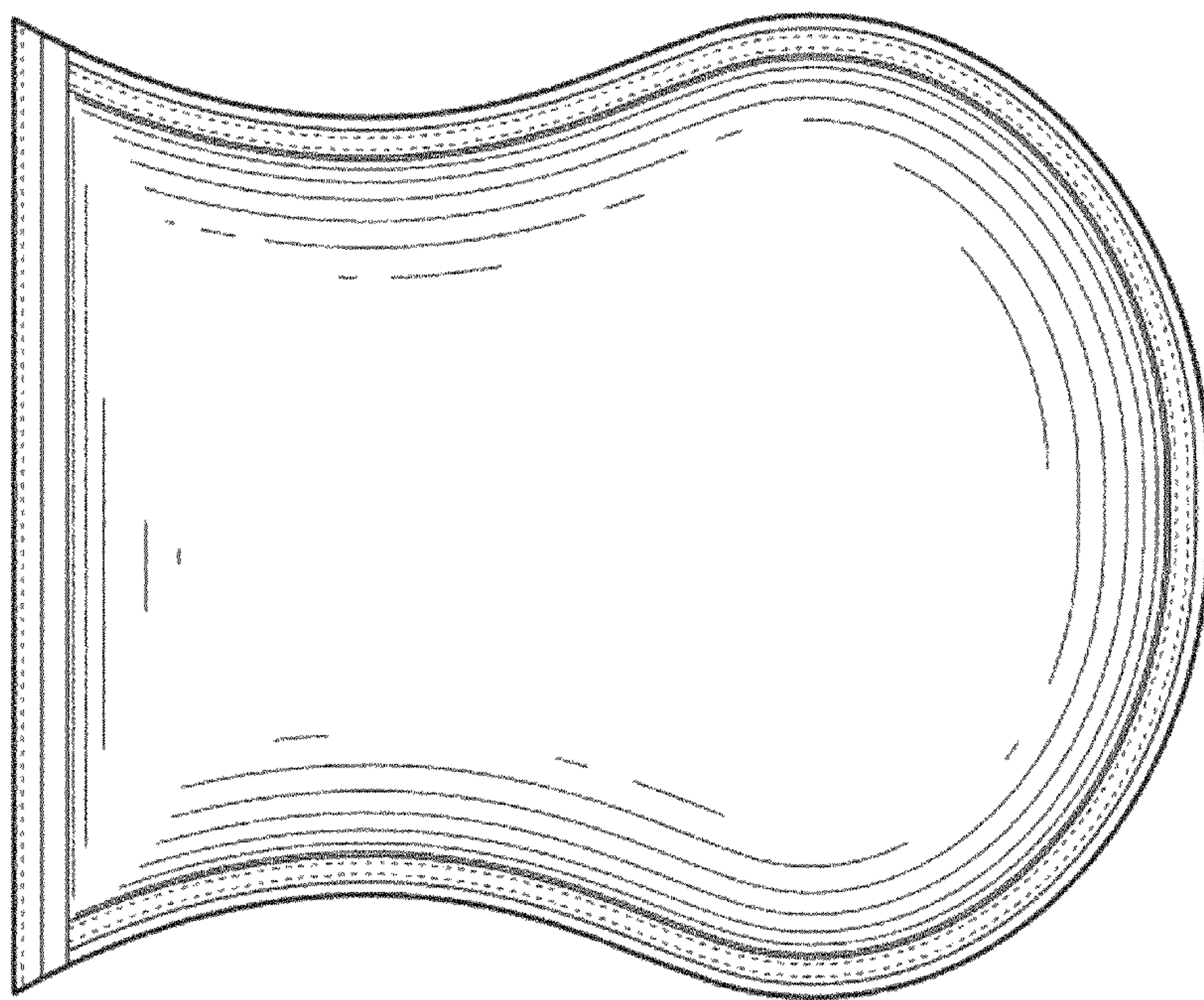


FIG. 5

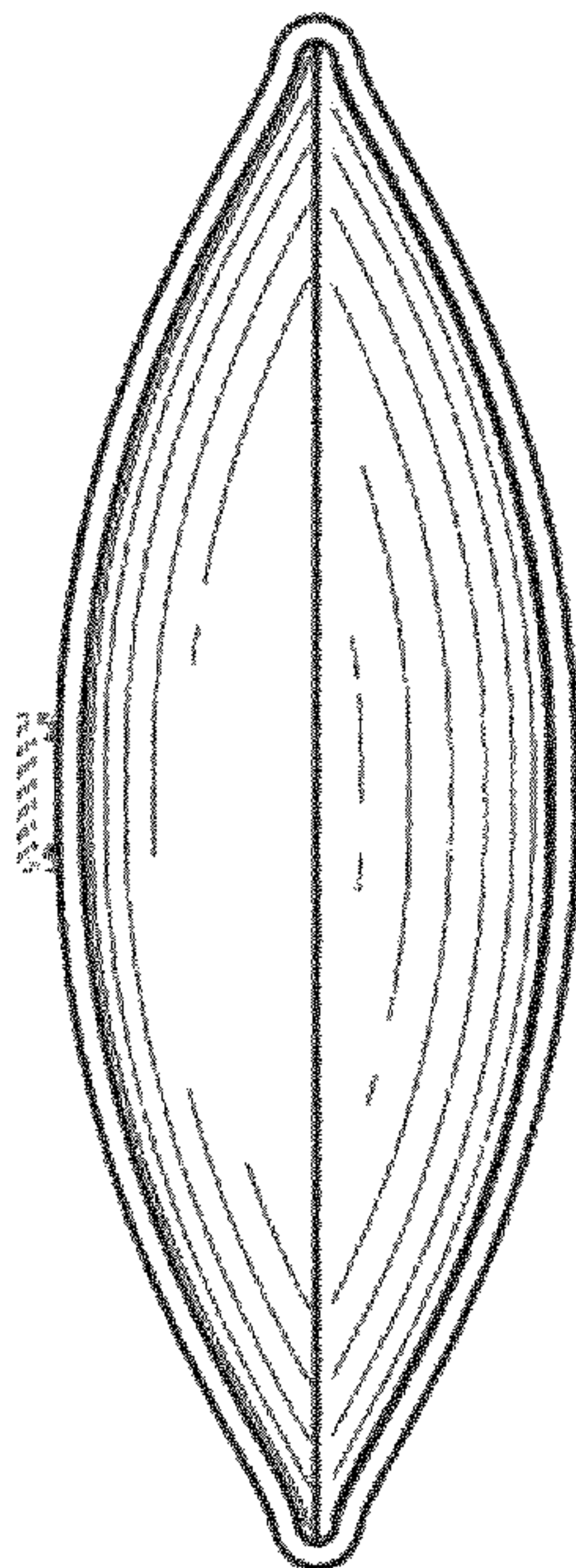


FIG. 6

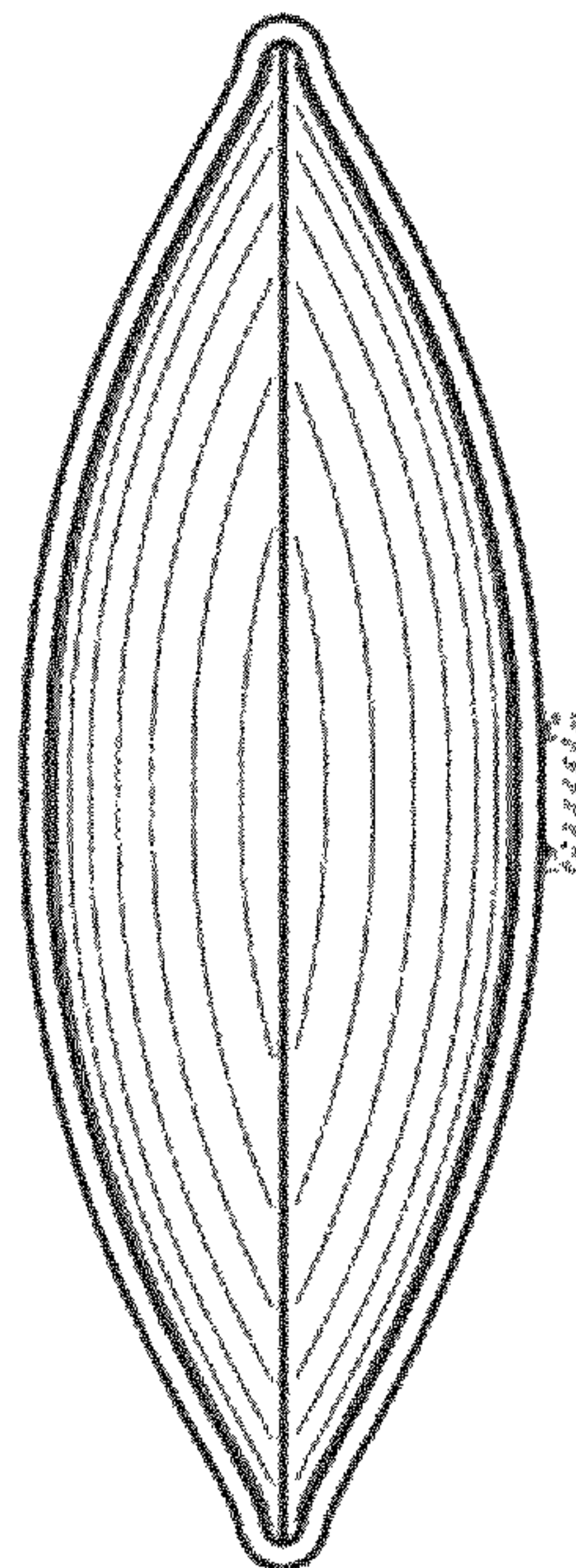


FIG. 7