



US00D675437S

(12) **United States Design Patent**
Hsiao et al.

(10) **Patent No.:** **US D675,437 S**

(45) **Date of Patent:** **** Feb. 5, 2013**

(54) **ELECTRONICS CARRYING CASE**

(75) Inventors: **Michael Hsiao**, Temple City, CA (US);
David Leung, Temple City, CA (US);
Baldwin Thai, Temple City, CA (US);
Elisa Bounlom, Temple City, CA (US)

(73) Assignee: **Gizmo Dorks, LLC**, Temple City, CA (US)

(**) Term: **14 Years**

(21) Appl. No.: **29/409,552**

(22) Filed: **Dec. 23, 2011**

(51) **LOC (9) Cl.** **03-01**

(52) **U.S. Cl.** **D3/299**

(58) **Field of Classification Search** D3/299-301,
D3/303; 206/320, 522, 38.1

See application file for complete search history.

(56) **References Cited**

U.S. PATENT DOCUMENTS

D213,243 S *	1/1969	Blair	D3/270
D352,172 S *	11/1994	Aversa et al.	D3/303
D479,085 S *	9/2003	Geary	D6/632
D479,428 S *	9/2003	Geary	D6/631

* cited by examiner

Primary Examiner — Holly Baynham

(74) *Attorney, Agent, or Firm* — Neal Gerber & Eisenberg LLP

(57) **CLAIM**

The ornamental design for the electronics carrying case, as shown and described.

DESCRIPTION

FIG. 1 is a perspective view of the electronics carrying case, in accordance with the present invention;

FIG. 2 is a rear view of the electronics carrying case depicted in FIG. 1;

FIG. 3 is a right side view of the electronics carrying case depicted in FIG. 1;

FIG. 4 is a left side view of the electronics carrying case depicted in FIG. 1;

FIG. 5 is a top view of the electronics carrying case depicted in FIG. 1;

FIG. 6 is a bottom view of the electronics carrying case depicted in FIG. 1; and,

FIG. 7 is a rear view, with an open flap of the electronics carrying case depicted in FIG. 1.

1 Claim, 3 Drawing Sheets

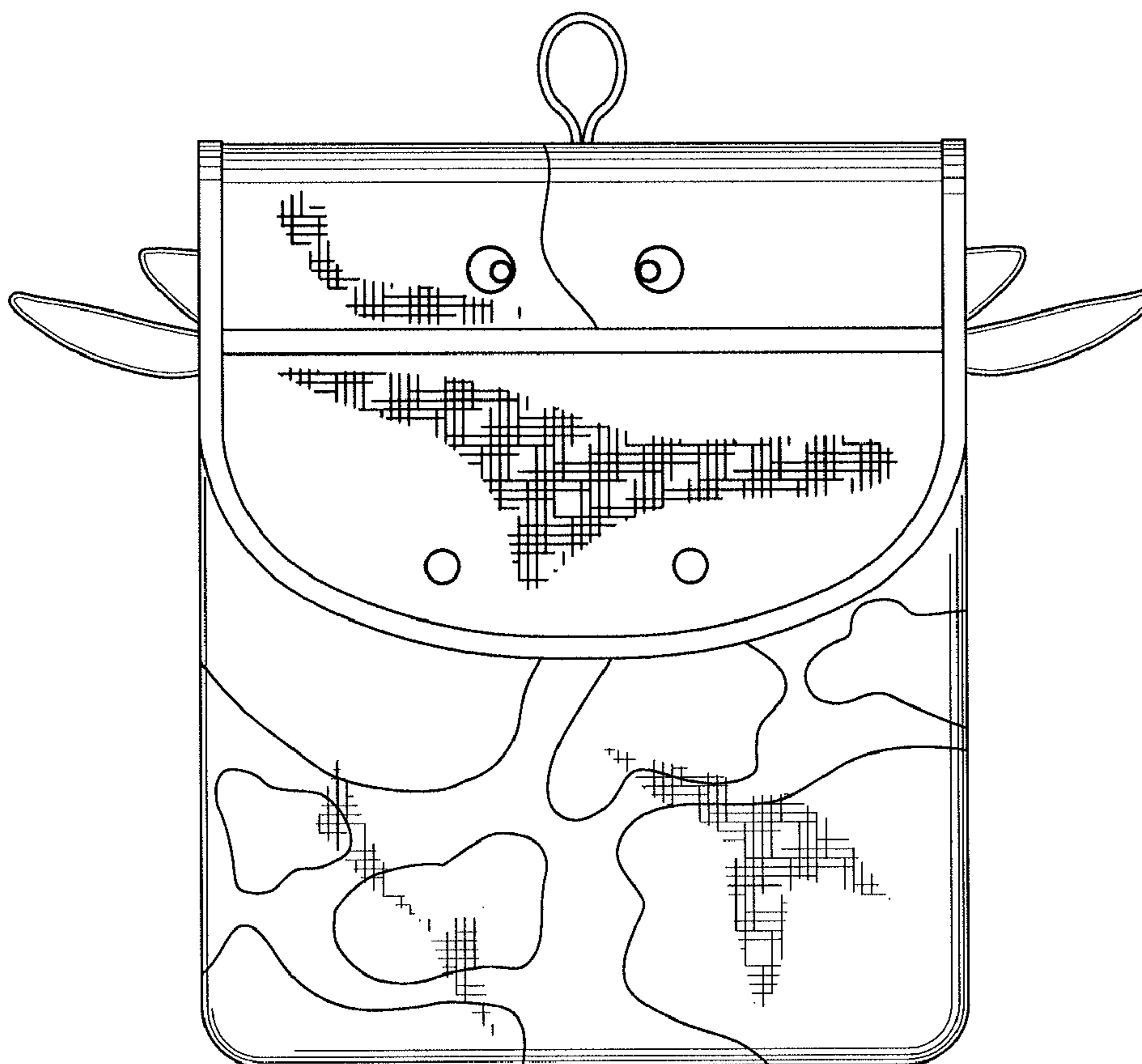


FIG. 1

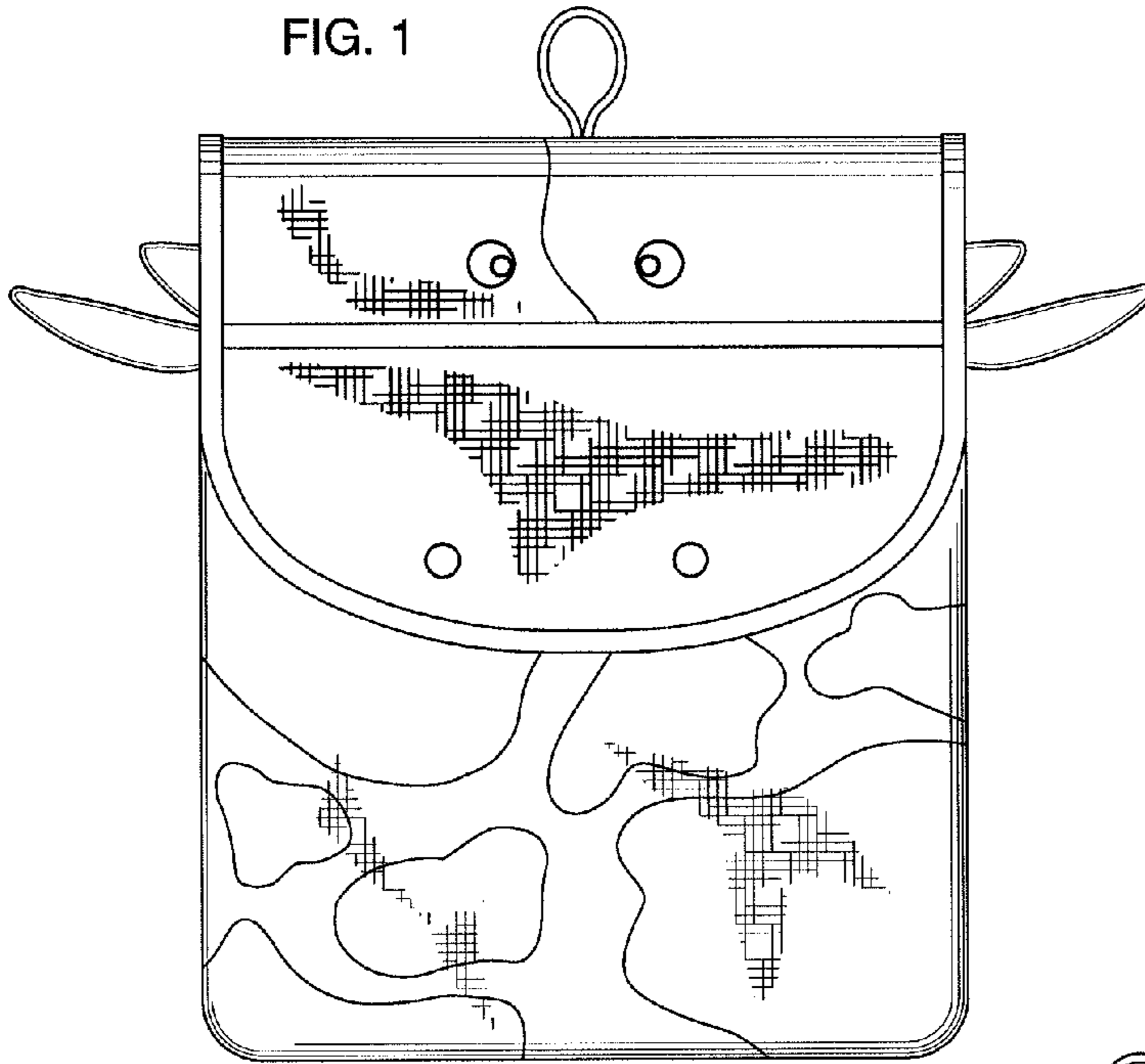


FIG. 2

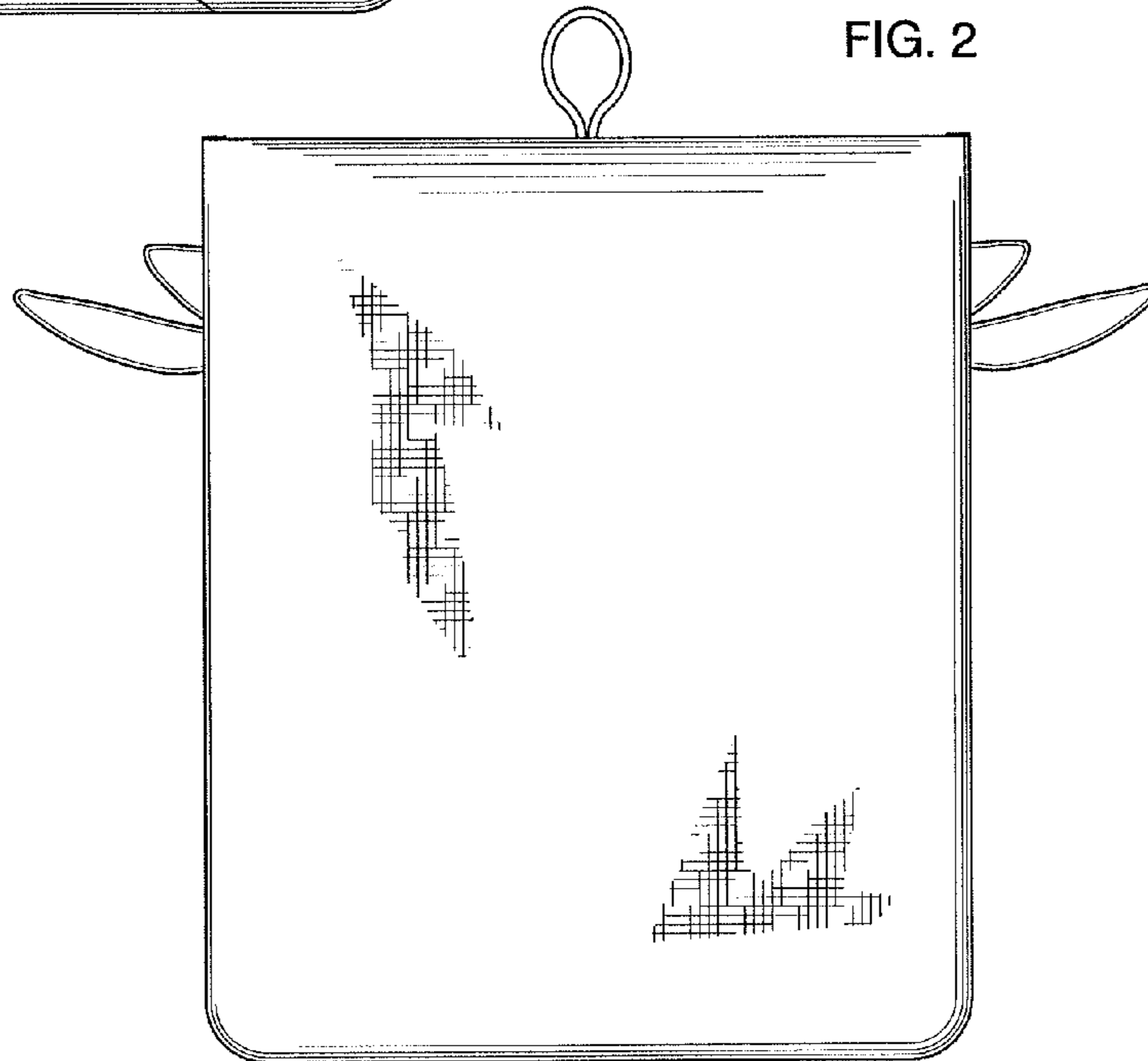


FIG. 3



FIG. 4



FIG. 5




FIG. 6




FIG. 7

