



US00D675409S

(12) **United States Design Patent**
Day, Jr.

(10) **Patent No.:** **US D675,409 S**
(45) **Date of Patent:** **** Feb. 5, 2013**

(54) **SHOE SOLE**
(75) Inventor: **Wiley L. Day, Jr.**, Madison, AL (US)
(73) Assignee: **Wiley L Day, Jr.**, Madison, AL (US)
(**) Term: **14 Years**
(21) Appl. No.: **29/389,288**
(22) Filed: **Apr. 8, 2011**
(51) **LOC (9) Cl.** **02-04**
(52) **U.S. Cl.** **D2/952; D2/948; D2/951; D2/957**
(58) **Field of Classification Search** D2/902,
D2/906, 908, 916, 918, 925, 946-962, 977;
36/3 B, 22 R, 24.5, 25 R, 28, 32 R, 34 R,
36/59 C, 67 A, 103
See application file for complete search history.

(56) **References Cited**

U.S. PATENT DOCUMENTS

D99,934 S *	6/1936	Fowler	D2/954
D112,429 S *	12/1938	Tebuti	D2/952
4,050,167 A	9/1977	Senter	
D268,544 S	4/1983	Crowley	
D294,425 S *	3/1988	Le	D2/959
D324,761 S *	3/1992	Soo-Kwan	D2/961
D364,497 S *	11/1995	Schelling	D2/916
D366,135 S *	1/1996	Henderson et al.	D2/902
D391,045 S *	2/1998	Assous	D2/954
D394,542 S *	5/1998	Wurfbain et al.	D2/954
D398,745 S *	9/1998	Cass	D2/954
D404,899 S *	2/1999	von Conta	D2/957
D417,944 S *	12/1999	Merceron	D2/952
D432,766 S *	10/2000	von Conta	D2/957
D439,730 S *	4/2001	Merceron	D2/952
D459,063 S *	6/2002	Nason	D2/953
6,438,870 B2 *	8/2002	Nasako et al.	36/28
D481,528 S *	11/2003	St-Louis	D2/960
D489,880 S *	5/2004	McClaskie	D2/952
D513,842 S *	1/2006	Paytavi	D2/957
D529,265 S *	10/2006	Corbi Rico	D2/957
D529,691 S *	10/2006	Earle	D2/951

D541,019 S *	4/2007	McClaskie	D2/951
D541,022 S *	4/2007	Hlavacs	D2/957
D543,679 S *	6/2007	Edwards	D2/959
D545,533 S *	7/2007	Belley et al.	D2/956
7,249,426 B2 *	7/2007	Romano et al.	36/93
D550,431 S *	9/2007	Schoenborn et al.	D2/952
D554,838 S *	11/2007	McClaskie	D2/957
D568,032 S *	5/2008	Lavergne	D2/917
D568,586 S *	5/2008	Dolce et al.	D2/907
D568,588 S *	5/2008	Dolce et al.	D2/907
D571,093 S *	6/2008	Hatfield et al.	D2/959
7,395,613 B2 *	7/2008	Schoenborn et al.	36/28
D574,134 S *	8/2008	Petrie	D2/960
D581,634 S *	12/2008	Hickman	D2/902
D581,635 S *	12/2008	Hickman	D2/902
D593,740 S *	6/2009	McClaskie	D2/957
D594,195 S *	6/2009	Nakano	D2/957
D595,037 S *	6/2009	Mayden	D2/959
D602,683 S *	10/2009	Roundhouse	D2/957
D604,488 S *	11/2009	Amphyon	D2/953
D617,085 S *	6/2010	Recchi et al.	D2/957
D621,146 S *	8/2010	McClaskie	D2/957
D630,422 S *	1/2011	Davis	D2/951
D636,981 S *	5/2011	Petrie	D2/953

(Continued)

Primary Examiner — T. Chase Nelson

(74) *Attorney, Agent, or Firm* — George P. Kobler; Lanier Ford Shaver & Payne, P.C.


(57) **CLAIM**

The ornamental design for a shoe sole, as shown and described.

DESCRIPTION

FIG. 1 is a perspective view of the shoe sole;
FIG. 2 is another perspective view of the shoe sole; and,
FIG. 3 is a plan view of the shoe sole.
The broken lines depict portions of the shoe sole that form no part of the claimed design.
A characteristic feature of the novel design resides in the word "KAPPA" formed into the sole.

1 Claim, 1 Drawing Sheet



US D675,409 S

Page 2

U.S. PATENT DOCUMENTS

D639,540 S *	6/2011	Raysse	D2/951	D659,362 S *	5/2012	Van Zyll De Jong et al. .	D2/953
D643,192 S *	8/2011	McClaskie	D2/951	D664,343 S *	7/2012	McClaskie	D2/957
D645,240 S *	9/2011	McClaskie	D2/959	D664,746 S *	8/2012	Crowell	D2/916
D646,871 S *	10/2011	Christopherson	D2/951	2012/0000095 A1 *	1/2012	Torrance	36/132
D659,356 S *	5/2012	Van Zyll De Jong et al. .	D2/953	2012/0117830 A1 *	5/2012	Chen	36/34 R
D659,359 S *	5/2012	Van Zyll De Jong et al. .	D2/953				

* cited by examiner




FIG. 3




FIG. 1

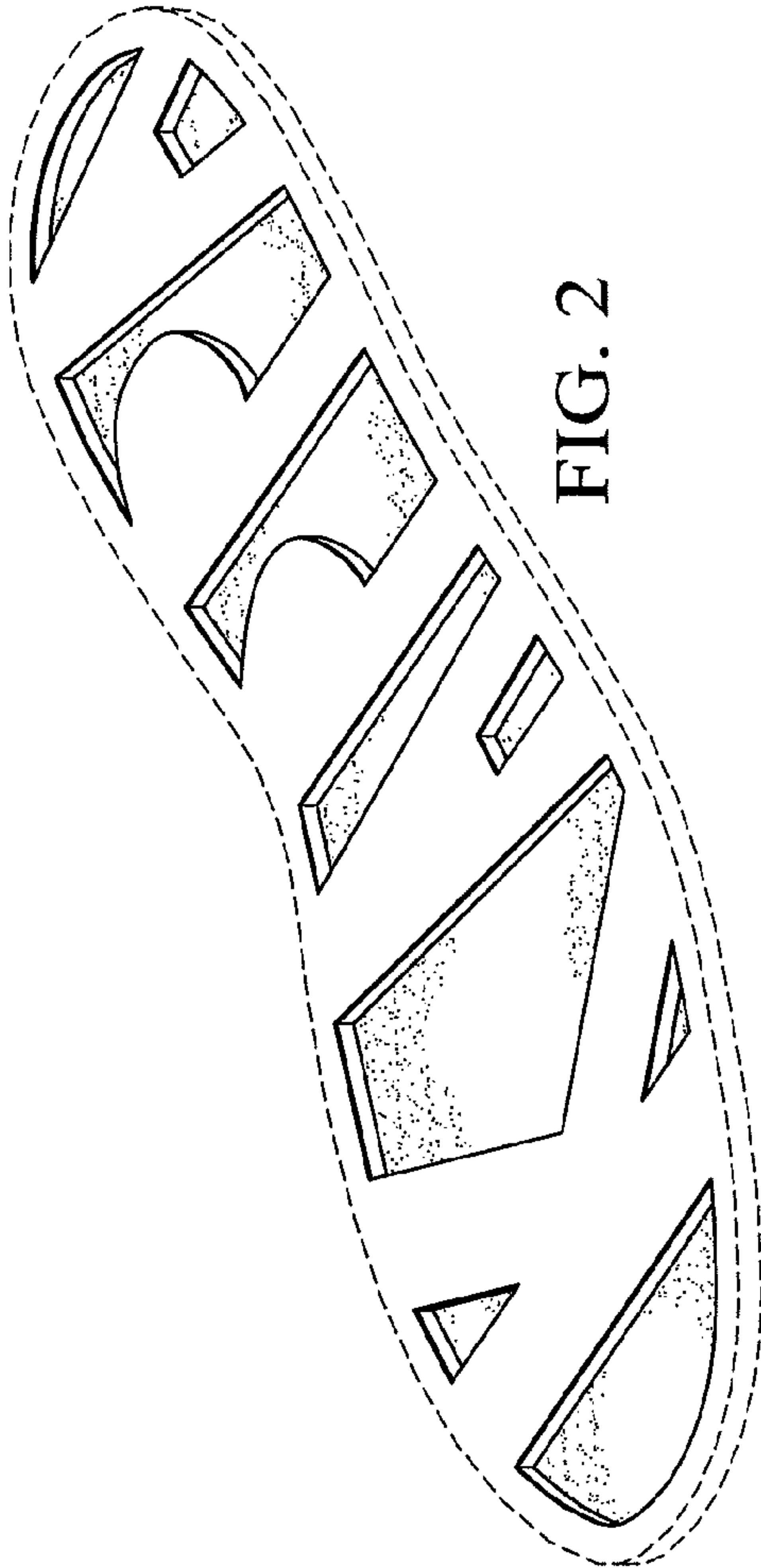


FIG. 2