



US00D675402S

(12) **United States Design Patent**  
**King**

(10) **Patent No.:** **US D675,402 S**

(45) **Date of Patent:** **\*\* Feb. 5, 2013**

(54) **SWIMMING CAP WITH INTEGRATED WIG**

(76) **Inventor:** **Mishela King**, Riviera Beach, FL (US)

(\*\*) **Term:** **14 Years**

(21) **Appl. No.:** **29/390,494**

(22) **Filed:** **Apr. 26, 2011**

(51) **LOC (9) Cl.** ..... **02-03**

(52) **U.S. Cl.** ..... **D2/868**

(58) **Field of Classification Search** ..... D2/865,  
D2/866, 867, 868, 869, 870, 871, 872, 873,  
D2/874, 878, 879, 891; D28/42, 92, 93;  
D29/102, 103, 104, 105, 106; 2/68, 171,  
2/174, 200.1, 200.2, 209.7, 209.13, 425,  
2/DIG. 10; 132/53, 274, 275

See application file for complete search history.

(56) **References Cited**

**U.S. PATENT DOCUMENTS**

1,133,196	A *	3/1915	Teugler	.....	132/53
D207,627	S	5/1967	Reinsberg		
4,830,029	A *	5/1989	Bird	.....	132/54
D336,970	S	7/1993	Reber		
5,493,735	A *	2/1996	Rice	.....	2/209.13
5,607,338	A *	3/1997	Landi	.....	446/394
D413,191	S *	8/1999	Thomas	.....	D2/866
5,979,462	A *	11/1999	Jones	.....	132/54
D440,715	S *	4/2001	Sartena	.....	D28/92

D441,909	S *	5/2001	Sartena	.....	D28/40
D485,946	S *	1/2004	Angrum	.....	D28/92
6,766,805	B1 *	7/2004	Cupp	.....	132/53
6,830,054	B1 *	12/2004	Ross-Kuehn	.....	132/201
D522,215	S	6/2006	Rothschild		
D583,130	S	12/2008	Runnels et al.		
7,836,523	B2 *	11/2010	Castle	.....	2/207
7,854,233	B2 *	12/2010	Freelove	.....	132/201
2006/0260627	A1	11/2006	Park		
2008/0134405	A1	6/2008	Smith		
2008/0178902	A1 *	7/2008	Moeszinger	.....	132/273
2008/0264435	A1 *	10/2008	Kugel	.....	132/56
2009/0065022	A1 *	3/2009	Park	.....	132/274
2009/0139004	A1	6/2009	Vall		
2009/0235943	A1 *	9/2009	Sugai et al.	.....	132/54

\* cited by examiner

*Primary Examiner* — Karen E Eldridge Powers

(57) **CLAIM**

I claim the ornamental design for a swimming cap with integrated wig, as shown and described.



**DESCRIPTION**

FIG. 1 is a front view of the swimming cap with integrated wig.

FIG. 2 is a rear view of the claimed design; and,

FIG. 3 is a side view of the claimed design.

**1 Claim, 3 Drawing Sheets**






FIG. 1




FIG. 2




FIG. 3