



US00D675399S

(12) **United States Design Patent**
Johnson

(10) **Patent No.:** **US D675,399 S**

(45) **Date of Patent:** **** Feb. 5, 2013**

(54) **BELT**

(76) **Inventor:** **Kareem Johnson**, Jacksonville, FL (US)

(**) **Term:** **14 Years**

(21) **Appl. No.:** **29/397,037**

(22) **Filed:** **Jul. 11, 2011**

(51) **LOC (9) Cl.** **02-07**

(52) **U.S. Cl.** **D2/627**

(58) **Field of Classification Search** D2/624-640,
D2/999; 2/311, 322, 338; D21/683; D11/5
See application file for complete search history.

D524,184 S * 7/2006 Watanabe D11/5
7,454,800 B2 * 11/2008 Taylor et al. 2/338
D650,970 S * 12/2011 Greenwood et al. D2/631
2007/0006367 A1 * 1/2007 Newman et al. 2/338

* cited by examiner

Primary Examiner — T. Chase Nelson

Assistant Examiner — Kathleen M Sims

(74) *Attorney, Agent, or Firm* — Lawrence J. Gibney, Jr.

(57) **CLAIM**

The ornamental design for a belt, as shown and described.

(56) **References Cited**

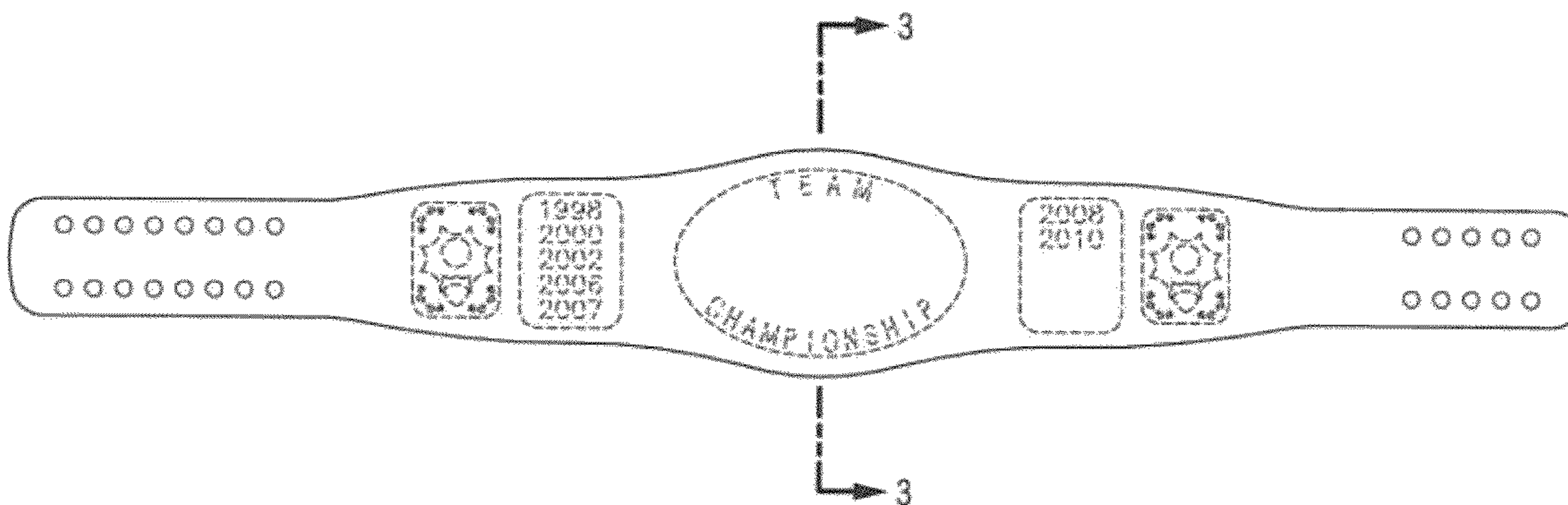
U.S. PATENT DOCUMENTS

D109,092 S *	3/1938	Medearis	D2/636
D172,519 S *	6/1954	Schick	D2/631
D185,782 S *	8/1959	Lasting	D2/625
D186,758 S *	12/1959	Mayer	D2/637
D211,975 S *	8/1968	Steinborn	D2/627
D270,652 S *	9/1983	Winston	D21/683
4,689,833 A *	9/1987	Daniels	2/322
D375,132 S *	10/1996	Kato	D2/627
D376,403 S *	12/1996	Kato	D2/627
5,913,410 A *	6/1999	Tsuchiya	2/311
6,048,253 A *	4/2000	Larsen	450/155
D498,036 S *	11/2004	Newman	D2/627
D507,692 S *	7/2005	Newman	D2/627

DESCRIPTION

FIG. 1 is an elevational front view of the belt showing my new design;
FIG. 2 is a top elevational view thereof;
FIG. 3 is an enlarged partial cross-sectional view of a portion of FIG. 1;
FIG. 4 is a perspective view showing alternate details; and,
FIG. 5 is an environmental view shown while worn.
The broken line showing of details in FIGS. 1-5 is included for the purpose of showing environmental portions of the belt and forms no part of the claimed design.

1 Claim, 4 Drawing Sheets



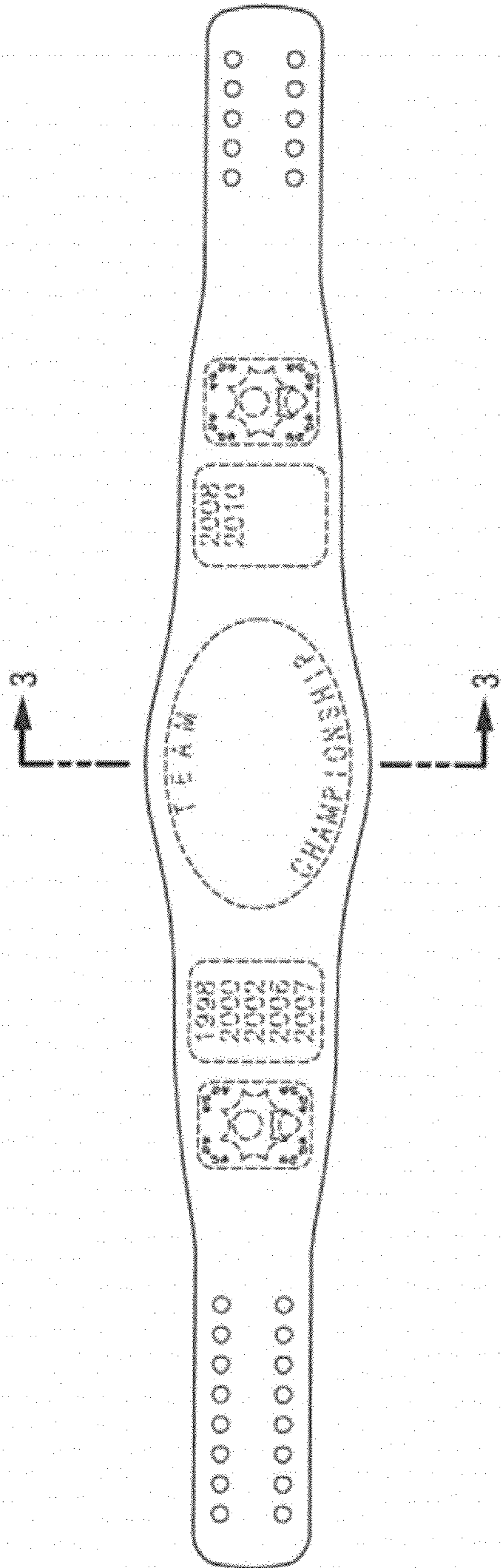


FIG. 1



FIG. 2




FIG. 3

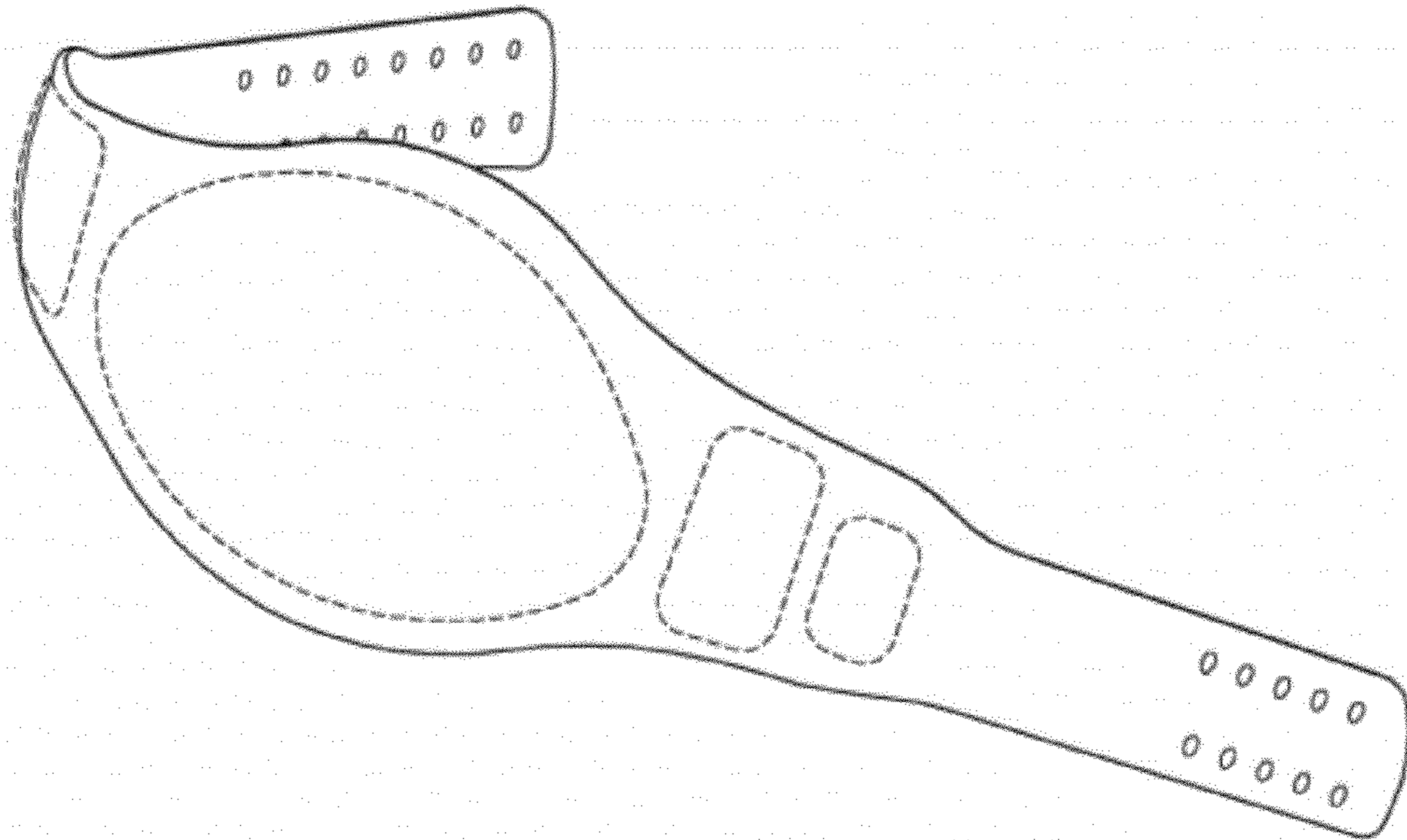


FIG. 4

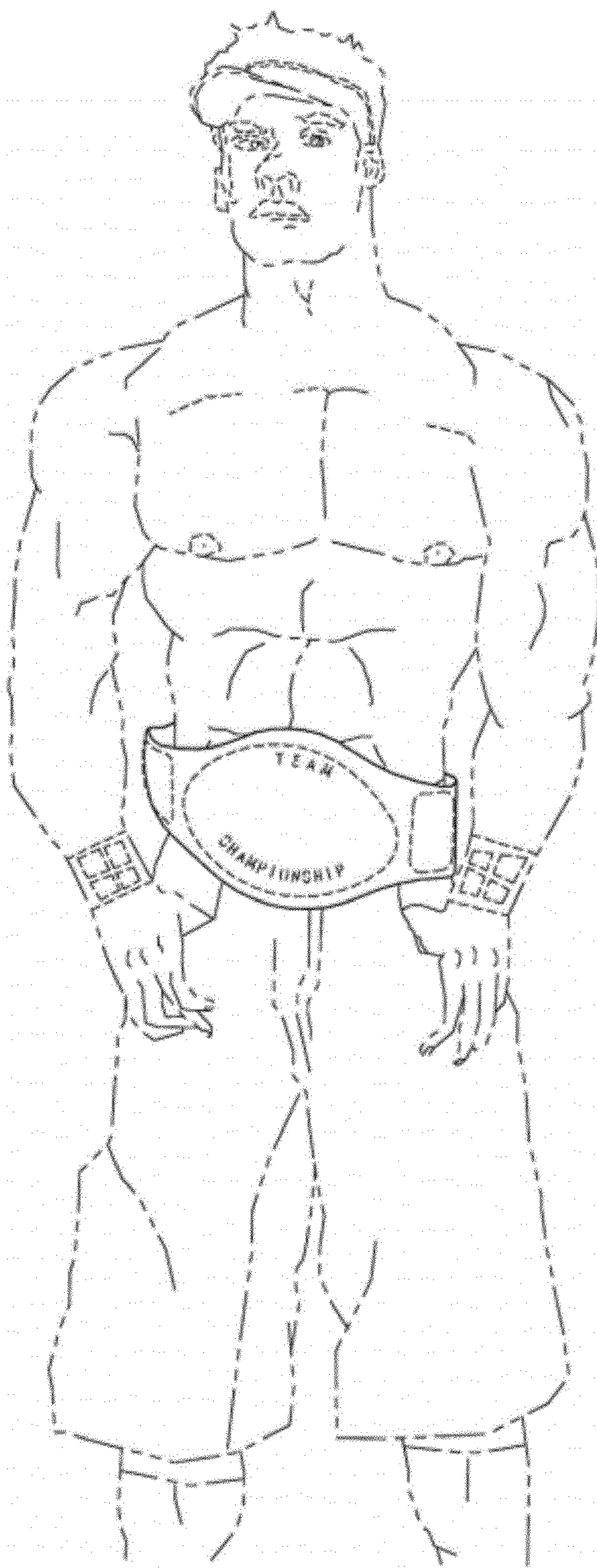


FIG. 5