



US00D675397S

(12) **United States Design Patent**
Bengyak

(10) **Patent No.:** **US D675,397 S**

(45) **Date of Patent:** **** *Feb. 5, 2013**

(54) **PAIR OF SLEEVES**

(76) **Inventor:** **Christopher Edward Bengyak, Vero Beach, FL (US)**

(*) **Notice:** This patent is subject to a terminal disclaimer.

(**) **Term:** **14 Years**

(21) **Appl. No.:** **29/372,272**

(22) **Filed:** **Nov. 2, 2010**

(51) **LOC (9) Cl.** **02-06**

(52) **U.S. Cl.** **D2/610**

(58) **Field of Classification Search** D2/610,
D2/717, 750, 751, 841, 844, 853, 858; D29/120.1;
2/16, 59, 106, 108, 113, 115, 125, 126, 917
See application file for complete search history.

(56) **References Cited**

U.S. PATENT DOCUMENTS

1,244,065	A *	10/1917	Miller	116/35 R
1,510,783	A *	10/1924	Johnson	2/16
1,630,730	A *	5/1927	Daugherty	116/35 R
2,059,136	A *	10/1936	Moller	128/881
4,771,518	A *	9/1988	LaPointe et al.	28/143
5,170,503	A *	12/1992	Hightower et al.	2/22
D393,138	S *	4/1998	Frey	D2/610
6,247,178	B1 *	6/2001	Bilda	2/69
6,405,381	B1 *	6/2002	Bowman, Jr.	2/170
6,472,590	B1 *	10/2002	Kulik	84/453
6,523,180	B1 *	2/2003	Christopher	2/59
D524,012	S *	7/2006	Christoff	D2/717
D575,031	S *	8/2008	Bengyak	D2/858
D575,479	S *	8/2008	Bengyak	D2/858
D575,932	S *	9/2008	Bengyak	D2/840
D588,340	S *	3/2009	Bengyak	D2/858

7,694,348	B1 *	4/2010	Smith	2/16
D617,526	S	6/2010	Bengyak		
D618,881	S	7/2010	Bengyak		
D626,717	S	11/2010	Bengyak		
D628,361	S	12/2010	Bengyak		
D628,363	S	12/2010	Bengyak		
D628,773	S	12/2010	Bengyak		
D642,769	S *	8/2011	Bengyak	D2/840
D642,770	S *	8/2011	Bengyak	D2/840
2005/0015840	A1 *	1/2005	Biggerstaff	2/16
2006/0026730	A1 *	2/2006	Terczak	2/59
2010/0229279	A1 *	9/2010	Martinez	2/125

OTHER PUBLICATIONS

Florida State University logo, retrieved Dec. 8, 2010 from website address: <http://www.sportslogos.net/logo.php?id=q9ffg1sm982fe1b1pnoe70ojk>.

* cited by examiner

Primary Examiner — Karen E Eldridge Powers

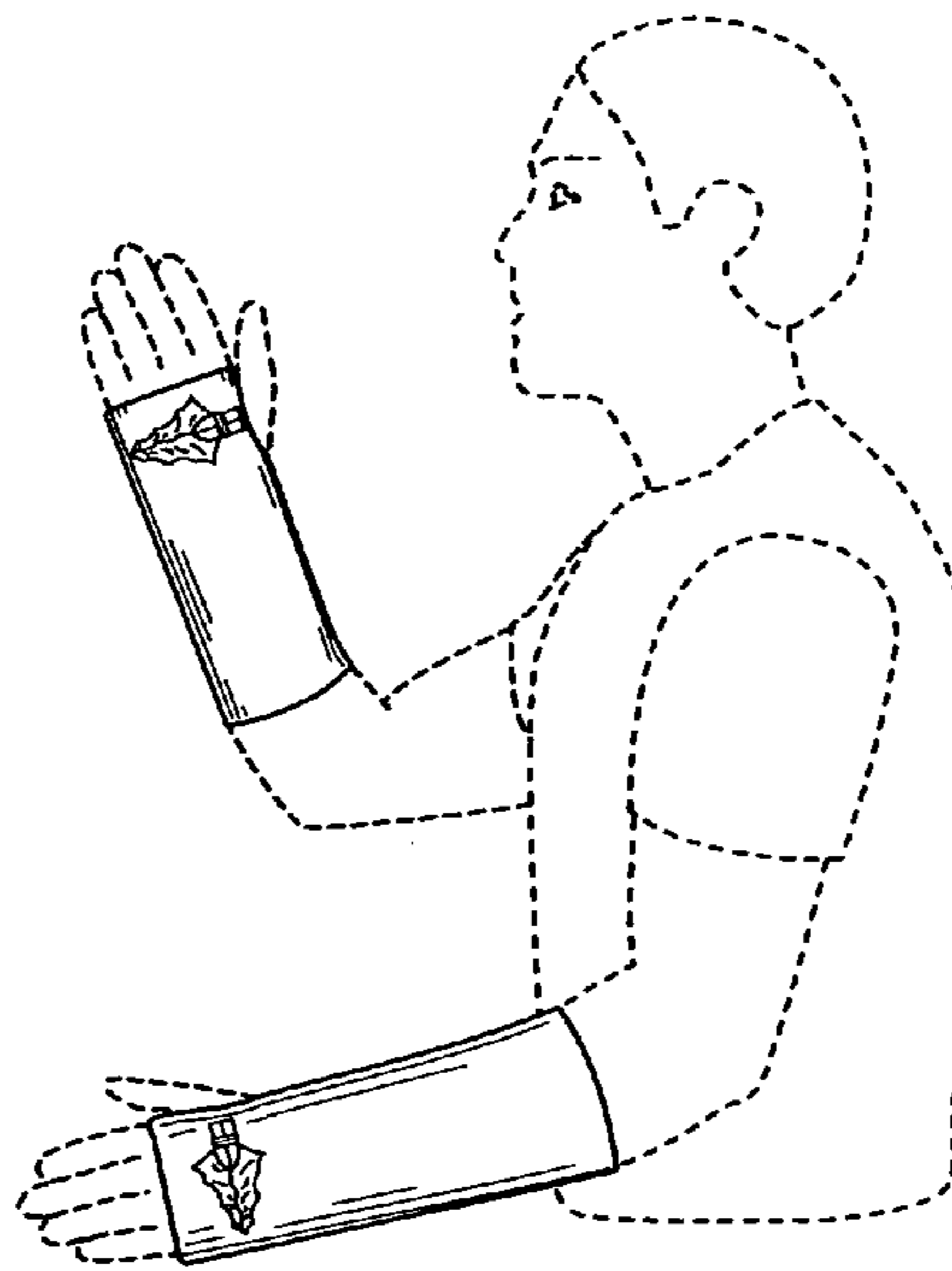
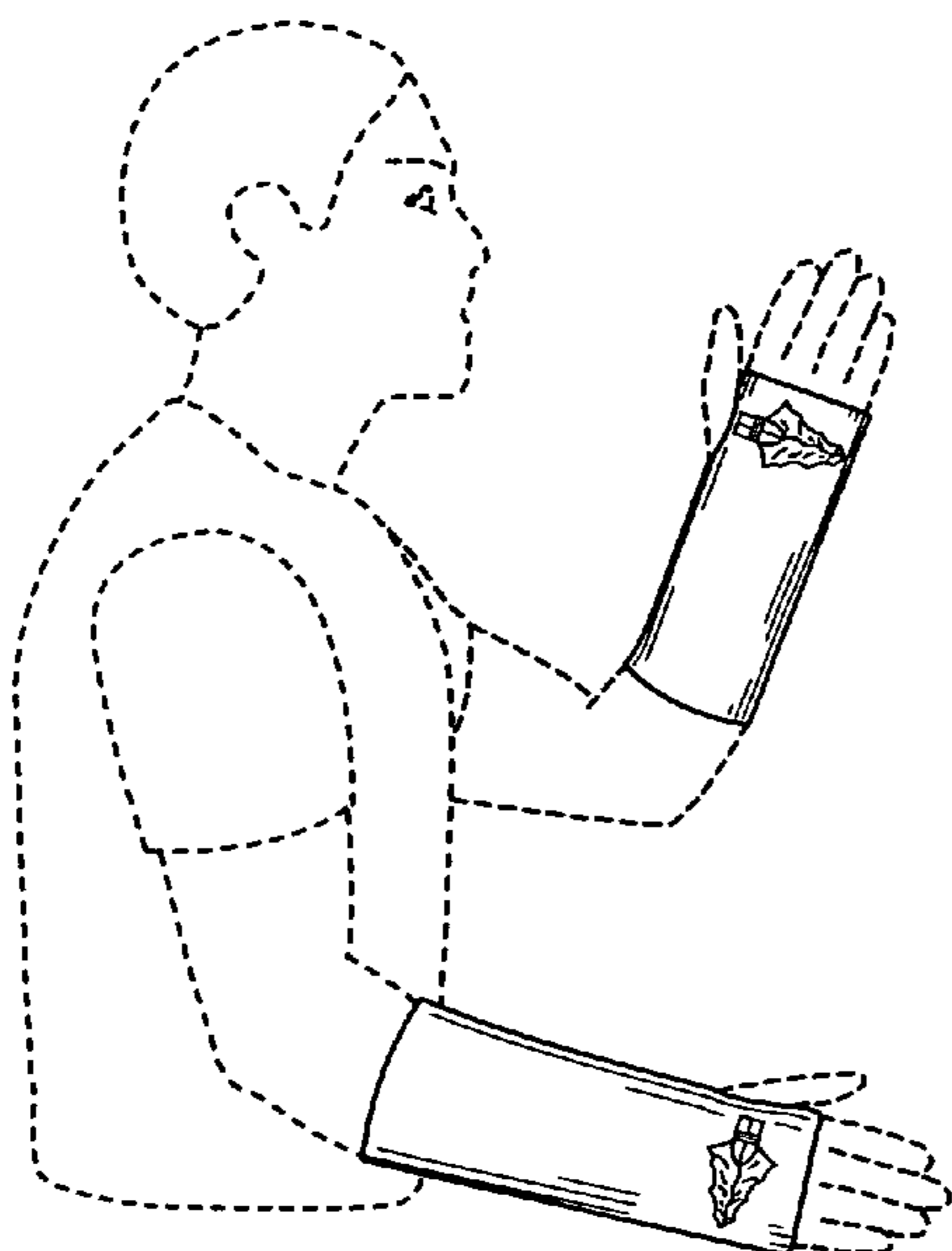
(57) **CLAIM**

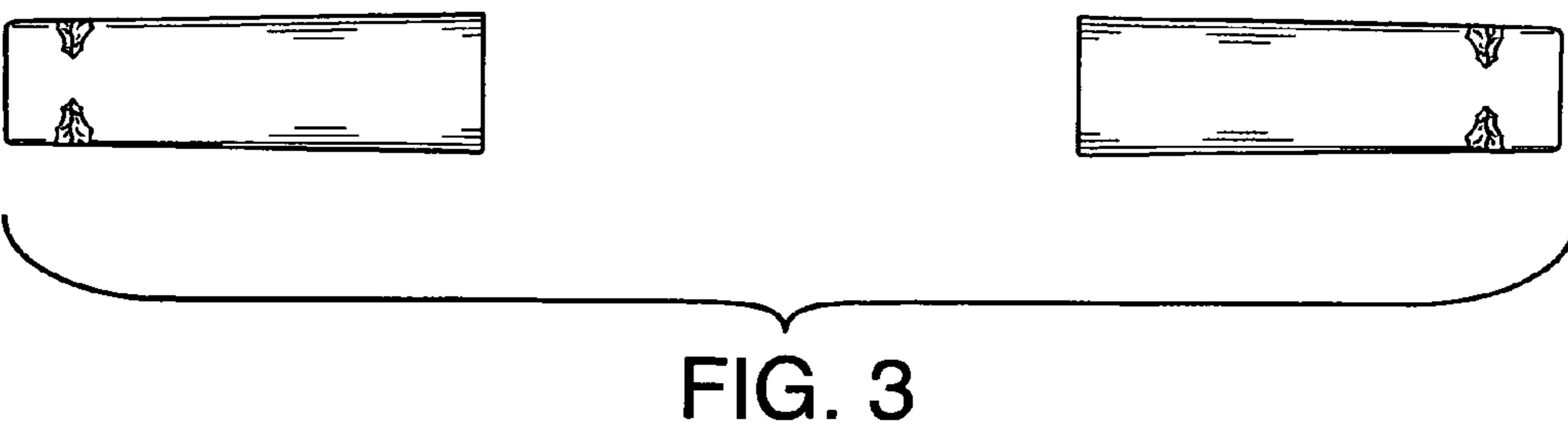
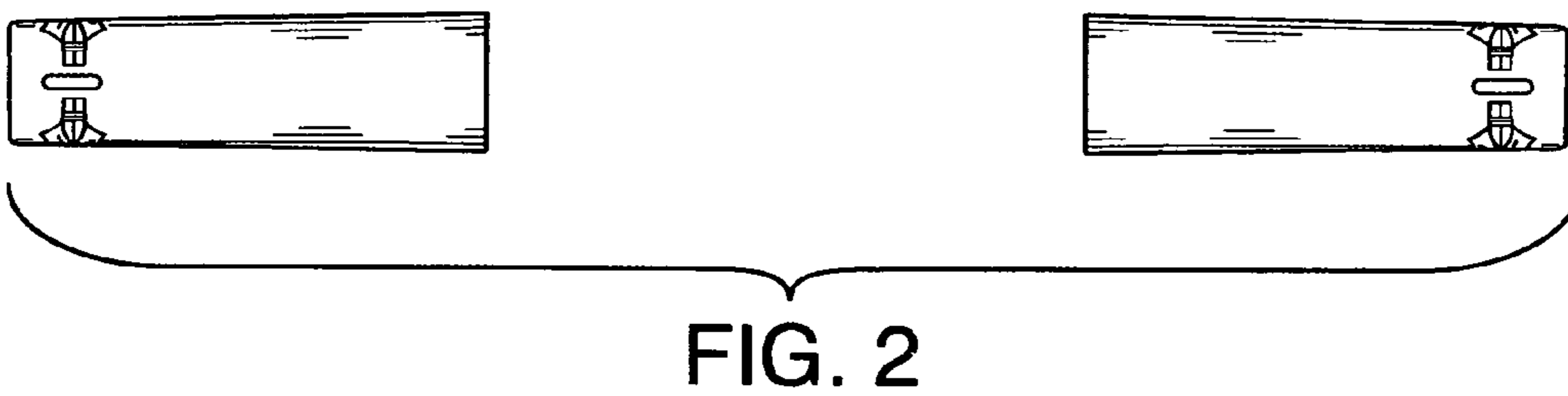
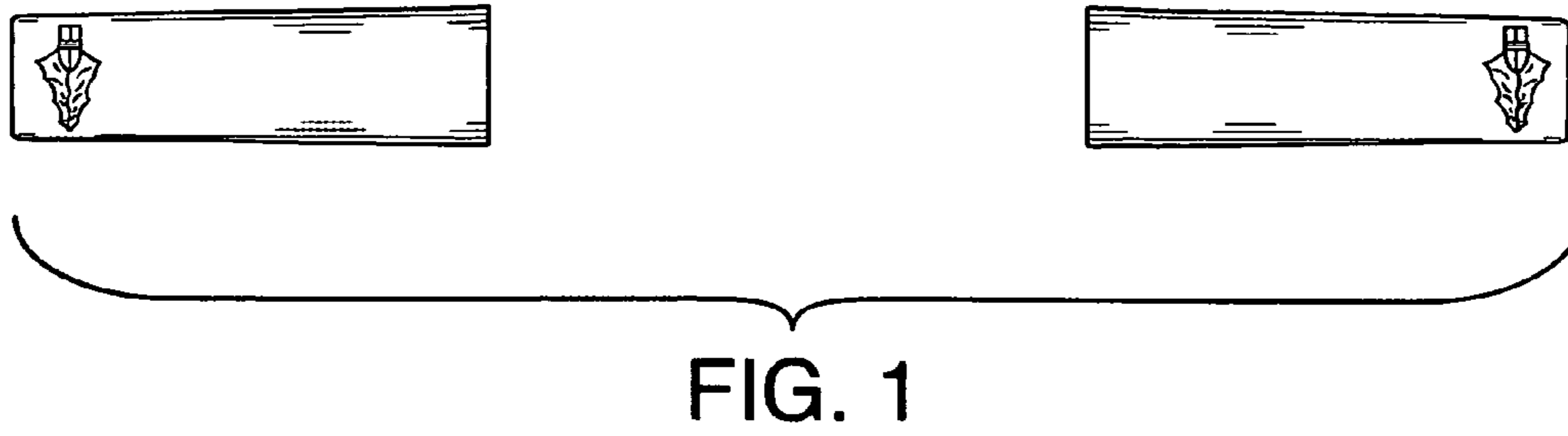
The ornamental design for a pair of sleeves, as shown and described.

DESCRIPTION

FIG. 1 is a front elevational view of a pair of sleeves according to the present invention;
FIG. 2 is a top plan view thereof;
FIG. 3 is a bottom plan view thereof;
FIG. 4 is a right side elevational view thereof, shown in use; and,
FIG. 5 is a left side elevational view thereof, shown in use.
The broken lines showing the portions of the human form illustrate the design in use and form no part of the claim.

1 Claim, 2 Drawing Sheets





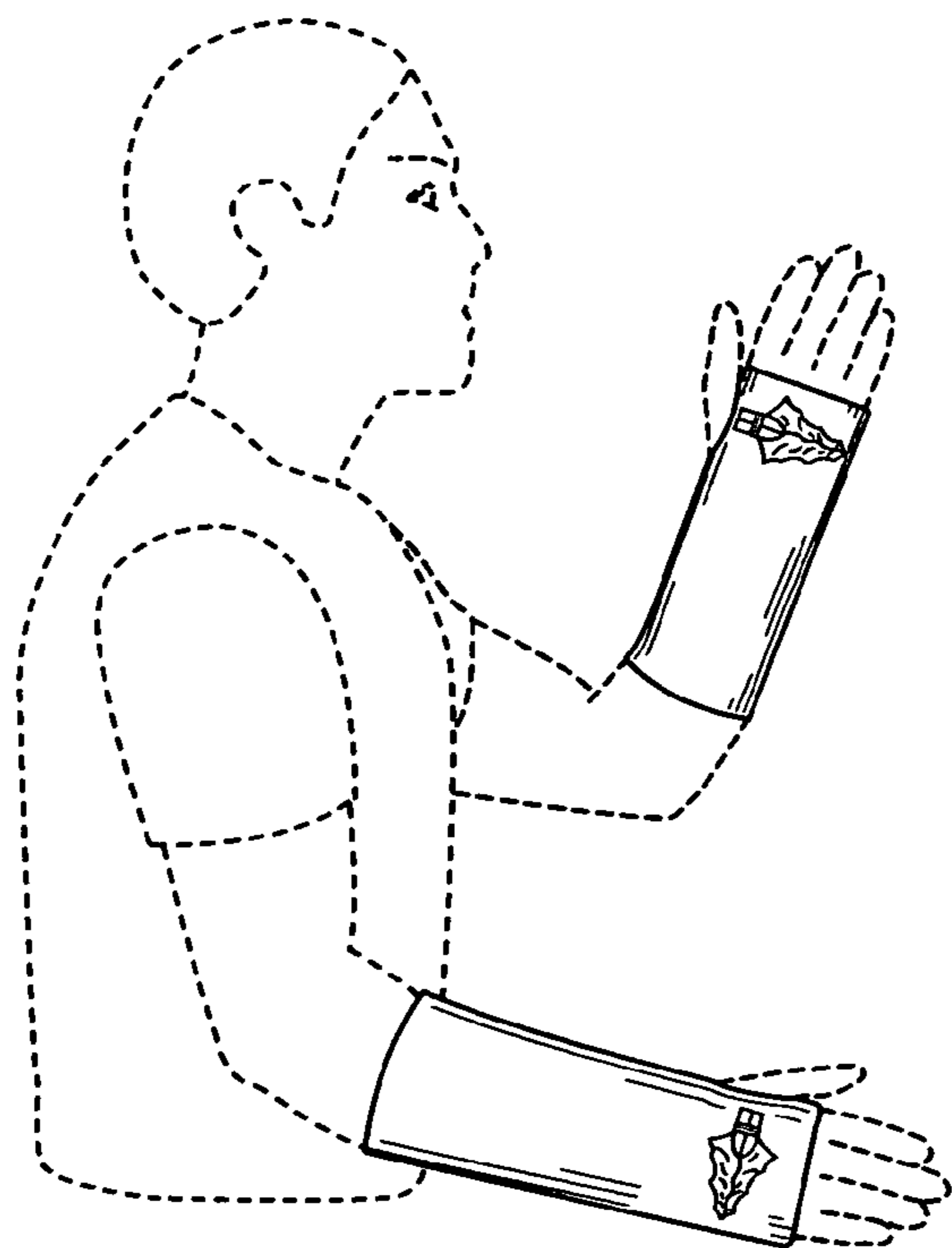


FIG. 4

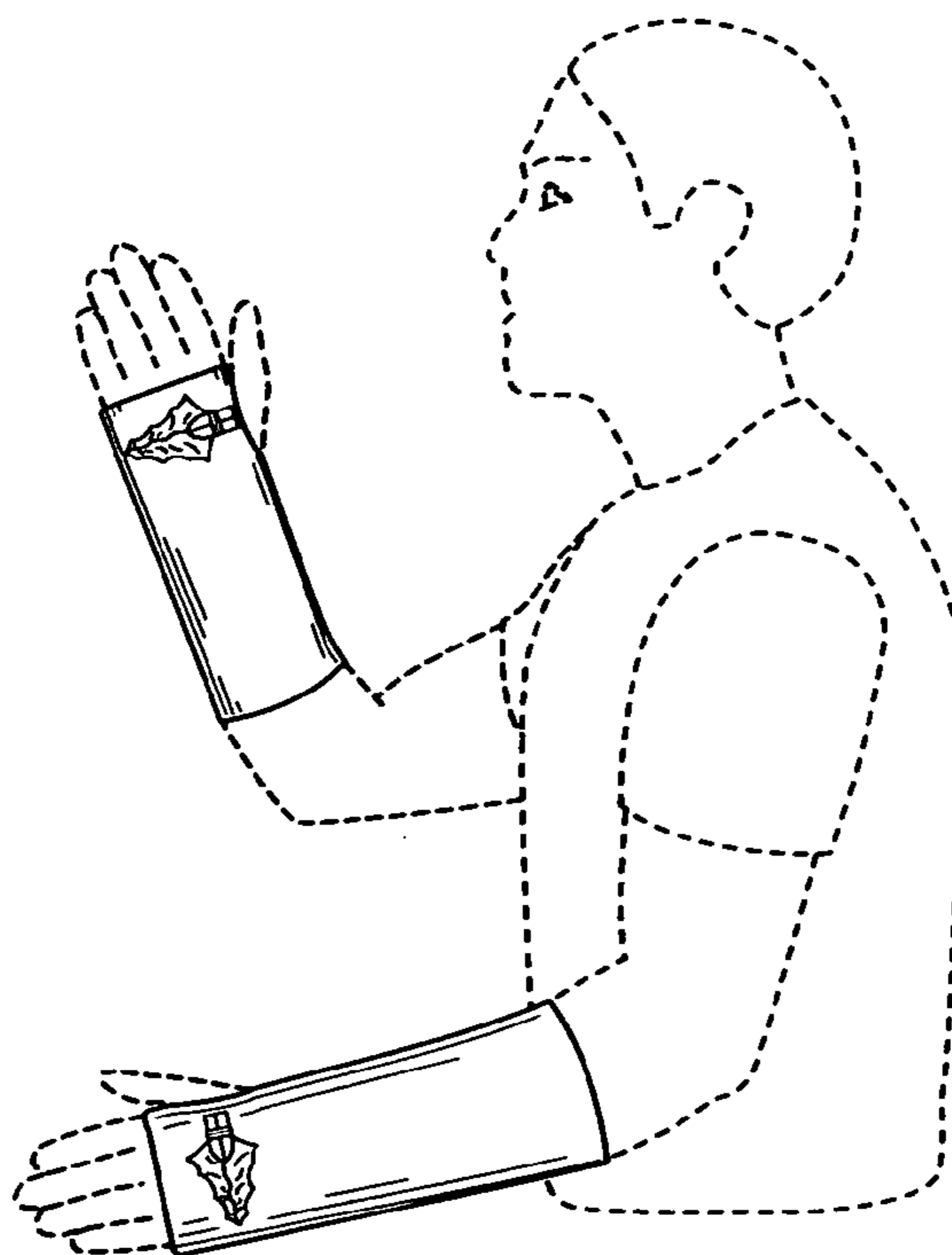


FIG. 5