



US00D675382S

(12) **United States Design Patent**
Eugene et al.

(10) **Patent No.:** **US D675,382 S**
(45) **Date of Patent:** **** Jan. 29, 2013**

(54) **FINGER GRIP**

DESCRIPTION

(76) Inventors: **Jamelle Brian Eugene**, Naples, FL (US); **DaJuan Morgan**, Riviera Beach, FL (US)
(**) Term: **14 Years**
(21) Appl. No.: **29/412,000**
(22) Filed: **Jan. 27, 2012**
(51) **LOC (9) Cl.** **29-02**
(52) **U.S. Cl.** **D29/114**
(58) **Field of Classification Search** D2/610, D2/614, 615, 616, 617, 618, 619, 620, 621, D2/622, 623; D21/400, 807; D28/63; D29/113, D29/114, 116.2, 117.1, 117.2, 120.1, 122, D29/123; D32/40, 41, 42, 43; 2/16, 20, 2/21, 159, 161.1, 161.2, 161.3, 161.4, 161.5, 2/161.6, 161.7, 161.8, 168; 15/104.94, 227; 294/25; 482/44, 48; 602/22
See application file for complete search history.

(56) **References Cited**

U.S. PATENT DOCUMENTS

D100,283 S * 7/1936 Ovenden D2/615
2,363,216 A * 11/1944 Wong 294/25
2,389,237 A * 11/1945 Petruccio 294/25
2,882,528 A * 4/1959 Tassie 2/21

(Continued)

FOREIGN PATENT DOCUMENTS

GB 4013440 * 1/2010

Primary Examiner — Karen E Eldridge Powers

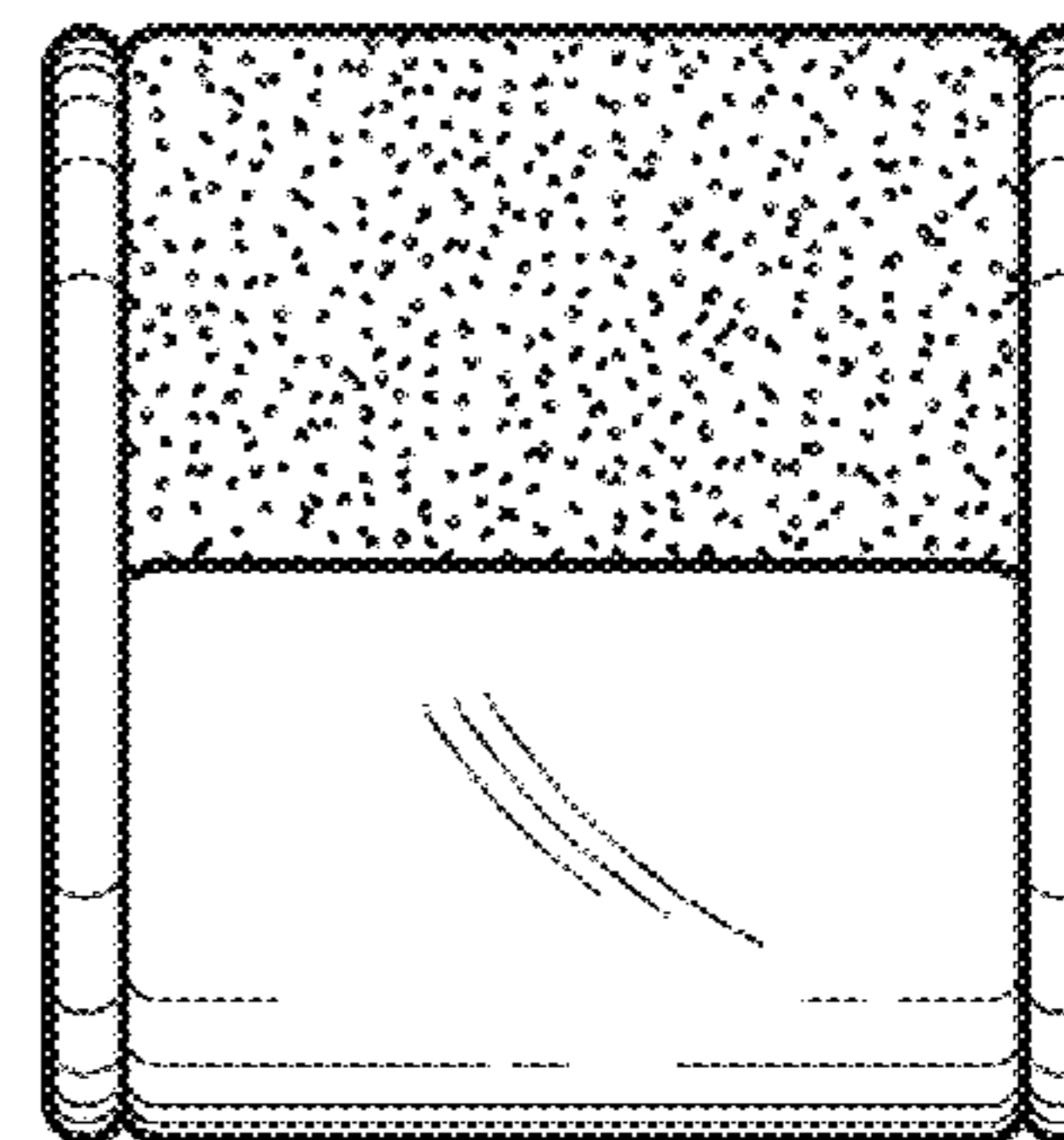
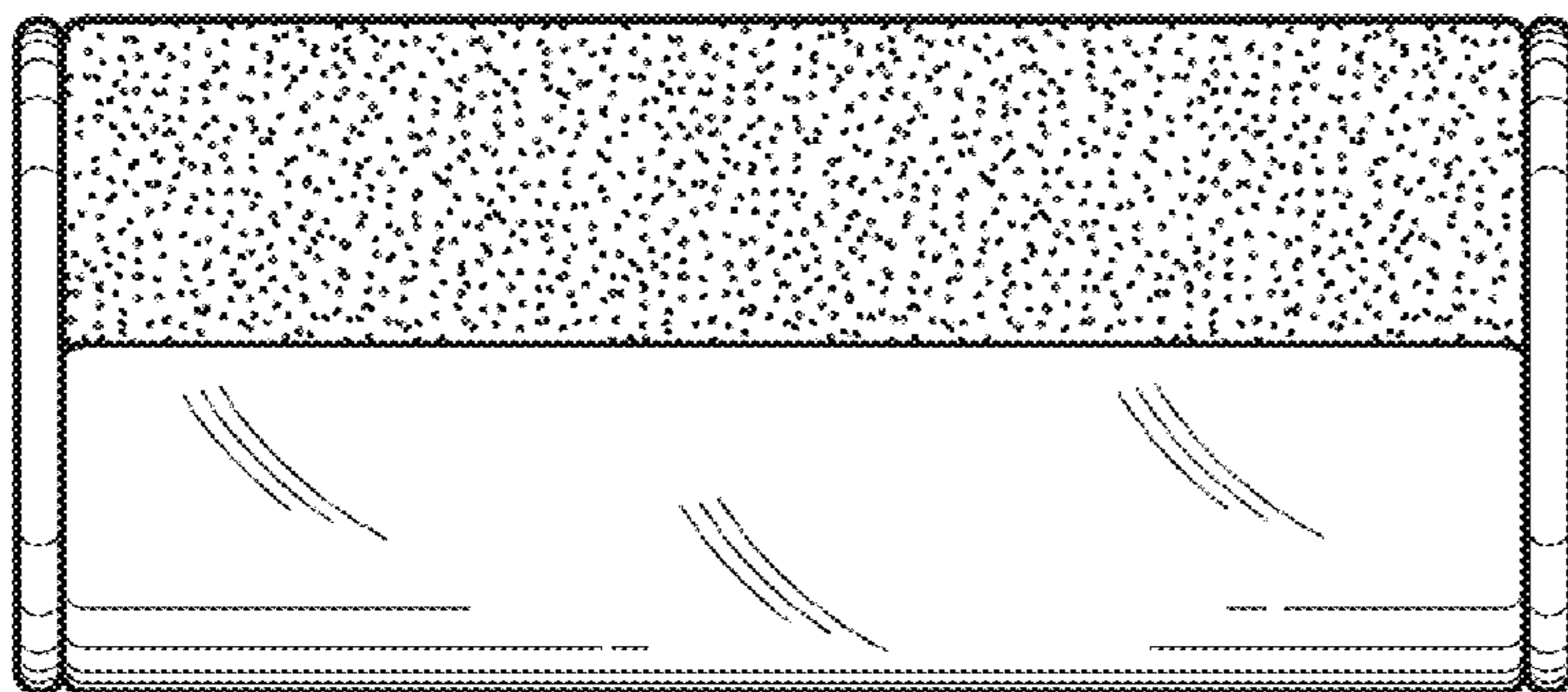
(74) *Attorney, Agent, or Firm* — James A. Italia; Italia IP

(57) **CLAIM**

The ornamental design for a finger grip, as shown and described.

FIG. 1 is a front perspective view of a finger grip, showing our new design;
FIG. 2 is a rear perspective view of the design shown in FIG. 1;
FIG. 3 is a front plan view of a single finger grip as shown in FIG. 1;
FIG. 4 is a rear plan view of a single finger grip as shown in FIG. 1;
FIG. 5 is a left-side elevational view of a single finger grip as shown in FIG. 1;
FIG. 6 is a right-side elevational view of a single finger grip as shown in FIG. 1;
FIG. 7 is a top plan view of a single finger grip as shown in FIG. 1;
FIG. 8 is a bottom plan view of a single finger grip as shown in FIG. 1;
FIG. 9 is a front perspective view of an additional embodiment of a finger grip, showing our new design.
FIG. 10 is a front plan view of a single finger grip as shown in FIG. 9;
FIG. 11 is a rear plan view of a single finger grip as shown in FIG. 9;
FIG. 12 is a left-side elevational view of a single finger grip as shown in FIG. 9;
FIG. 13 is a right-side elevational view of a single finger grip as shown in FIG. 9;
FIG. 14 is a top plan view of a single finger grip as shown in FIG. 9; and,
FIG. 15 is a bottom plan view of a single finger grip as shown in FIG. 9.
The tips of the finger grips and the plural showings of finger tips shown in broken lines are unclaimed features of the article in which the design is embodied. The human hand shown in broken lines depicts the environment in which the design is used, and assists in illustrating how the design appears when worn. The human hand forms no part of the claim.

1 Claim, 5 Drawing Sheets



US D675,382 S

Page 2

U.S. PATENT DOCUMENTS

4,763,940	A *	8/1988	Held	294/25	2005/0125870	A1 *	6/2005	Spies	2/16
D372,578	S *	8/1996	Chapman	D29/113	2006/0277641	A1 *	12/2006	Gazau	2/16
5,715,539	A *	2/1998	Benecki et al.	2/160	2007/0021700	A1 *	1/2007	Liebowitz	602/22
6,182,293	B1 *	2/2001	Mustin	2/161.1	2009/0083927	A1 *	4/2009	Sylvester	15/227
D463,071	S *	9/2002	Felix	D29/114	2009/0144880	A1 *	6/2009	Desjardin et al.	2/161.1
6,839,905	B1 *	1/2005	Bruder et al.	2/21	2009/0158486	A1 *	6/2009	Cote	2/21
7,251,836	B2 *	8/2007	Santiago	2/21	2011/0062732	A1 *	3/2011	Suard	294/25
7,383,591	B1 *	6/2008	Getzwiller et al.	2/161.1	2011/0245747	A1 *	10/2011	Wollstein et al.	602/22
D628,767	S *	12/2010	Bengyak	D2/619	2012/0042429	A1 *	2/2012	Zare	2/20
2004/0187182	A1 *	9/2004	Carraway	2/21	2012/0111349	A1 *	5/2012	Bowsher	132/200

* cited by examiner

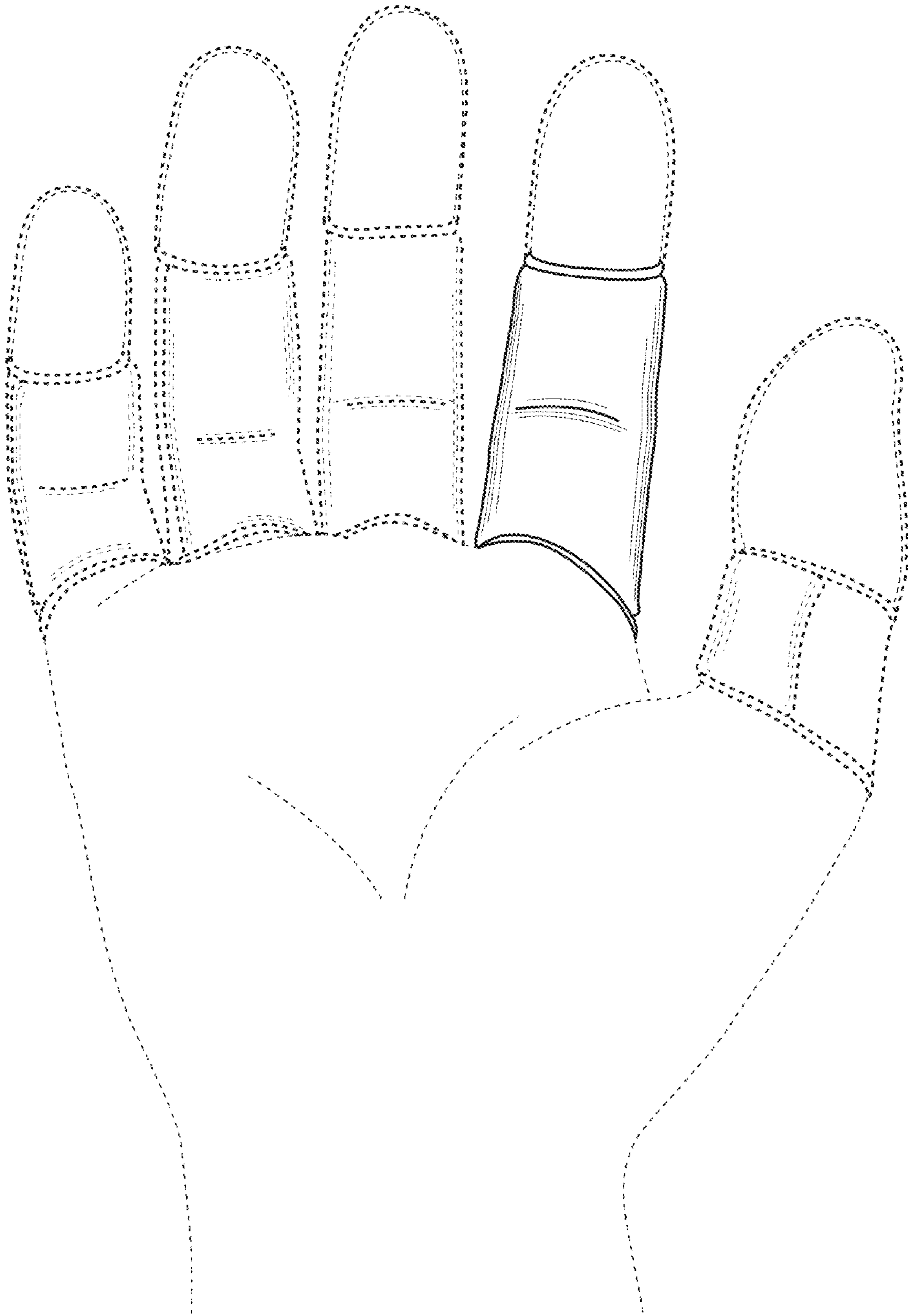


FIG. 1

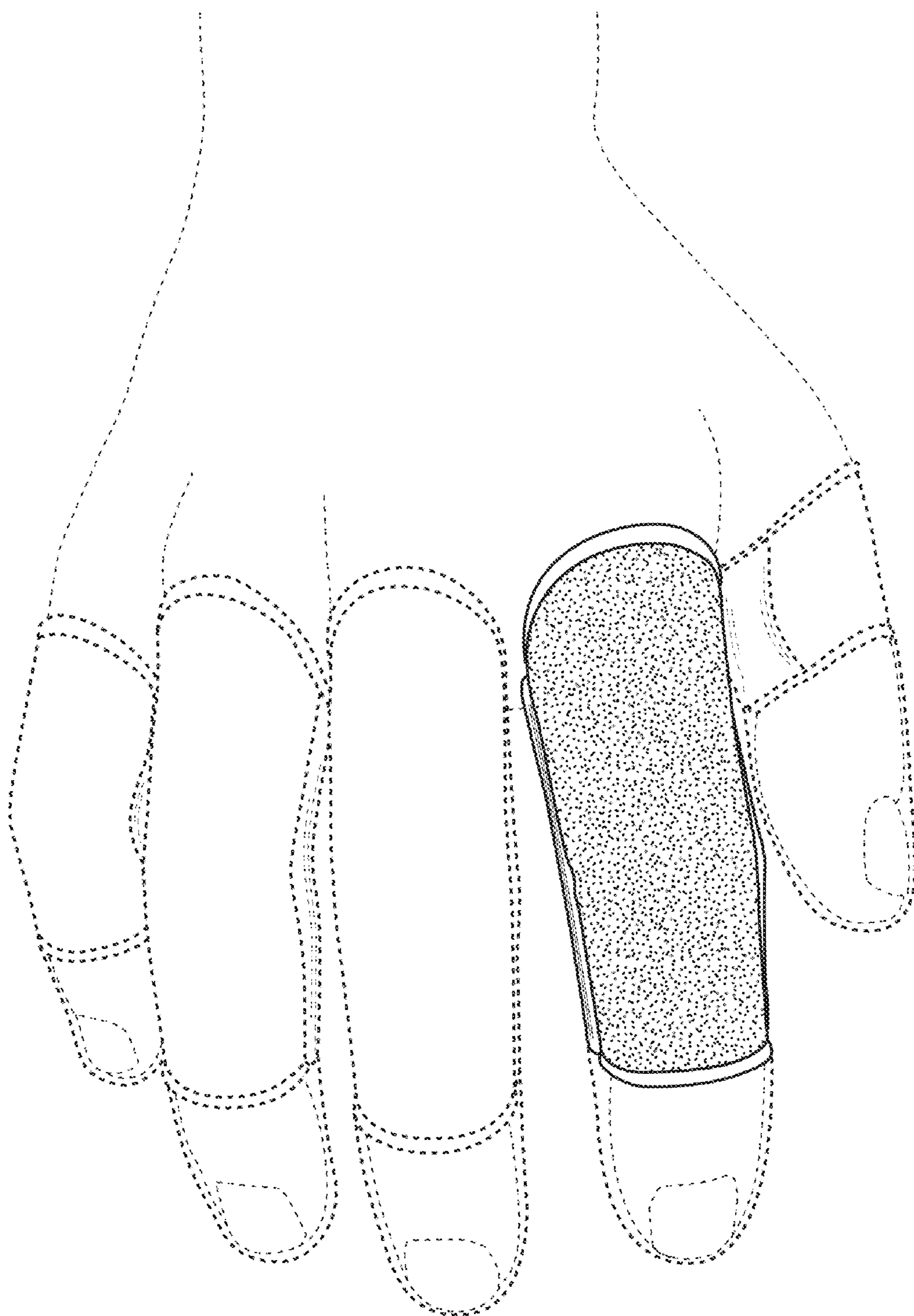


FIG. 2




FIG. 3




FIG. 4

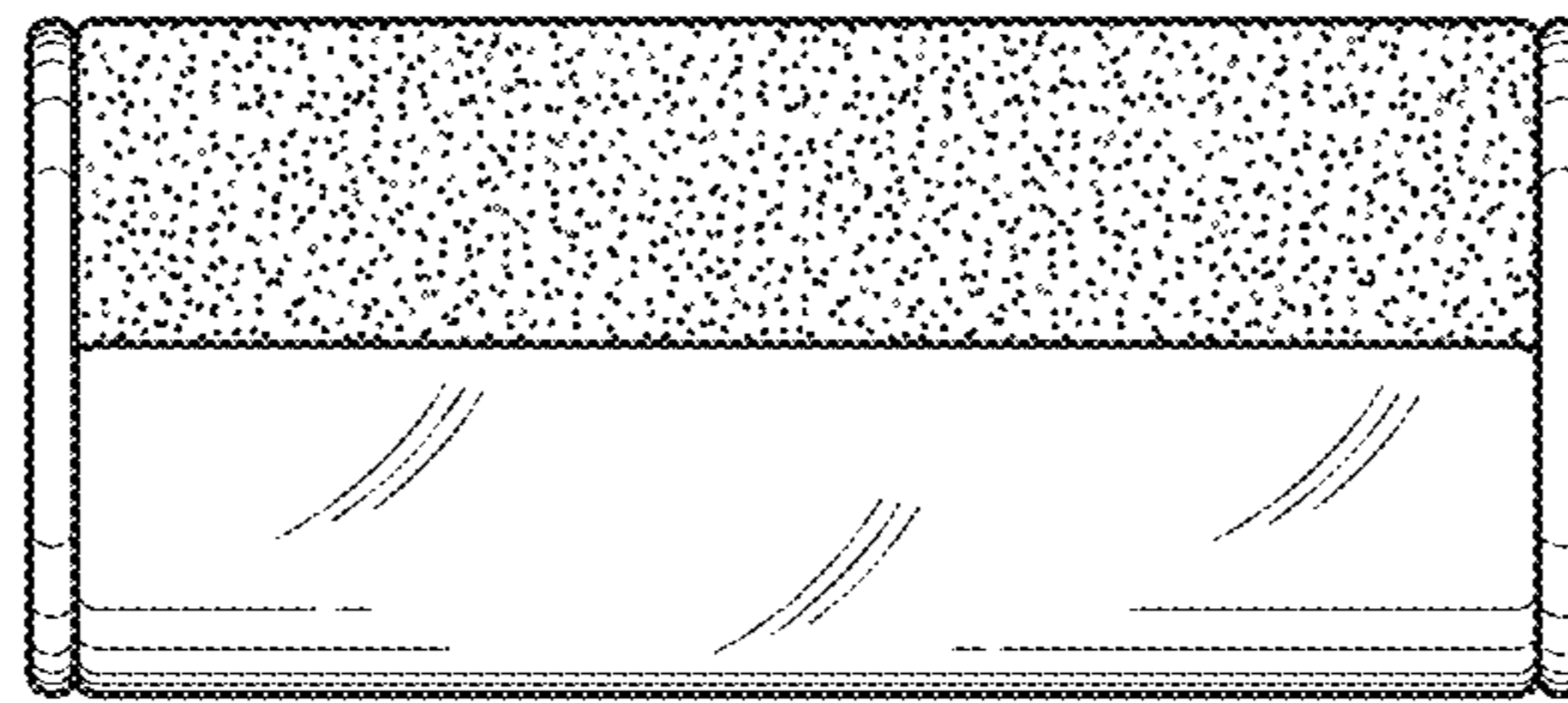


FIG. 5

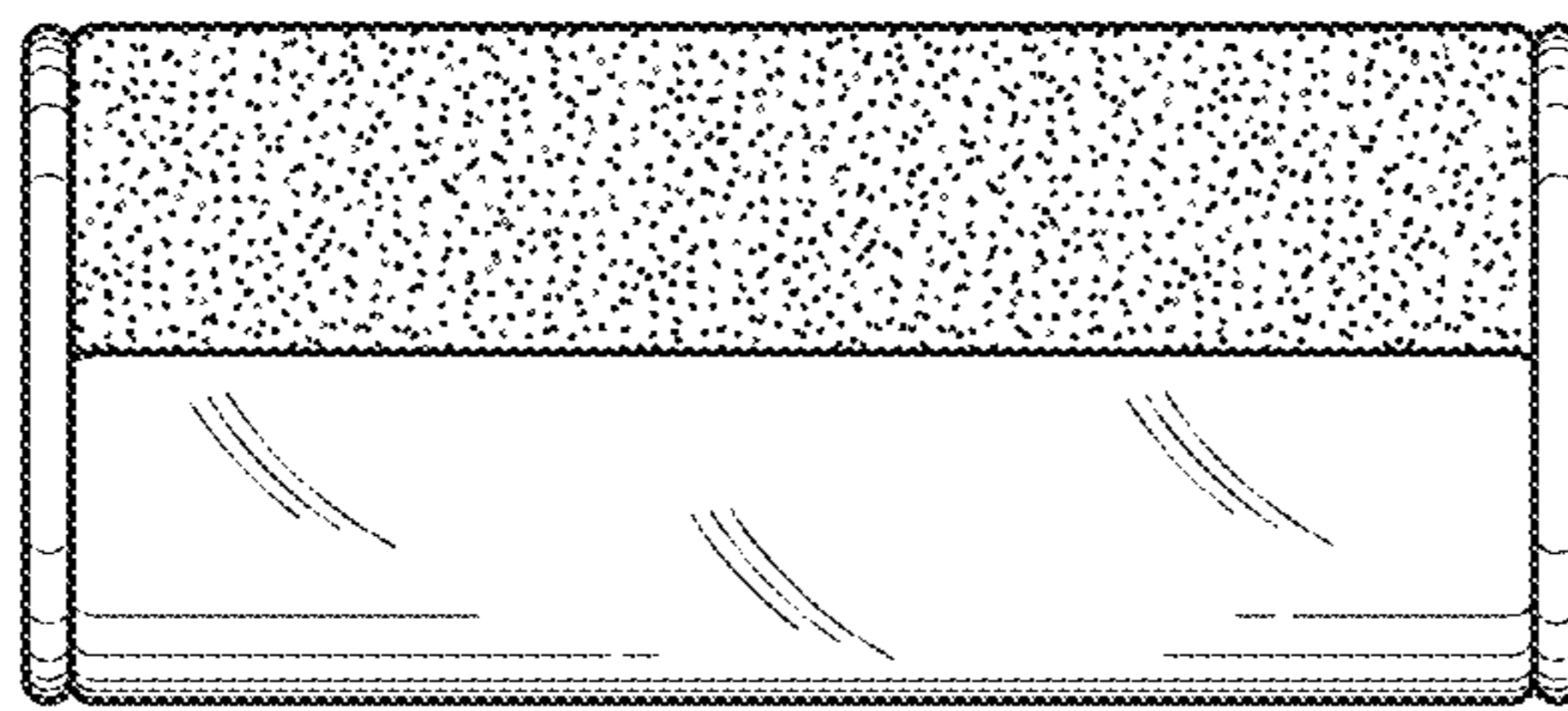


FIG. 6

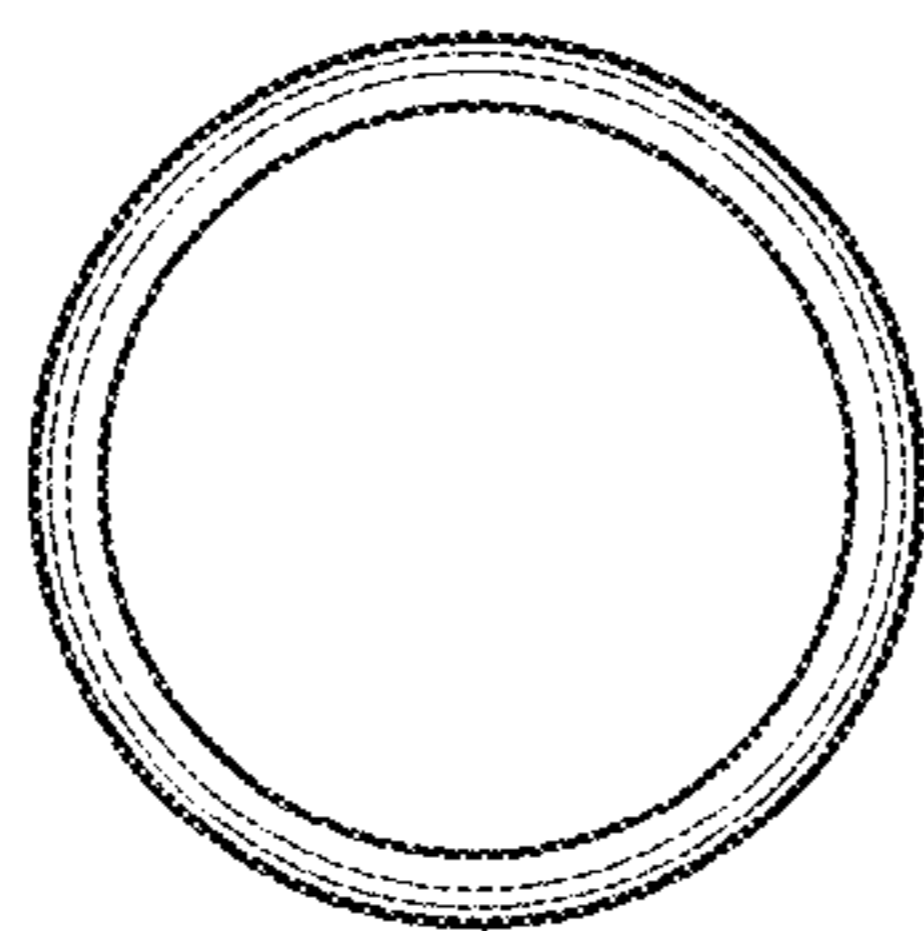


FIG. 7

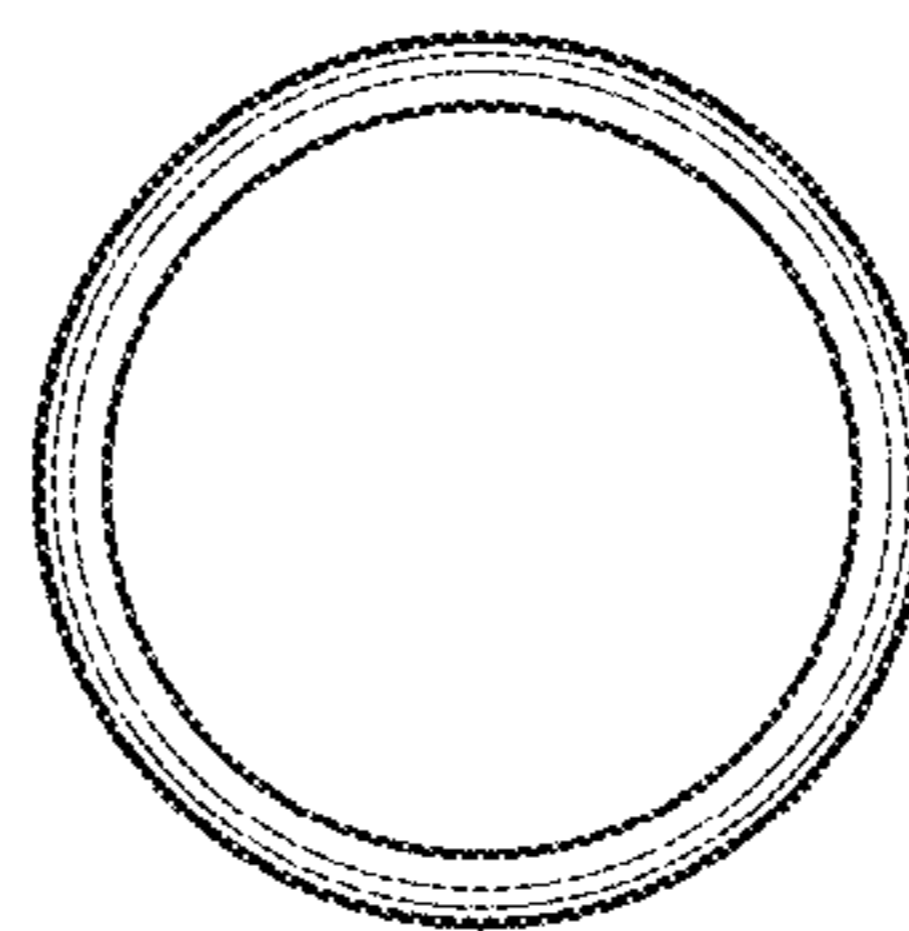


FIG. 8




FIG. 9




FIG. 10

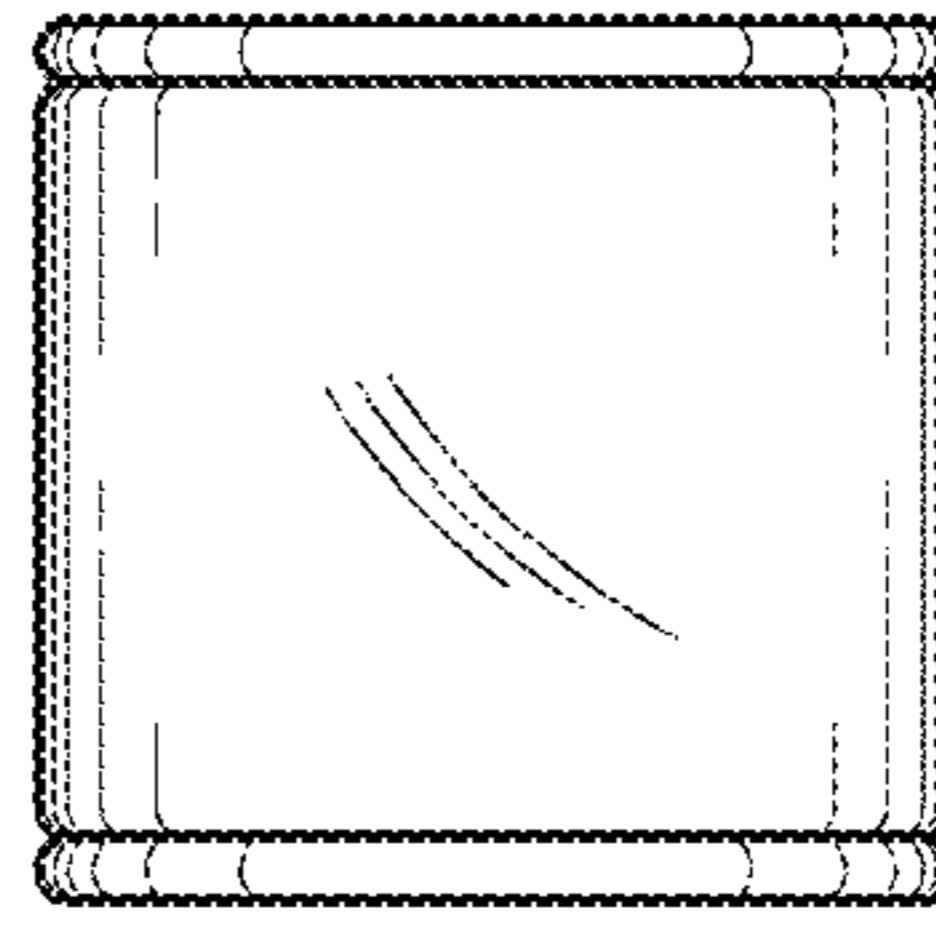


FIG. 11

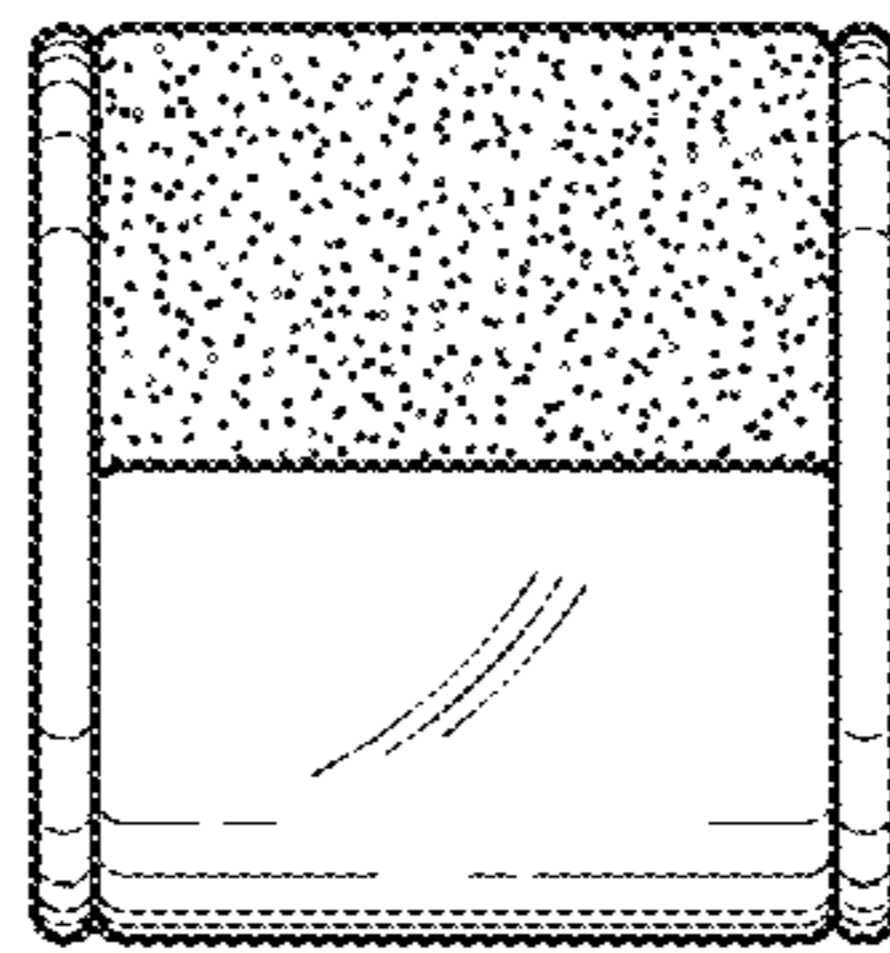


FIG. 12

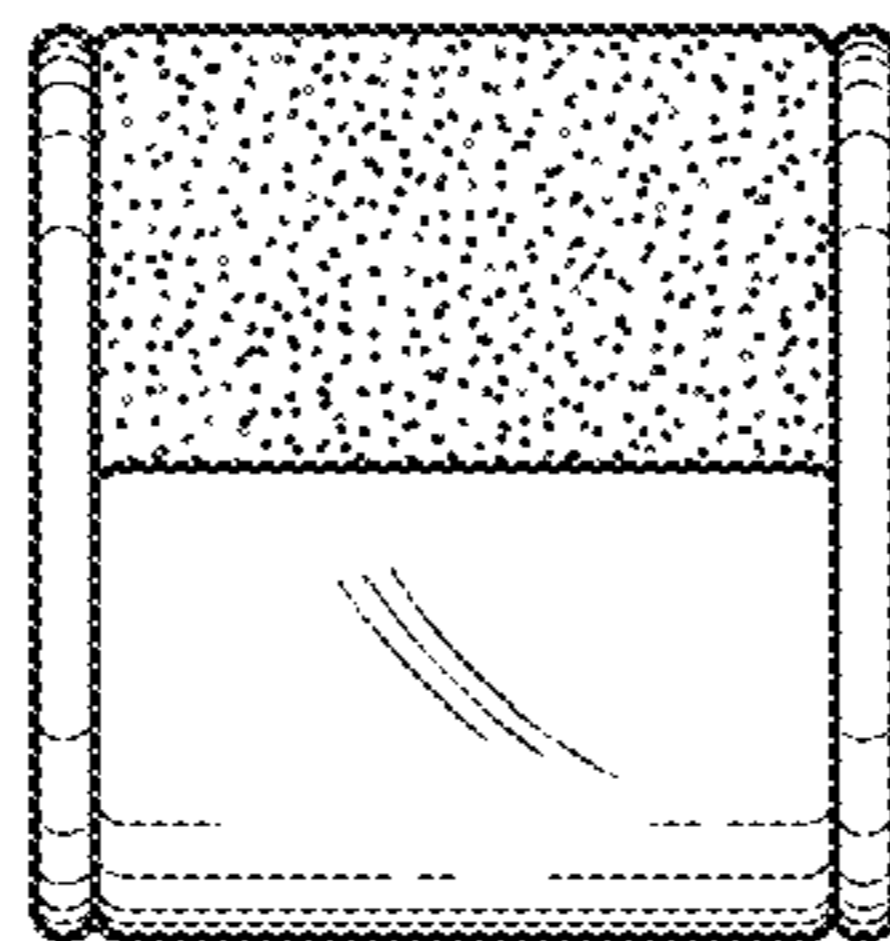


FIG. 13

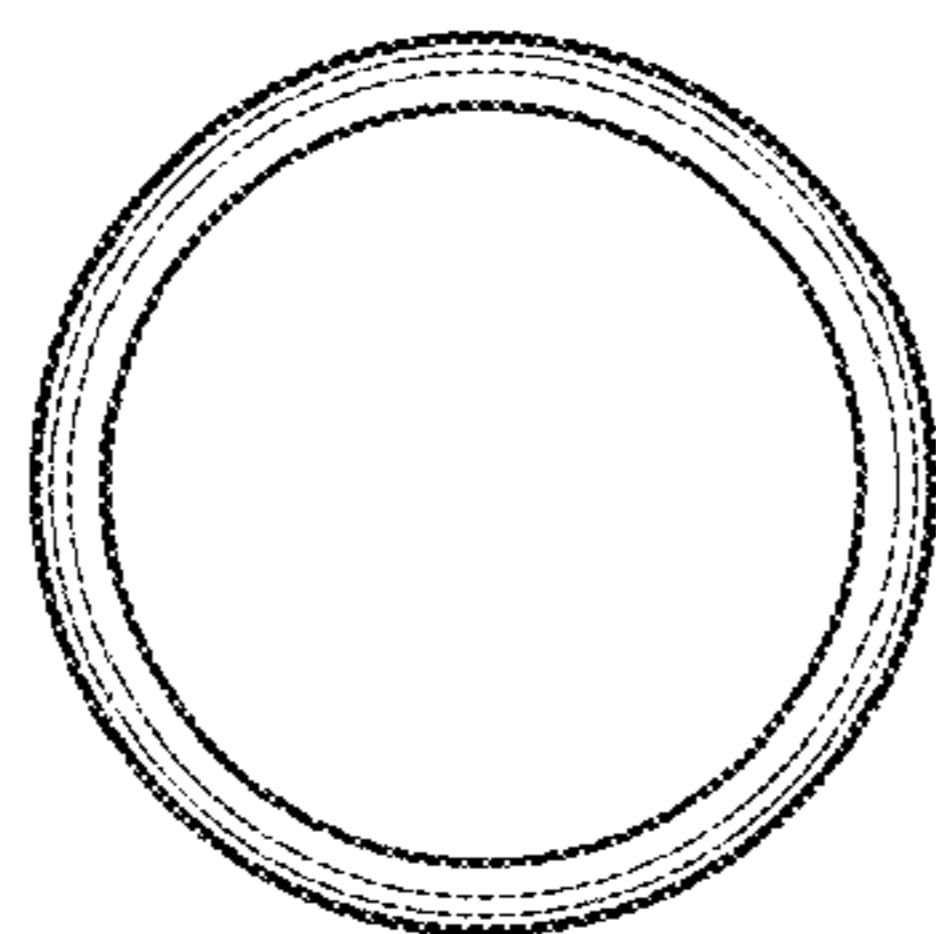


FIG. 14

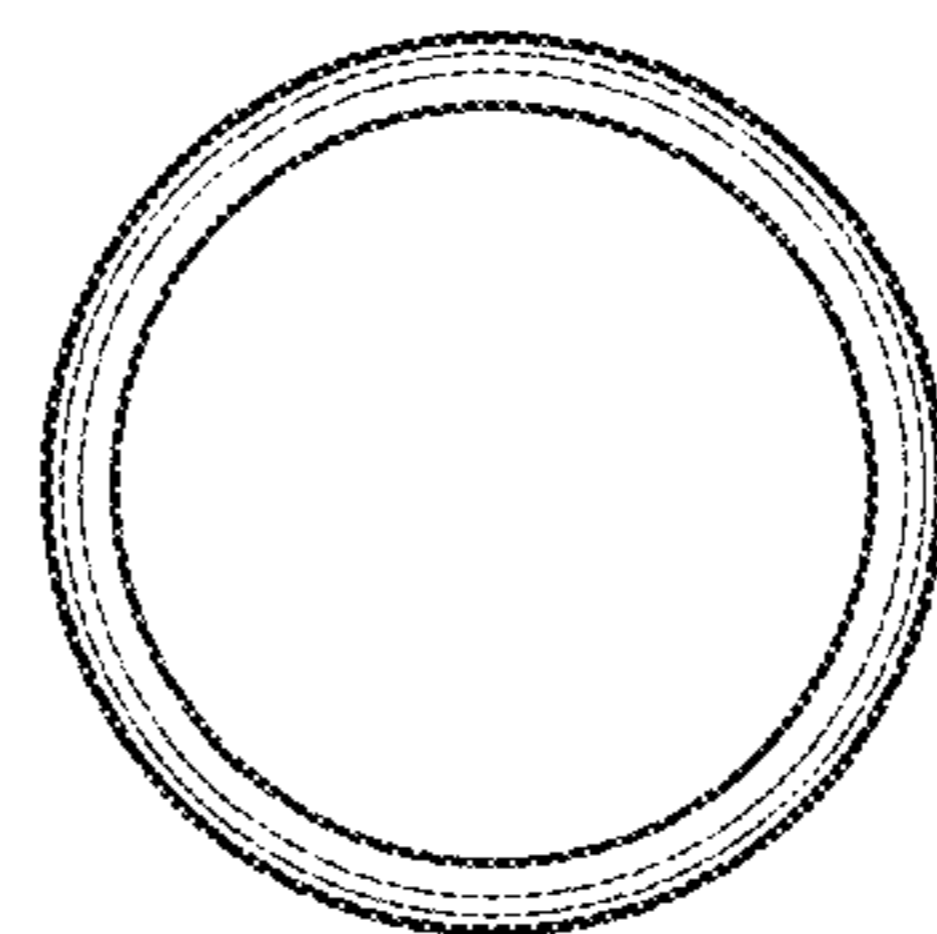


FIG. 15