



US00D675381S

(12) **United States Design Patent**  
**Rambo**

(10) **Patent No.:** **US D675,381 S**  
(45) **Date of Patent:** **\*\* Jan. 29, 2013**

(54) **SUN PROTECTIVE GARMENT**  
(75) Inventor: **Patricia Rambo**, Avondale, PA (US)  
(73) Assignee: **Patricia Rambo**, Avondale, PA (US)  
(\*\*) Term: **14 Years**  
(21) Appl. No.: **29/397,258**  
(22) Filed: **Jul. 13, 2011**  
(51) **LOC (9) Cl.** ..... **29-02**  
(52) **U.S. Cl.** ..... **D29/100**  
(58) **Field of Classification Search** ..... D29/100,  
D29/101.1, 101.2, 101.3, 101.4, 101.5; D2/211,  
D2/211 R, 215, 456, 457, 743; 2/69.5, 84;  
137/280  
See application file for complete search history.

D516,252 S \* 2/2006 Farshid et al. .... D29/100  
7,389,544 B1 6/2008 Biggerstaff  
D629,568 S \* 12/2010 Reynolds et al. .... D29/100  
7,921,469 B2 4/2011 Ward  
D638,611 S 5/2011 Benderradji

\* cited by examiner

*Primary Examiner* — Susan Bennett Hattan  
*Assistant Examiner* — Barbara B Lohr

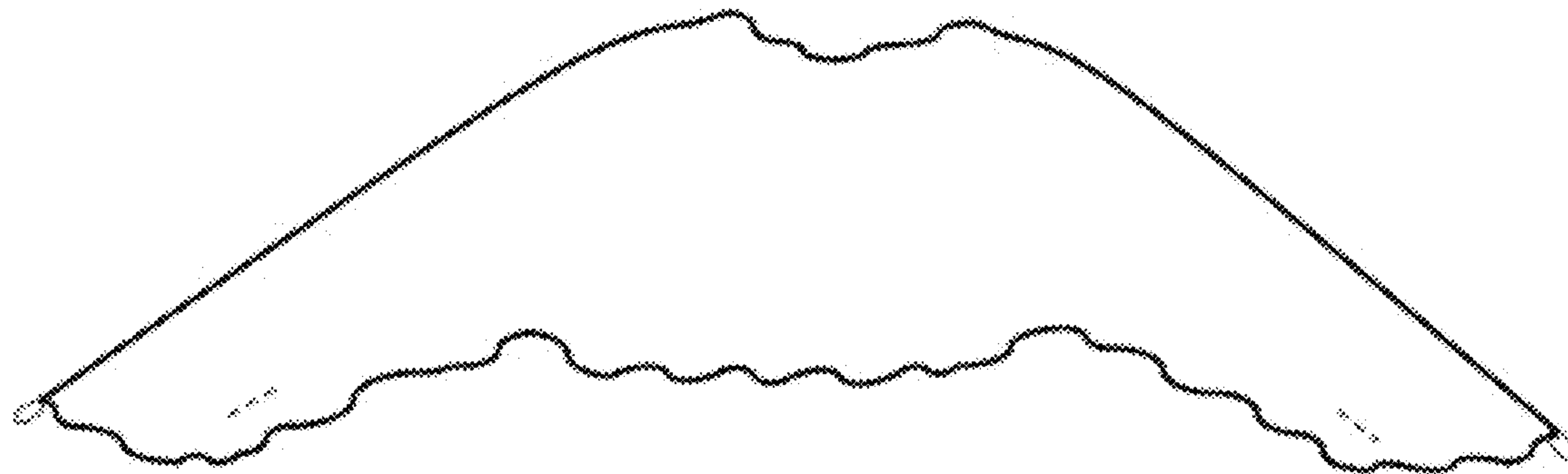
(57) **CLAIM**  
The ornamental design for a sun protective garment, as shown and described.

**DESCRIPTION**

FIG. 1 is a front view of the sun protective garment.  
FIG. 2 is an enlarged front view of the attachment detail at the end of a sleeve of the sun protective garment.  
FIG. 3 is a side elevation view of the sun protective garment, as shown in use.  
FIG. 4 is a top plan view of the sun protective garment, as shown in use.  
FIG. 5 is a bottom plan view of the sun protective garment, as shown in use.  
FIG. 6 is an enlarged bottom plan view of the attachment detail of the sun protective garment, as shown in use; and,  
FIG. 7 is a frontal view of the sun protective garment in use. The broken lines at the inner wrist depict stitching in FIGS. 1, 2, and 7 form part of the claimed design. The broken lines on the outside edges of FIGS. 2 and 6 depict the boundaries of the enlarged areas of the claimed design, but form no part of the claimed design. The broken lines depicting the wearer in FIGS. 3 through 7 are for illustrative purposes only and do not form a part of the claimed design.

(56) **References Cited**  
U.S. PATENT DOCUMENTS  
166,904 A \* 8/1875 Bridges ..... 137/280  
279,669 A \* 6/1883 Ruelle ..... 2/84  
1,157,341 A 10/1915 Tallerday  
2,237,368 A 2/1940 Seitzman  
2,911,649 A \* 11/1959 Ruelle et al. .... 2/69.5  
3,798,674 A 3/1974 Daniel  
5,212,837 A 5/1993 Gose et al.  
5,459,881 A 10/1995 Fagan et al.  
D374,971 S 10/1996 Park  
5,628,062 A 5/1997 Tseng  
D382,091 S 8/1997 Leahy  
D388,554 S 12/1997 Broderick  
D429,059 S 8/2000 Simmons  
D430,721 S 9/2000 Beauchan  
D487,171 S 2/2004 Miller  
6,952,838 B1 10/2005 Gillette

**1 Claim, 3 Drawing Sheets**






FIG. 1

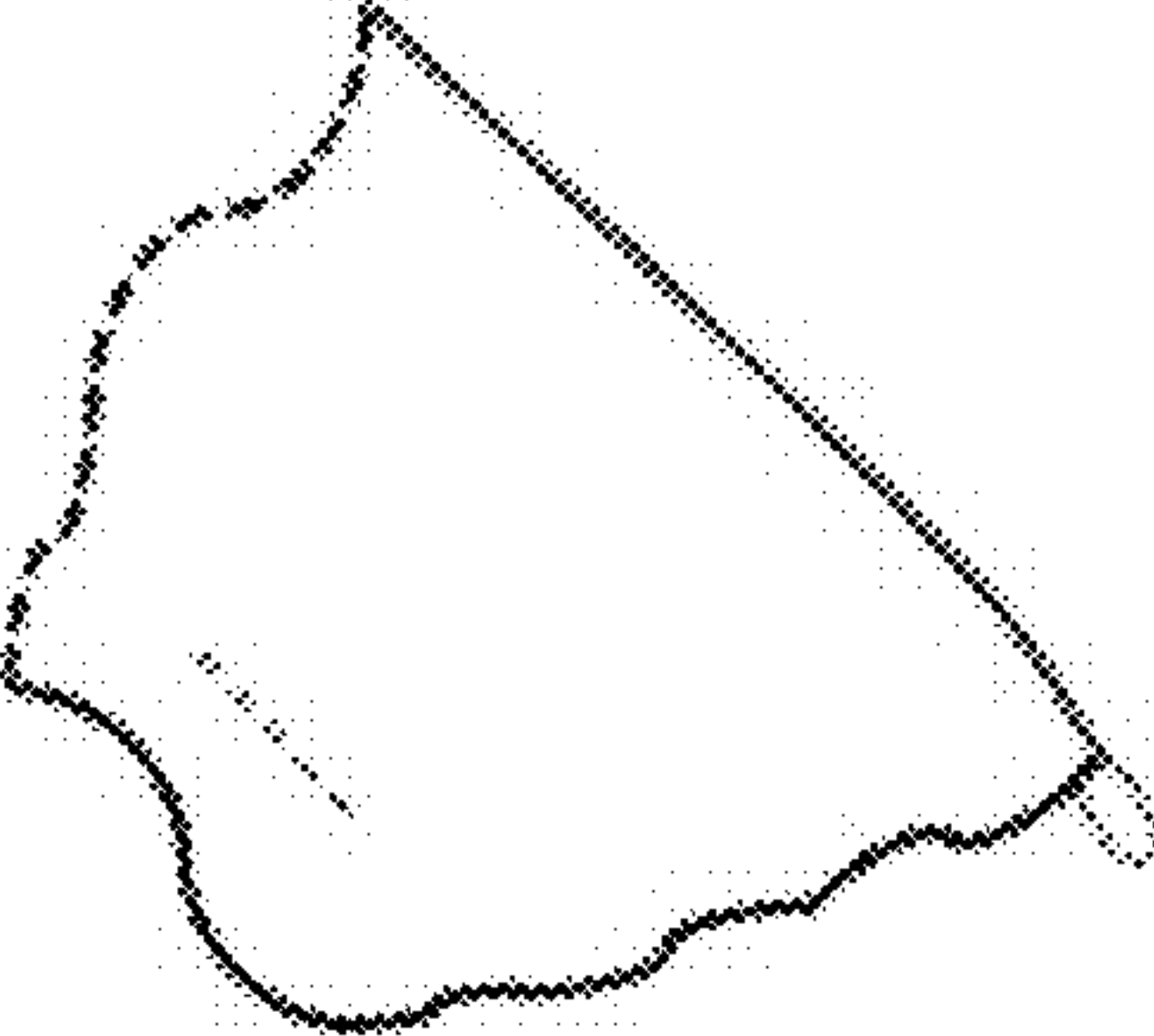


FIG. 2

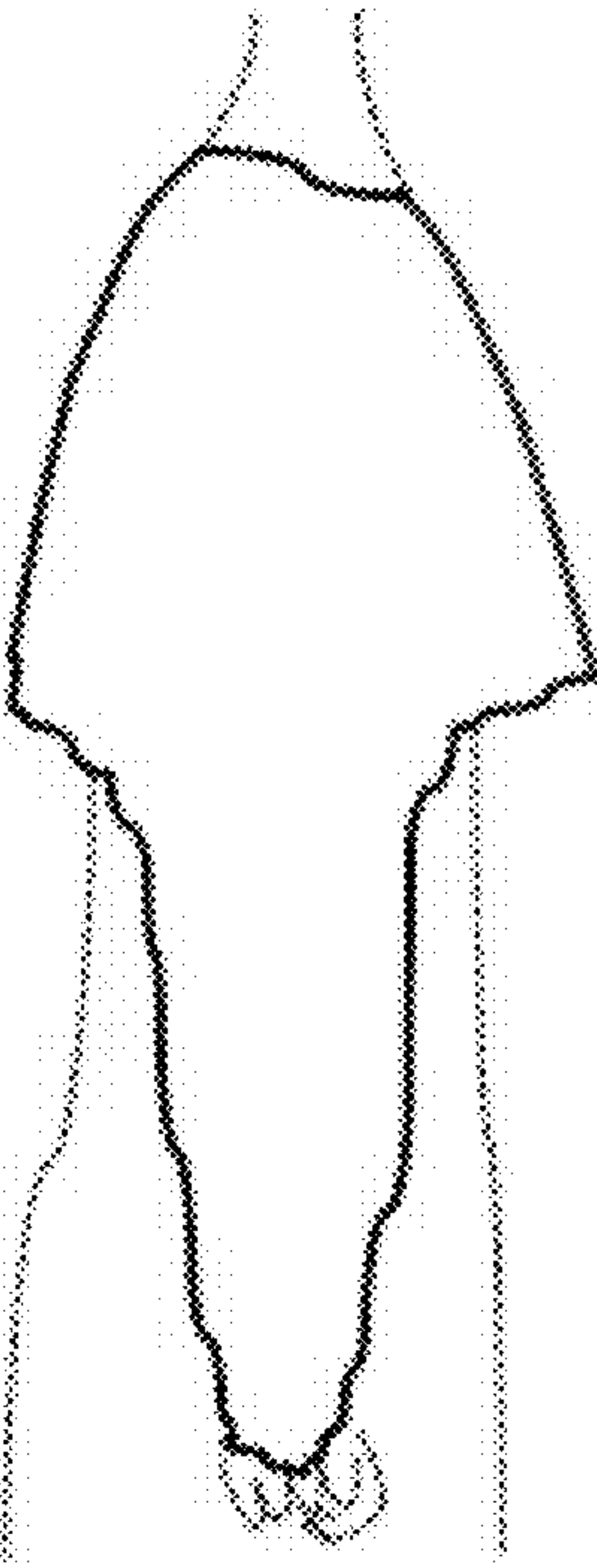


FIG. 3

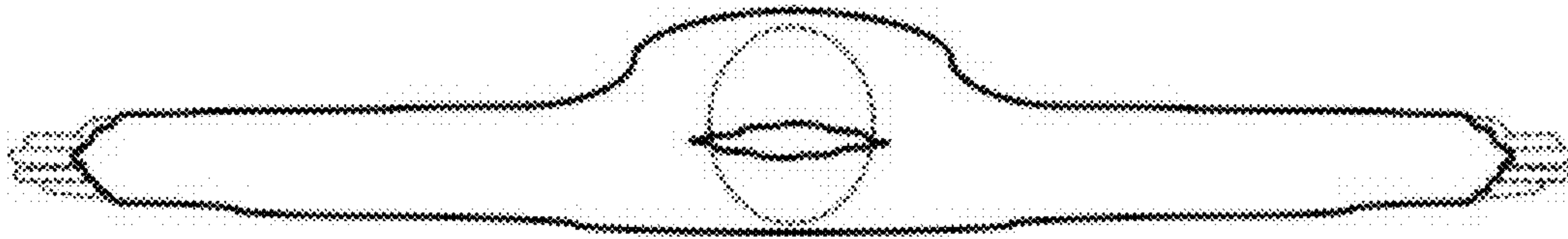


FIG. 4




FIG. 5




FIG. 6

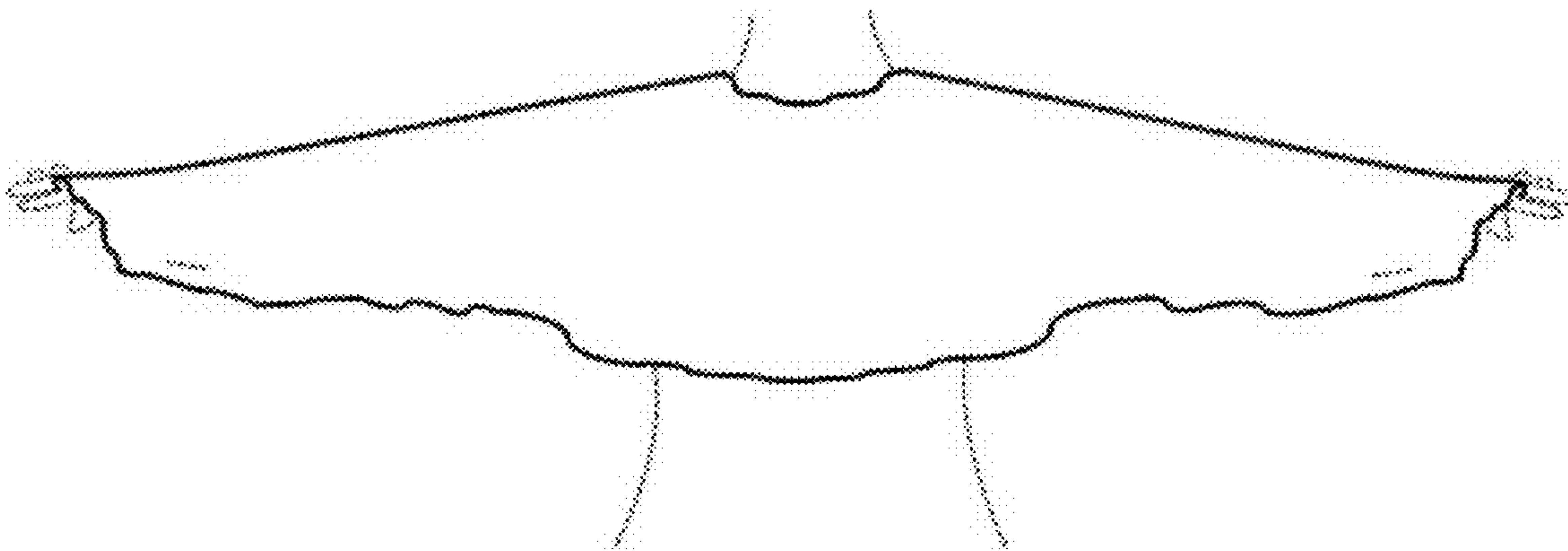


FIG. 7