



US00D675353S

(12) **United States Design Patent**
Kazama

(10) **Patent No.:** **US D675,353 S**
(45) **Date of Patent:** **** Jan. 29, 2013**

(54) **REAR COMBINATION LAMP FOR AN
AUTOMOBILE**

(75) Inventor: **Satoshi Kazama**, Wako (JP)

(73) Assignee: **Honda Motor Co., Ltd.**, Tokyo (JP)

(**) Term: **14 Years**

(21) Appl. No.: **29/420,059**

(22) Filed: **May 3, 2012**

(30) **Foreign Application Priority Data**

Nov. 4, 2011 (JP) 2011-025498

(51) **LOC (9) Cl.** **26-06**

(52) **U.S. Cl.** **D26/28**

(58) **Field of Classification Search** D26/28-36;
362/459-468, 475-478, 485-487

See application file for complete search history.

(56) **References Cited**

U.S. PATENT DOCUMENTS

D550,380 S * 9/2007 Lin D26/28
D552,769 S * 10/2007 Leclercq D26/28
D565,211 S * 3/2008 Haller et al. D26/28
D602,616 S * 10/2009 Okamura et al. D26/28

* cited by examiner

Primary Examiner — Marcus Jackson

(74) *Attorney, Agent, or Firm* — Plumsea Law Group, LLC

(57) **CLAIM**

The ornamental design for, a rear combination lamp for an automobile, as shown and described.

DESCRIPTION

FIG. 1 is a perspective view of a rear combination lamp for an automobile, showing our new design; FIG. 2 is a front elevation view thereof; FIG. 3 is a top plan view thereof; and, FIG. 4 is a right side elevation view thereof. The broken lines are for illustrative purposes only and form no part of the claimed design.

1 Claim, 4 Drawing Sheets

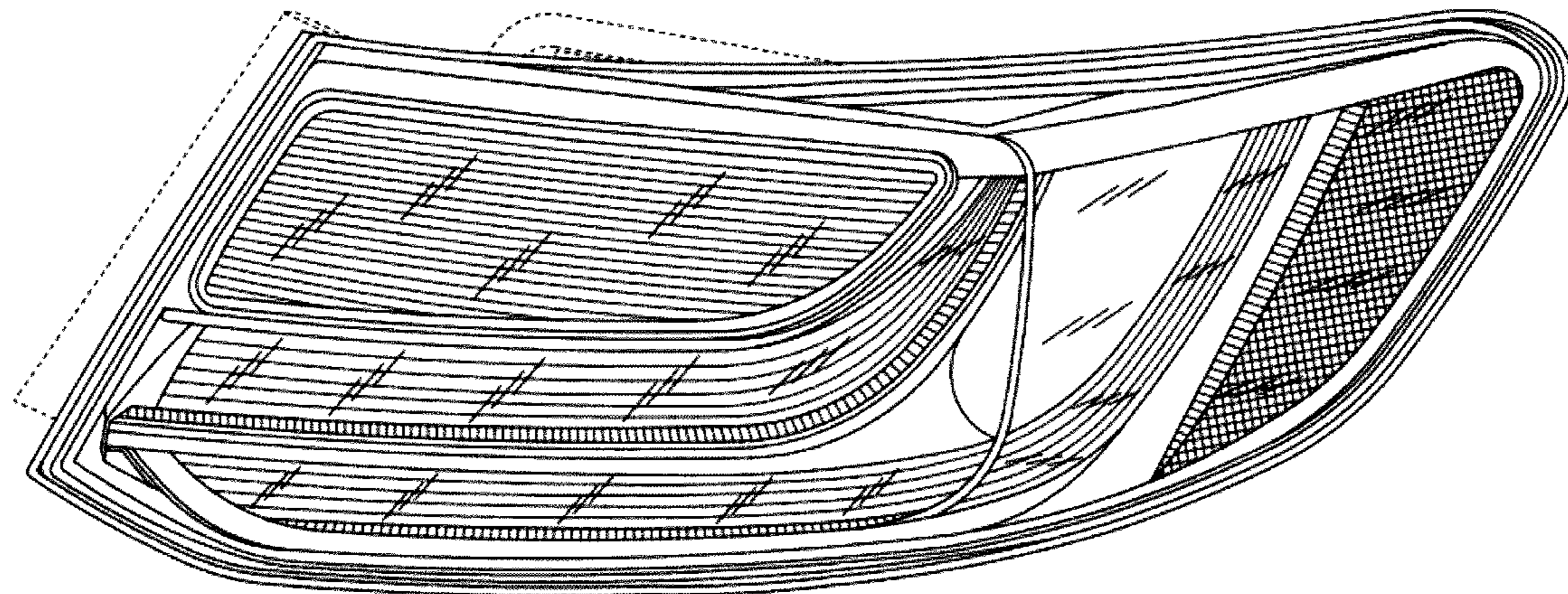


Fig.1

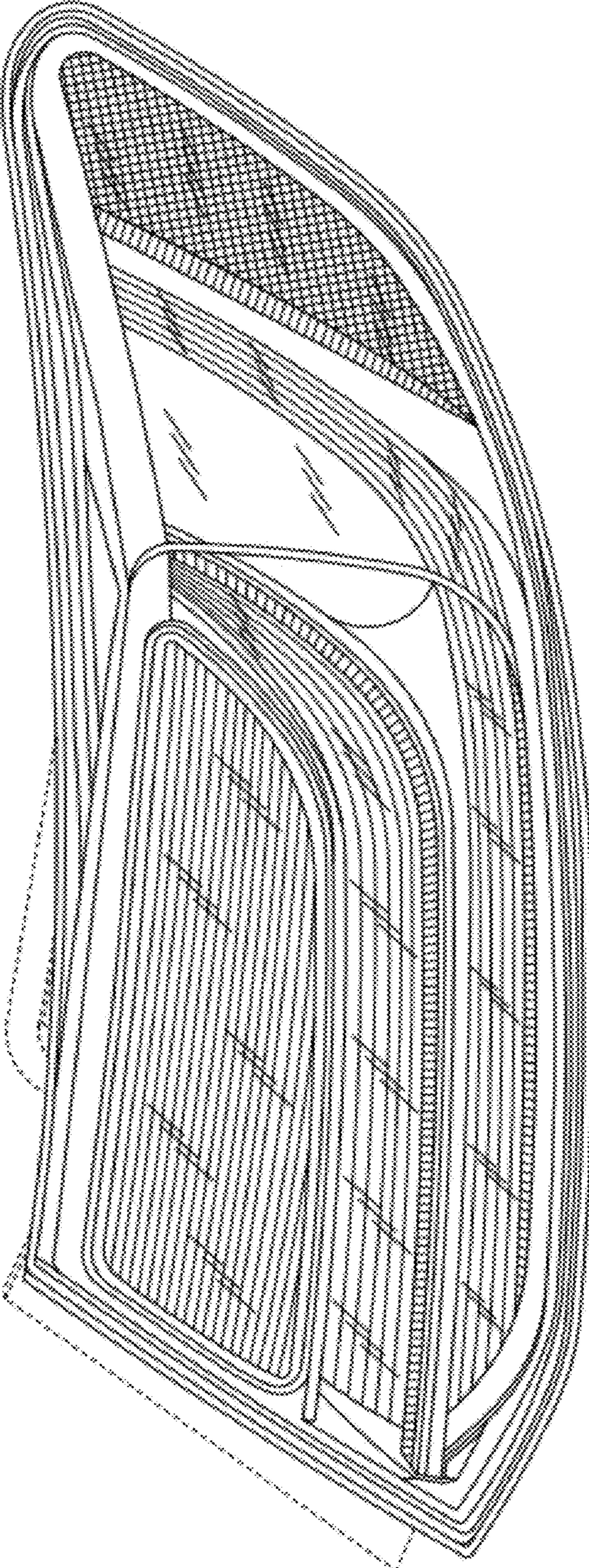


Fig. 2

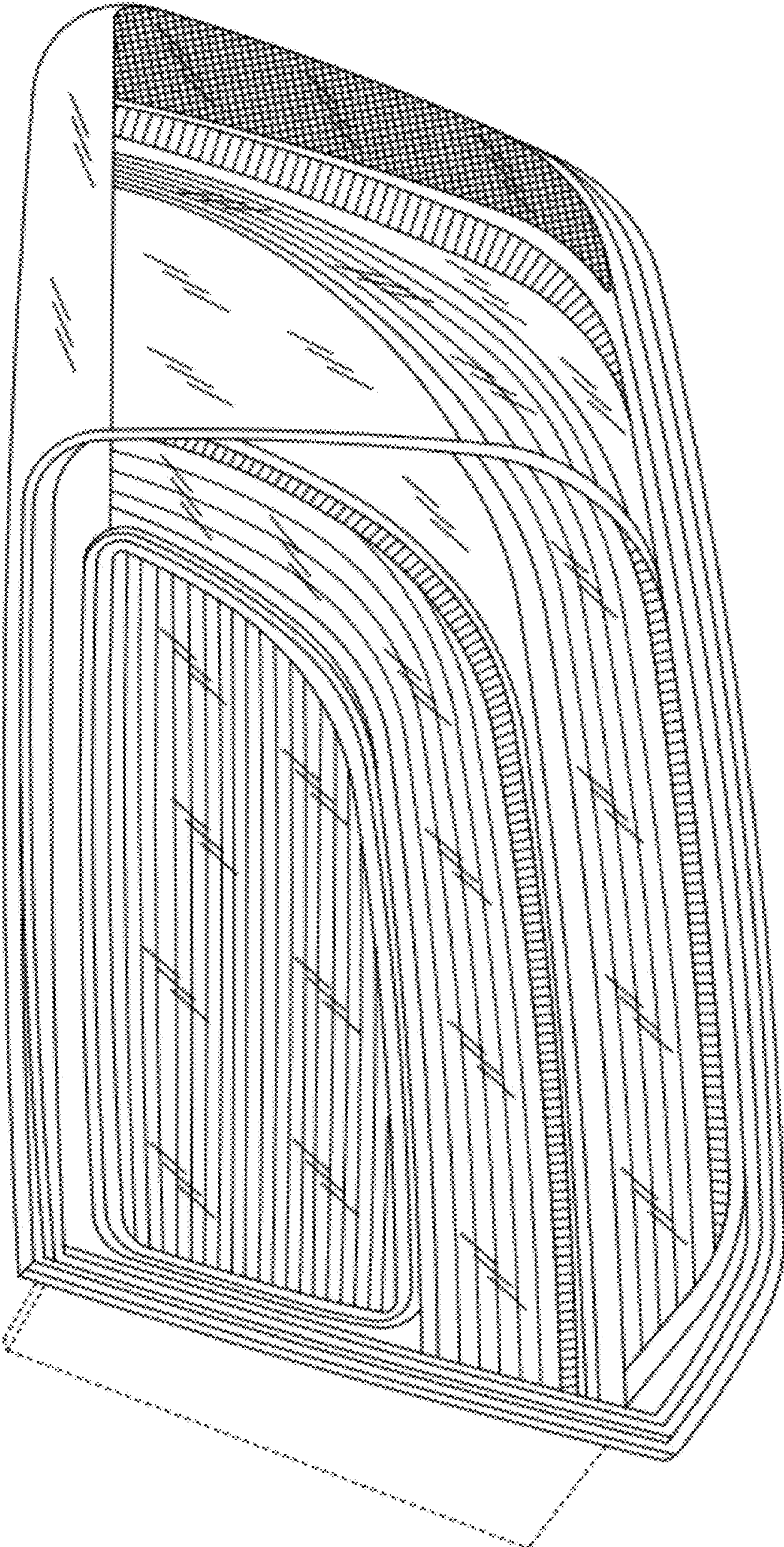


Fig. 3

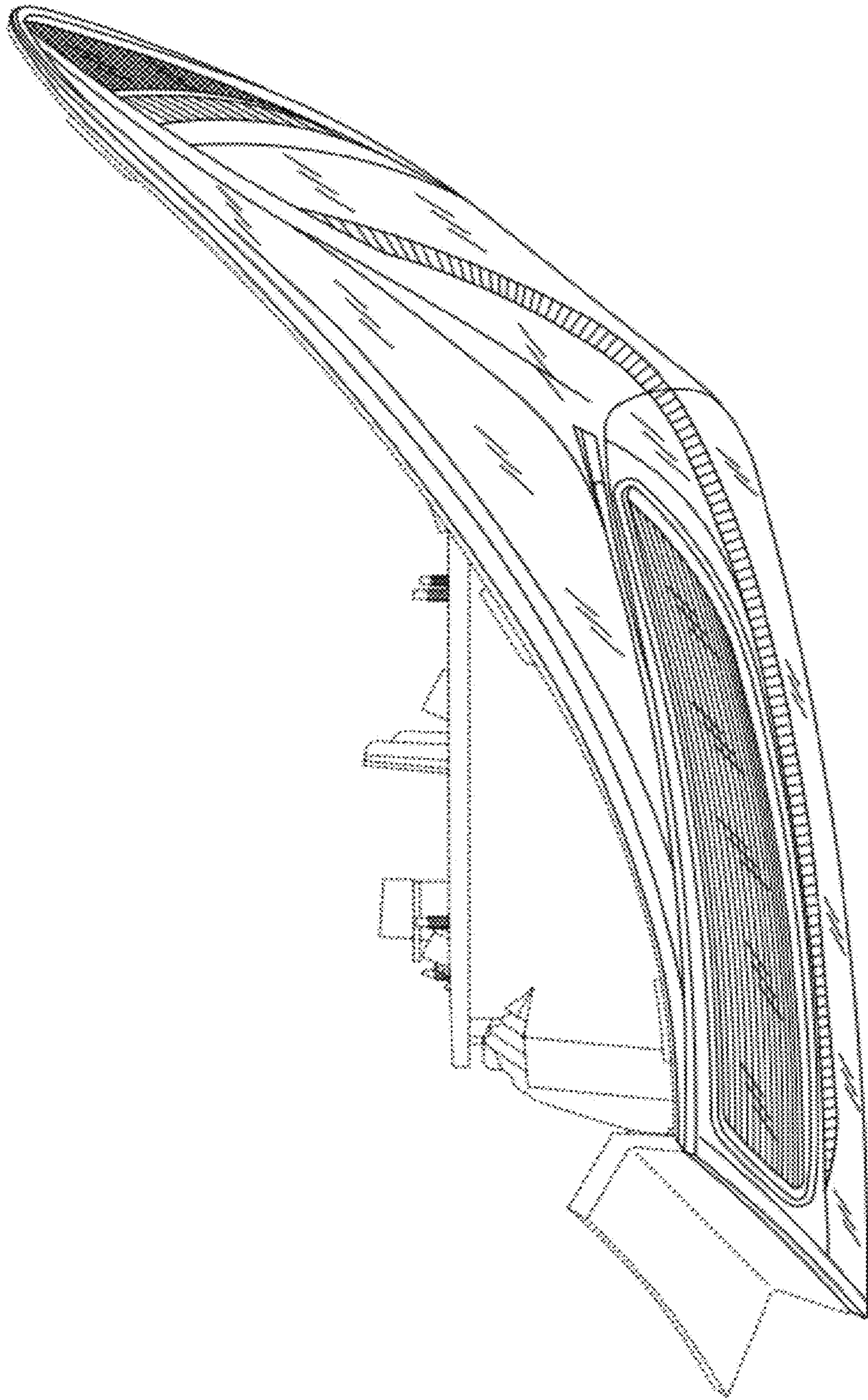


Fig. 4

