



US00D675346S

(12) **United States Design Patent**
Scott, III

(10) **Patent No.:** **US D675,346 S**

(45) **Date of Patent:** **** Jan. 29, 2013**

(54) **RUNNING BOND BRICK LINER**

(76) Inventor: **William Clare Scott, III**, Elizabeth, CO
(US)

(**) Term: **14 Years**

(21) Appl. No.: **29/403,302**

(22) Filed: **Oct. 4, 2011**

(51) **LOC (9) Cl.** **25-01**

(52) **U.S. Cl.** **D25/199**

(58) **Field of Classification Search** D25/199;
52/385, 319; 249/16, 189, 196
See application file for complete search history.

(56) **References Cited**

U.S. PATENT DOCUMENTS

2,825,221	A *	3/1958	Brouk	52/293.1
4,548,008	A	10/1985	Maeda		
4,953,337	A *	9/1990	Mills	52/385
5,268,137	A	12/1993	Scott et al.		
D354,576	S	1/1995	Weinig		
5,487,526	A	1/1996	Hupp		
5,667,190	A	9/1997	Scott et al.		
D479,614	S	9/2003	Scott et al.		
6,666,428	B2 *	12/2003	Ward	249/196
D544,968	S	6/2007	Walters		
7,871,054	B2	1/2011	Walters		

D648,450	S *	11/2011	Drummond	D25/199
2009/0100774	A1	4/2009	Fasching et al.		
2010/0155569	A1	6/2010	Walters et al.		
2011/0073747	A1	3/2011	Walters		

OTHER PUBLICATIONS

Versa Liner drawing, Versa Liner™ Versatile Plastic Embedding Sheet, and Innovative Brick brochure, all published prior to Dec. 2001.

* cited by examiner

Primary Examiner — Doris Clark

(74) *Attorney, Agent, or Firm* — Merchant & Gould


(57) **CLAIM**

The ornamental design for a running bond brick liner, as shown and described.

DESCRIPTION

FIG. 1 is a perspective view of the running bond brick liner showing my new design;
FIG. 2 is a front elevation view thereof;
FIG. 3 is a rear elevation view thereof;
FIG. 4 is a right side elevation view thereof;
FIG. 5 is a left side elevation view thereof;
FIG. 6 is a top view thereof; and,
FIG. 7 is a bottom view thereof.

1 Claim, 4 Drawing Sheets






FIG. 1

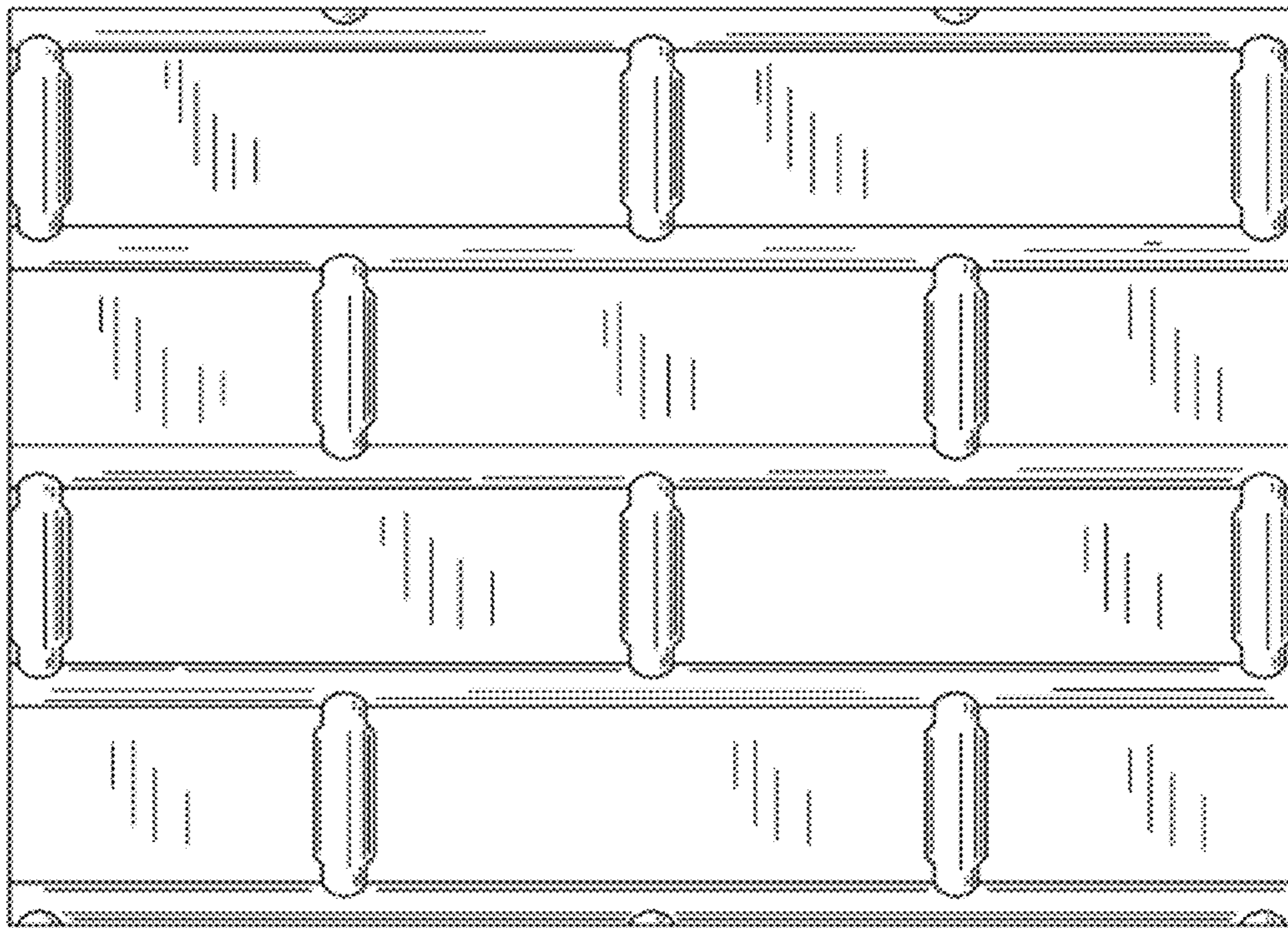


FIG. 2

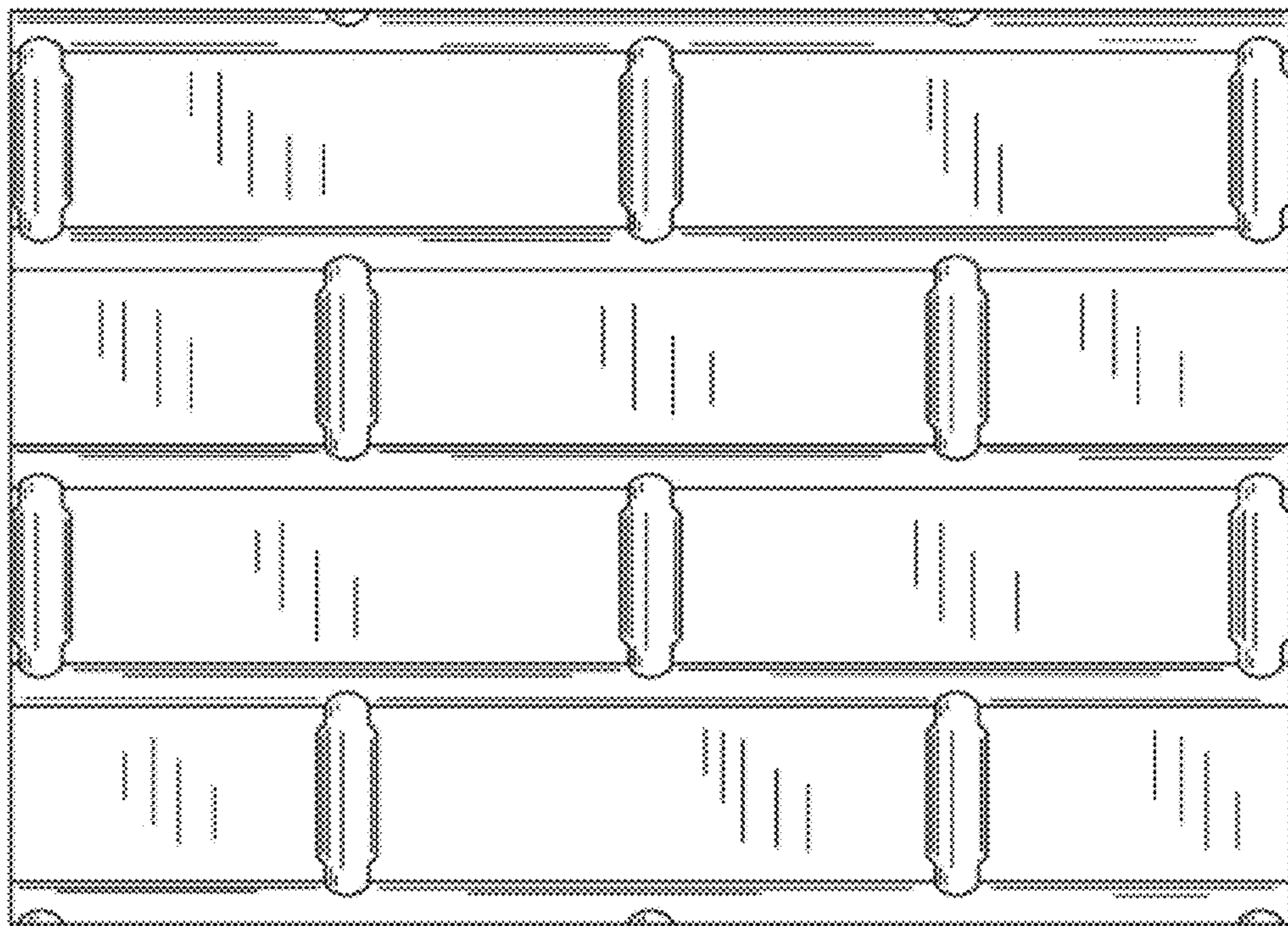


FIG.3

FIG.4



FIG.5



FIG.6




FIG.7

