



US00D675341S

(12) **United States Design Patent**
Cochrane

(10) **Patent No.:** **US D675,341 S**
(45) **Date of Patent:** **** Jan. 29, 2013**

(54) **FENCE PANEL**

(75) Inventor: **Steven David Cochrane**, Harare (ZW)

(73) Assignee: **Shield Projects Limited**, Iklin Ikl (MT)

(**) Term: **14 Years**

(21) Appl. No.: **29/382,795**

(22) Filed: **Jan. 7, 2011**

(51) **LOC (9) Cl.** **25-01**

(52) **U.S. Cl.** **D25/38.1**

(58) **Field of Classification Search** D25/38.1,
D25/39, 42, 48.5, 126, 142; 256/24-27,
256/31, 22, 34, 73

See application file for complete search history.

(56) **References Cited**

U.S. PATENT DOCUMENTS

2,785,877	A *	3/1957	Parks	256/34
D192,413	S *	3/1962	Kopecky	D25/38.1
D192,507	S *	4/1962	Massa et al.	D25/38.1
D258,238	S *	2/1981	Grady, Jr.	D25/44
5,556,080	A *	9/1996	Vise	256/24
D396,333	S *	7/1998	Alford et al.	D25/48.5
D410,289	S *	5/1999	Howard et al.	D25/38.1
7,461,489	B2 *	12/2008	Herbertsson	256/22
D635,275	S *	3/2011	Nissenbaum	D25/38.1

* cited by examiner

Primary Examiner — Robert Delehanty

(74) *Attorney, Agent, or Firm* — Tutunjian & Bitetto, P.C.

(57) **CLAIM**

The ornamental design for a fence panel, as shown and described.

DESCRIPTION

FIG. 1 is a perspective view from a front side of an upper portion of a fence panel according to a first embodiment of the design:

FIG. 2 is a perspective view from a rear side of the upper portion of the fence panel of FIG. 1;

FIG. 3 is a plan view from above of the fence panel of FIG. 1;

FIG. 4 is a plan view from below of the fence panel of FIG. 1;

FIG. 5 is a view in elevation from the front side of the fence panel of FIG. 1;

FIG. 6 is a view in elevation from the rear side of the fence panel of FIG. 1;

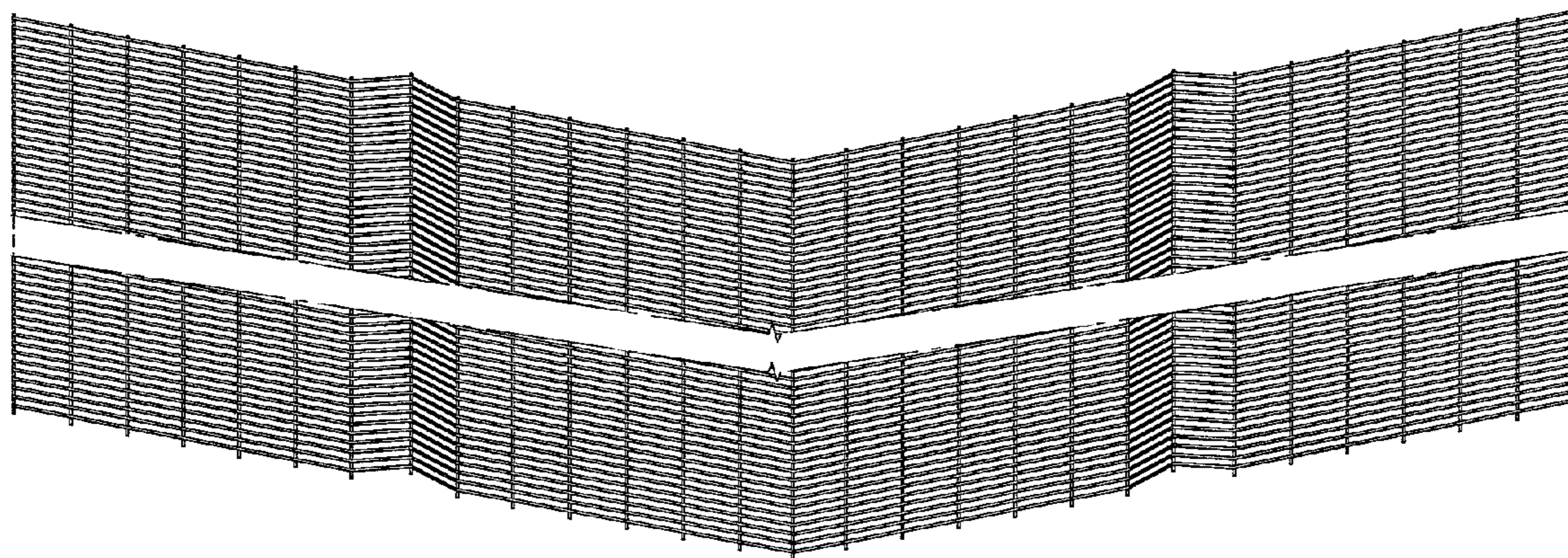
FIG. 7 is a view from a first end of the fence panel of FIG. 1; and,

FIG. 8 is a view from an opposing end of the fence panel of FIG. 1.

The broken lines shown in the drawings are for illustrative purposes only and form no part of the claimed design.

The height of the fence panel is shown broken away to indicated indeterminate height.

1 Claim, 3 Drawing Sheets






FIGURE 1

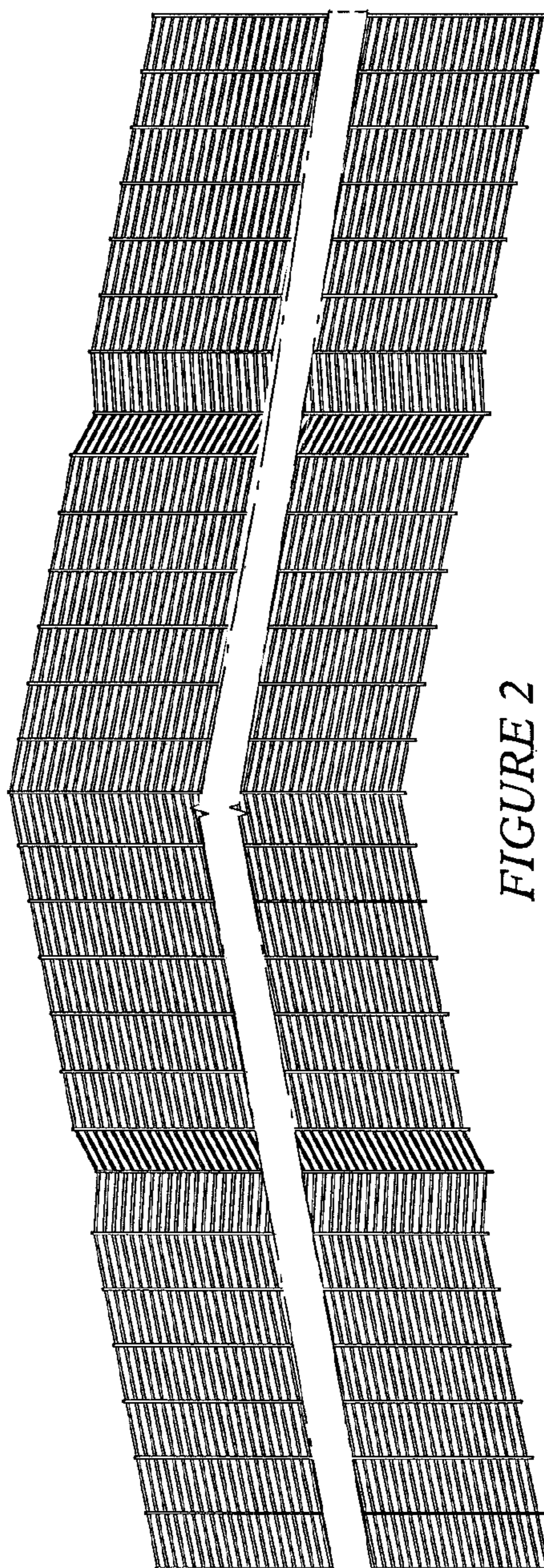


FIGURE 2



FIGURE 3

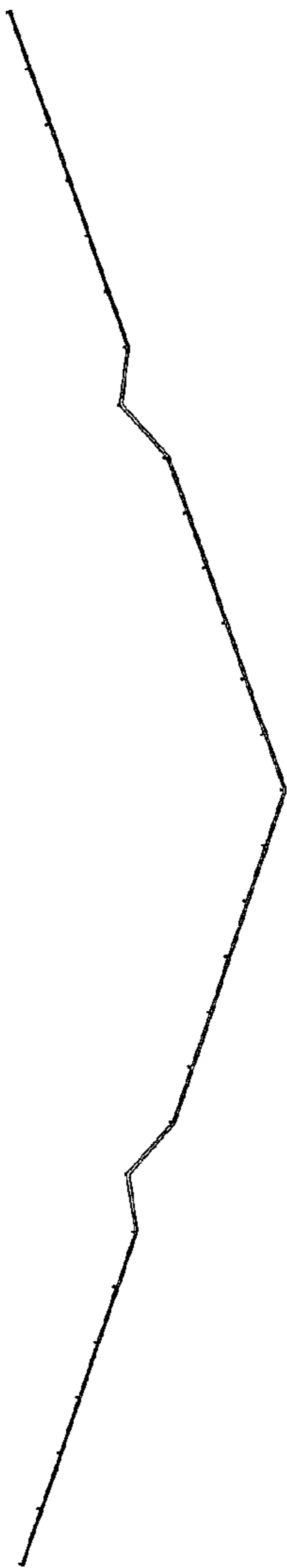


FIGURE 4




FIGURE 5

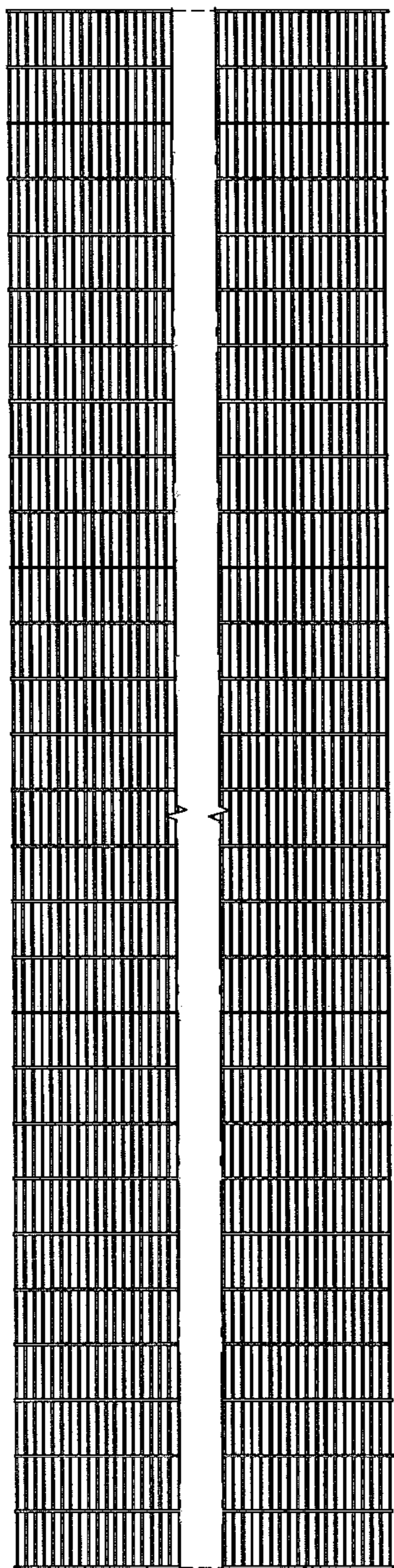


FIGURE 6

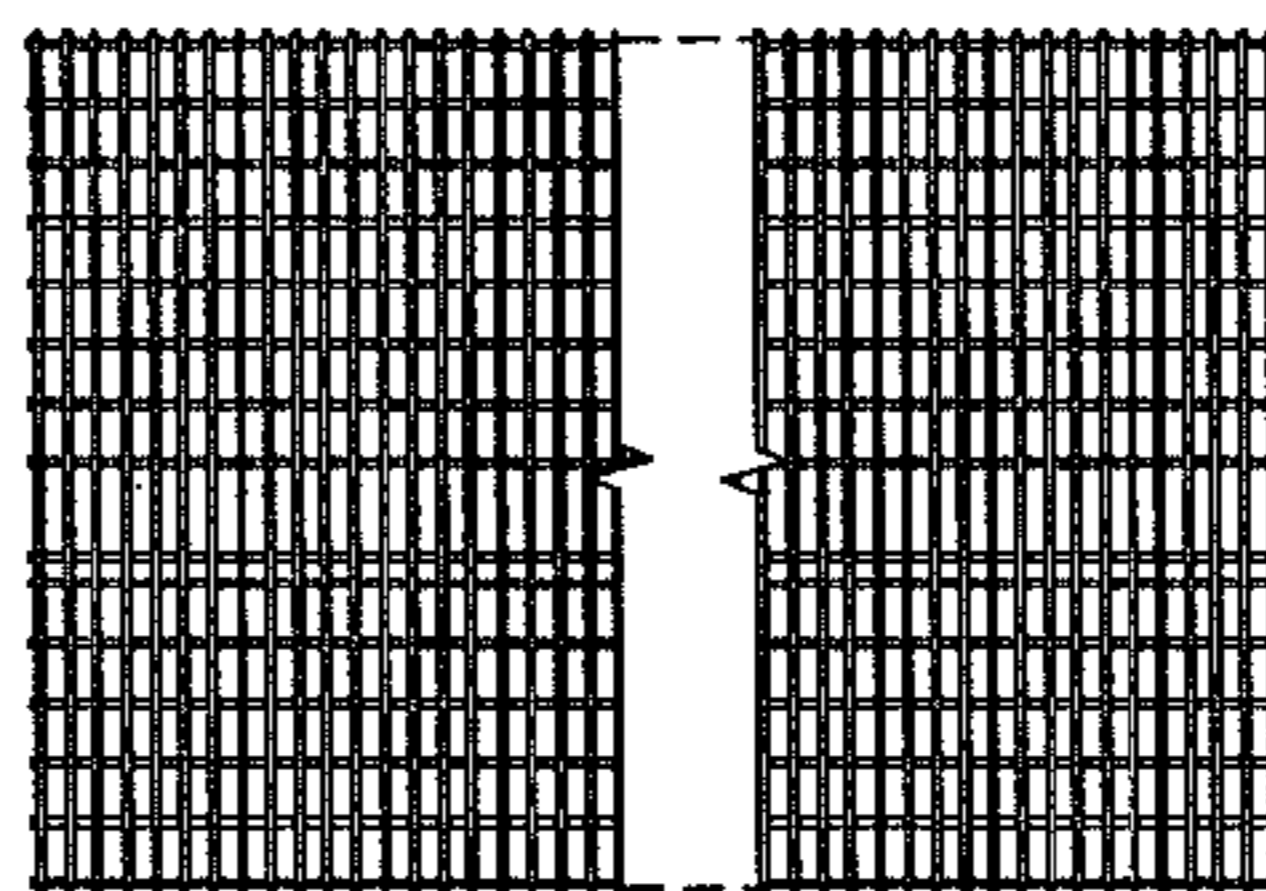


FIGURE 8

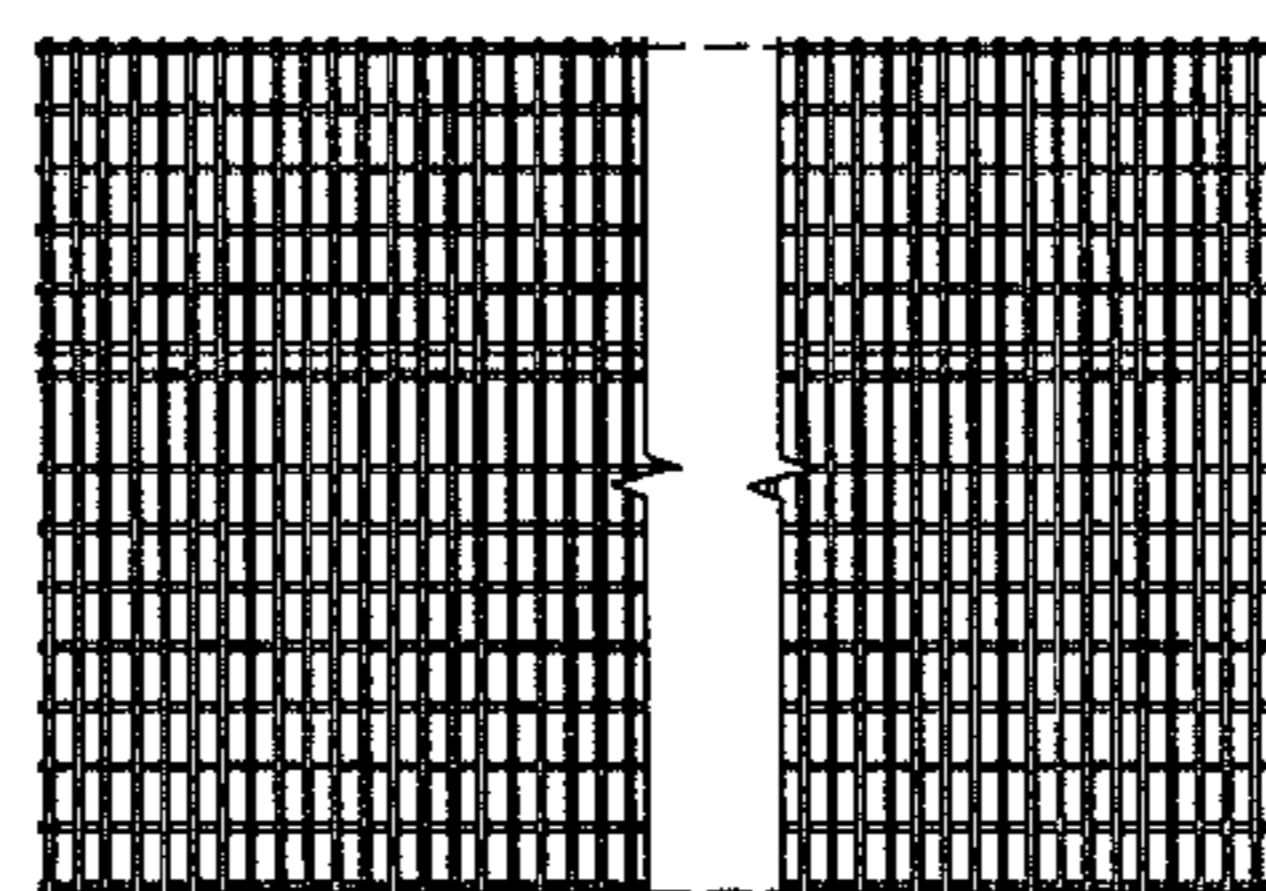


FIGURE 7