

US00D675337S

(12) **United States Design Patent**
Peplow

(10) **Patent No.:** **US D675,337 S**

(45) **Date of Patent:** **** Jan. 29, 2013**

(54) **PIPETTE SUPPORT**

(75) Inventor: **Joern Peplow**, Hamburg (DE)

(73) Assignee: **Eppendorf AG**, Hamburg (DE)

(**) Term: **14 Years**

(21) Appl. No.: **29/409,479**

(22) Filed: **Dec. 23, 2011**

(51) **LOC (9) Cl.** **24-02**

(52) **U.S. Cl.** **D24/227**

(58) **Field of Classification Search** D24/106,
D24/107, 113, 128, 143, 158, 176, 199, 200,
D24/227-232, 127; 128/657, 658; 422/1,
422/61, 68.1, 99-104, 129; 600/300, 301,
600/368, 372, 481, 529, 544, 554, 561; D8/394-396,
D8/367, 356, 371; D28/38; D12/51; D9/434;
D22/109; D26/9

See application file for complete search history.

D595,420 S *	6/2009	Suzuki et al.	D24/227
D595,421 S *	6/2009	Suzuki et al.	D24/227
D601,412 S *	10/2009	Brown et al.	D8/395
D617,002 S *	6/2010	Lundkvist	D24/227
D621,977 S *	8/2010	Lusi	D26/9
D627,479 S *	11/2010	Cofie	D24/224
D636,661 S *	4/2011	Marmas	D8/395
D637,311 S *	5/2011	Isobe et al.	D24/227
D637,312 S *	5/2011	Isobe et al.	D24/227
D638,953 S *	5/2011	Cavada et al.	D24/226
D639,892 S *	6/2011	Hendricks	D22/109
D653,347 S *	1/2012	Tani et al.	D24/185
D657,460 S *	4/2012	Uhlenkamp et al.	D24/128
D662,603 S *	6/2012	Greenizen	D24/227

* cited by examiner

Primary Examiner — T. Chase Nelson

Assistant Examiner — Mark Cavanna

(74) *Attorney, Agent, or Firm* — White & Case LLP

(57) **CLAIM**

The ornamental design for a pipette support, as shown and described.

(56) **References Cited**

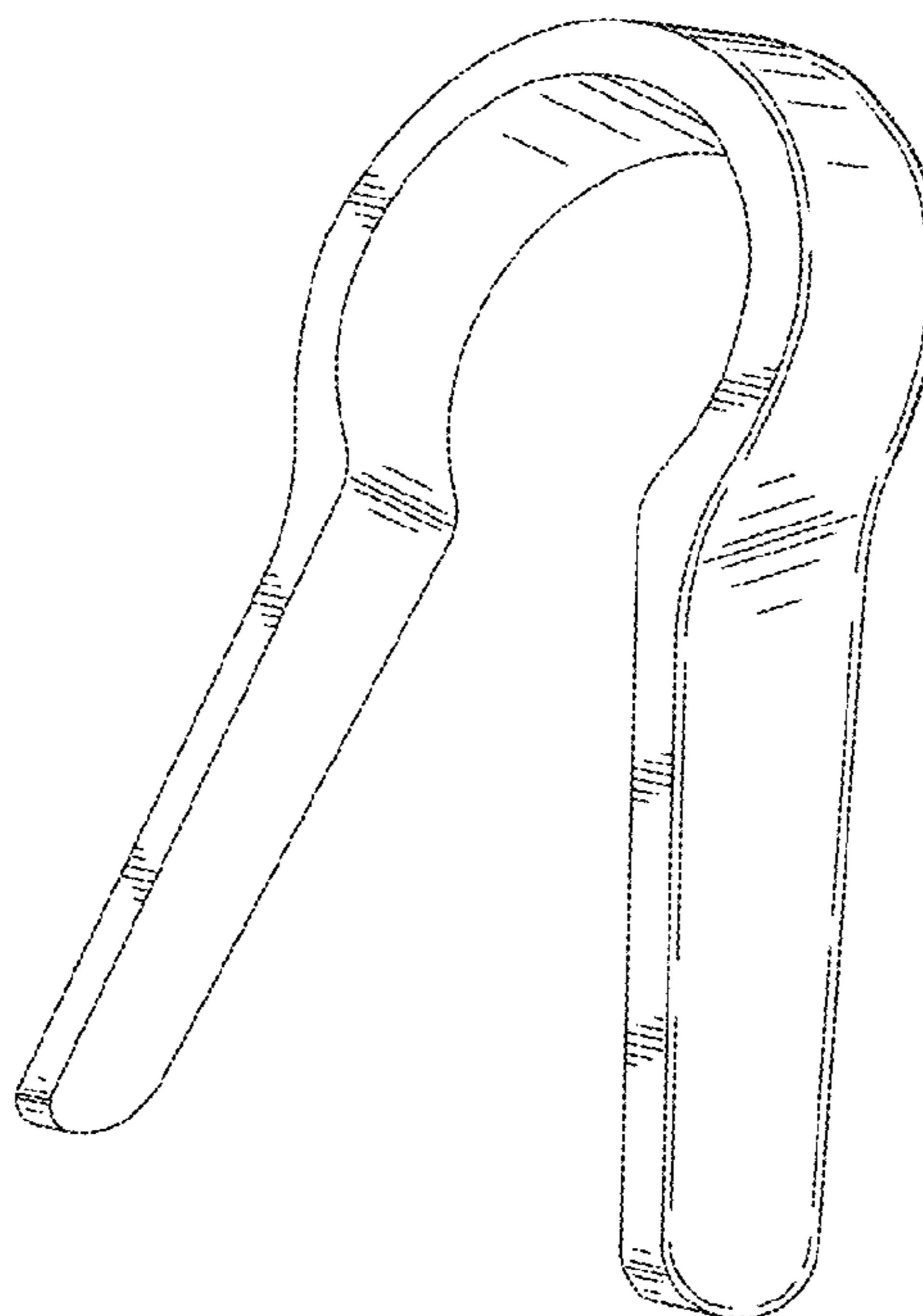
U.S. PATENT DOCUMENTS

D273,272 S *	4/1984	Roeser	D8/367
D317,246 S *	6/1991	Driscoll	D9/434
D351,123 S *	10/1994	Graham	D8/396
D360,053 S *	7/1995	Wilborn et al.	D8/395
D389,050 S *	1/1998	Li	D8/395
D417,390 S *	12/1999	Hofman	D8/395
D422,204 S *	4/2000	Holloway et al.	D8/356
D447,936 S *	9/2001	Kacines	D8/394
D484,783 S *	1/2004	Woodhall	D8/395
D517,700 S *	3/2006	Pressman et al.	D24/227
D524,448 S *	7/2006	Telimaa et al.	D24/227
D544,609 S *	6/2007	Bluon	D24/222
D559,084 S *	1/2008	Foxx et al.	D8/356

DESCRIPTION

FIG. 1 is a front view showing the new design;
FIG. 2 is a rear view thereof;
FIG. 3 is right side view thereof;
FIG. 4 is a left side view thereof;
FIG. 5 is a top view thereof;
FIG. 6 is a bottom view thereof; and,
FIG. 7 is a front perspective view thereof.
The broken lines are included for the purpose of illustrating portions of the pipette support that form no part of the claimed design.

1 Claim, 3 Drawing Sheets



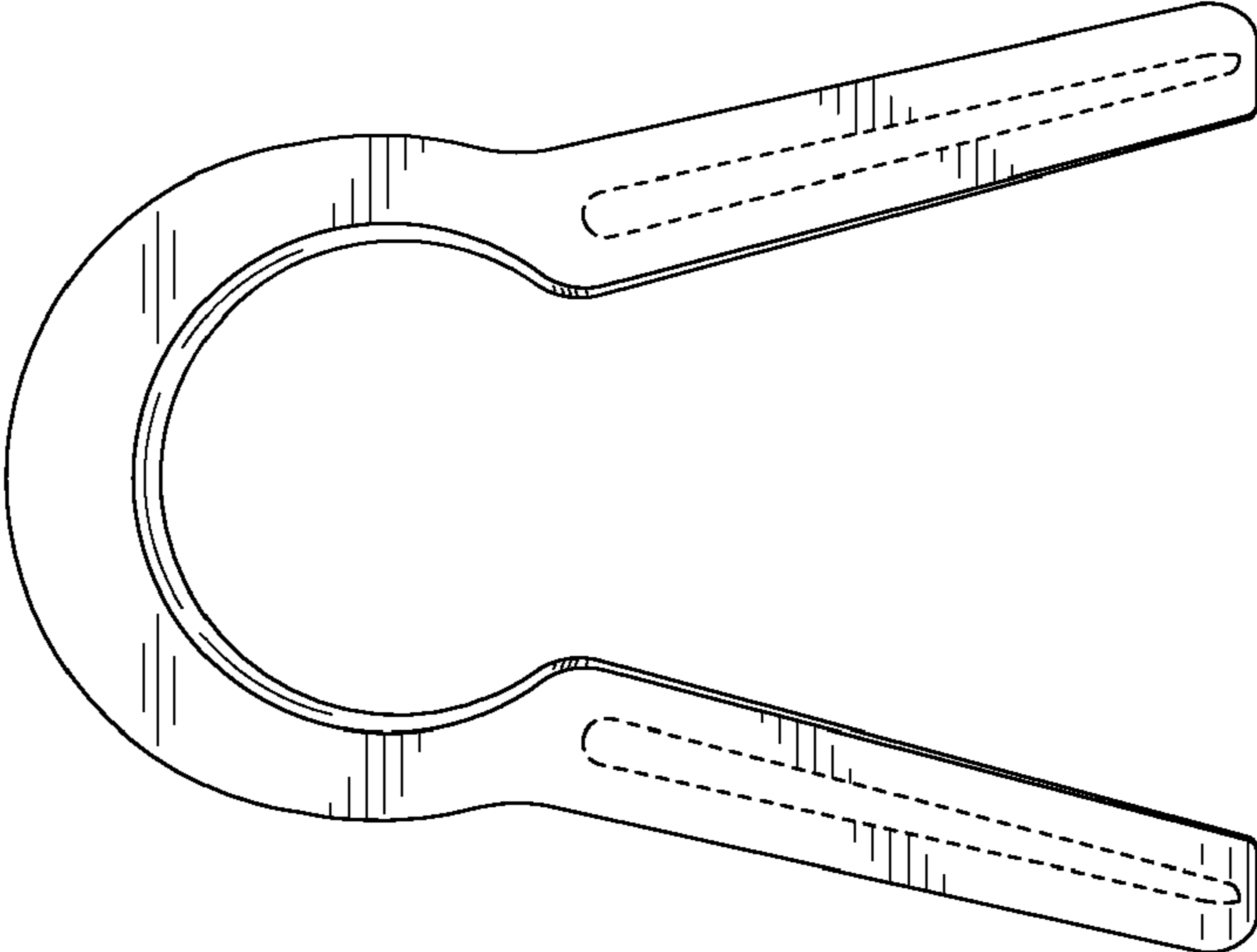


FIG. 2

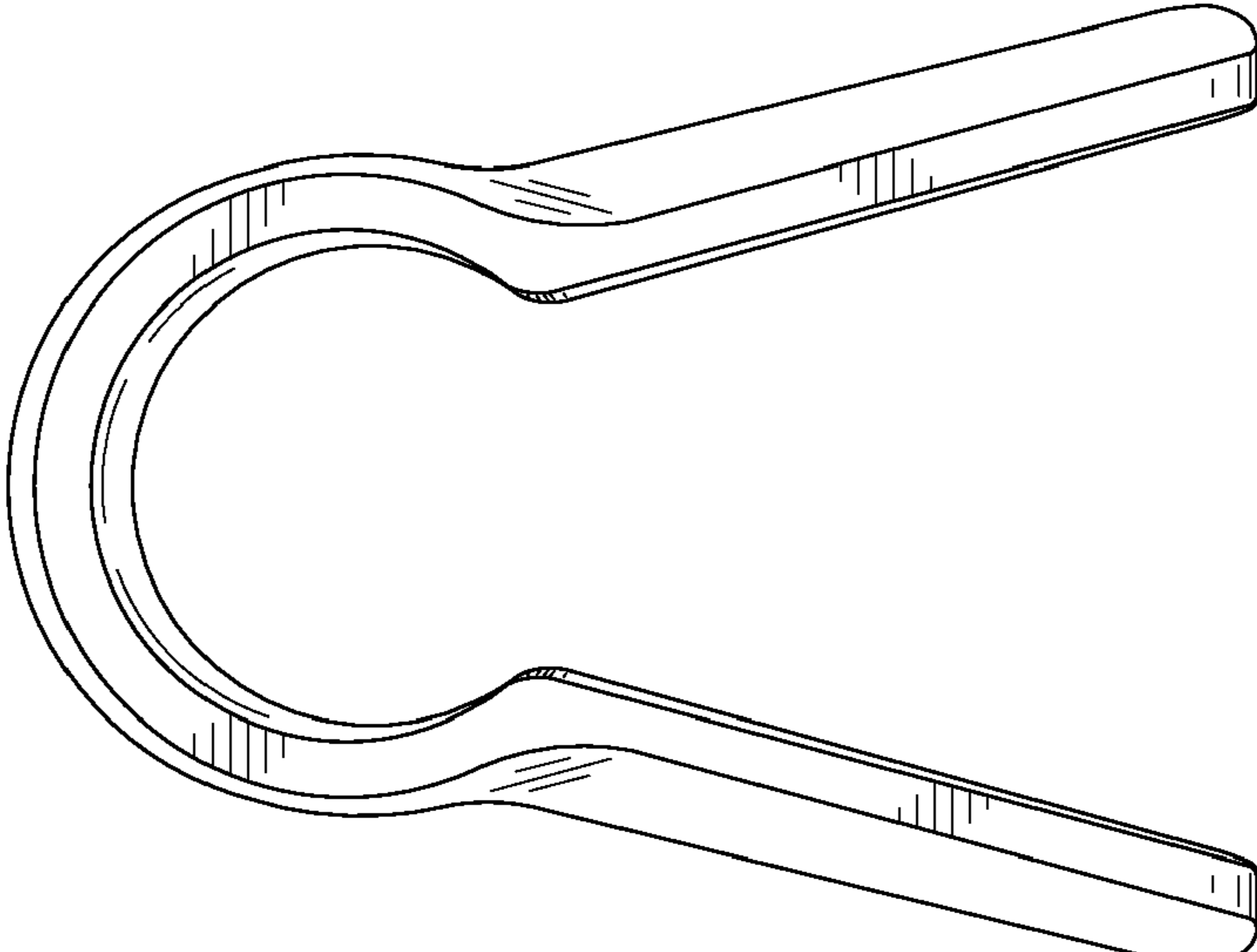


FIG. 1

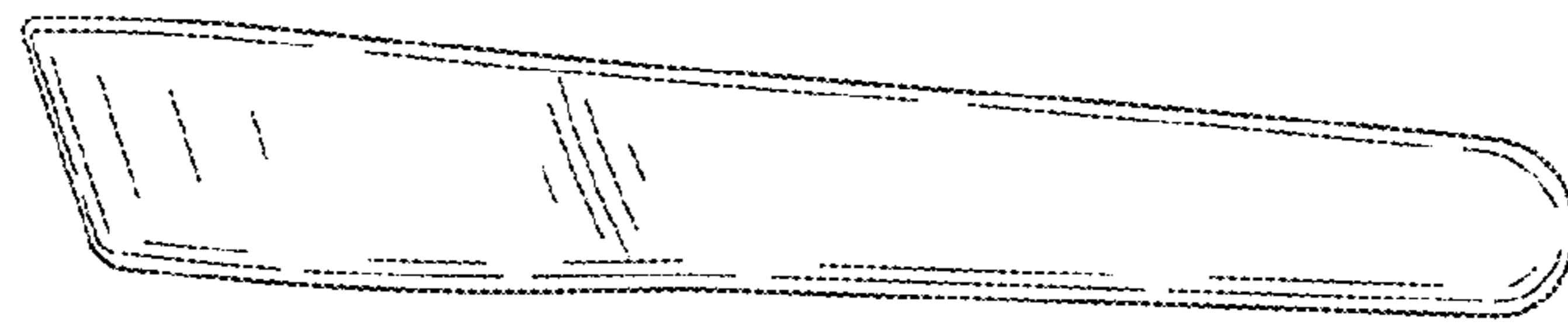


FIG. 4

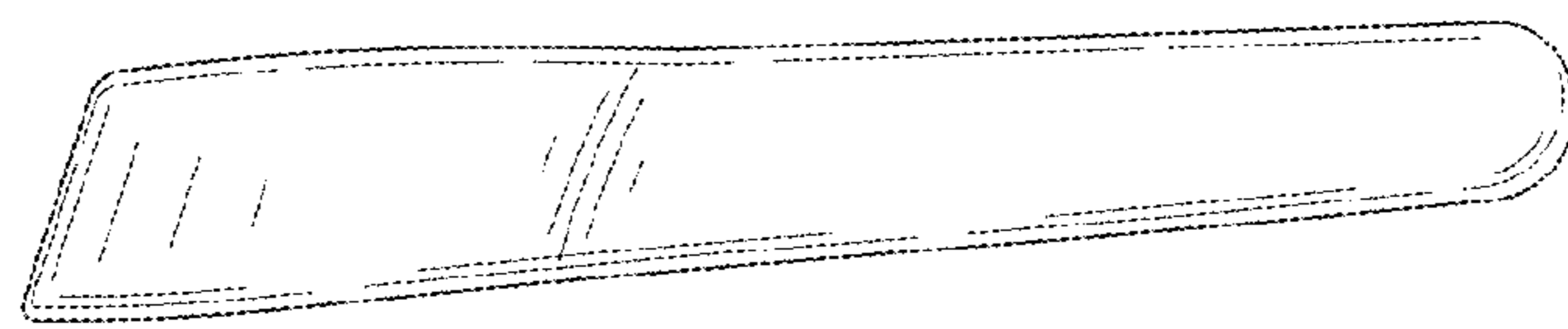


FIG. 3




FIG. 5




FIG. 6

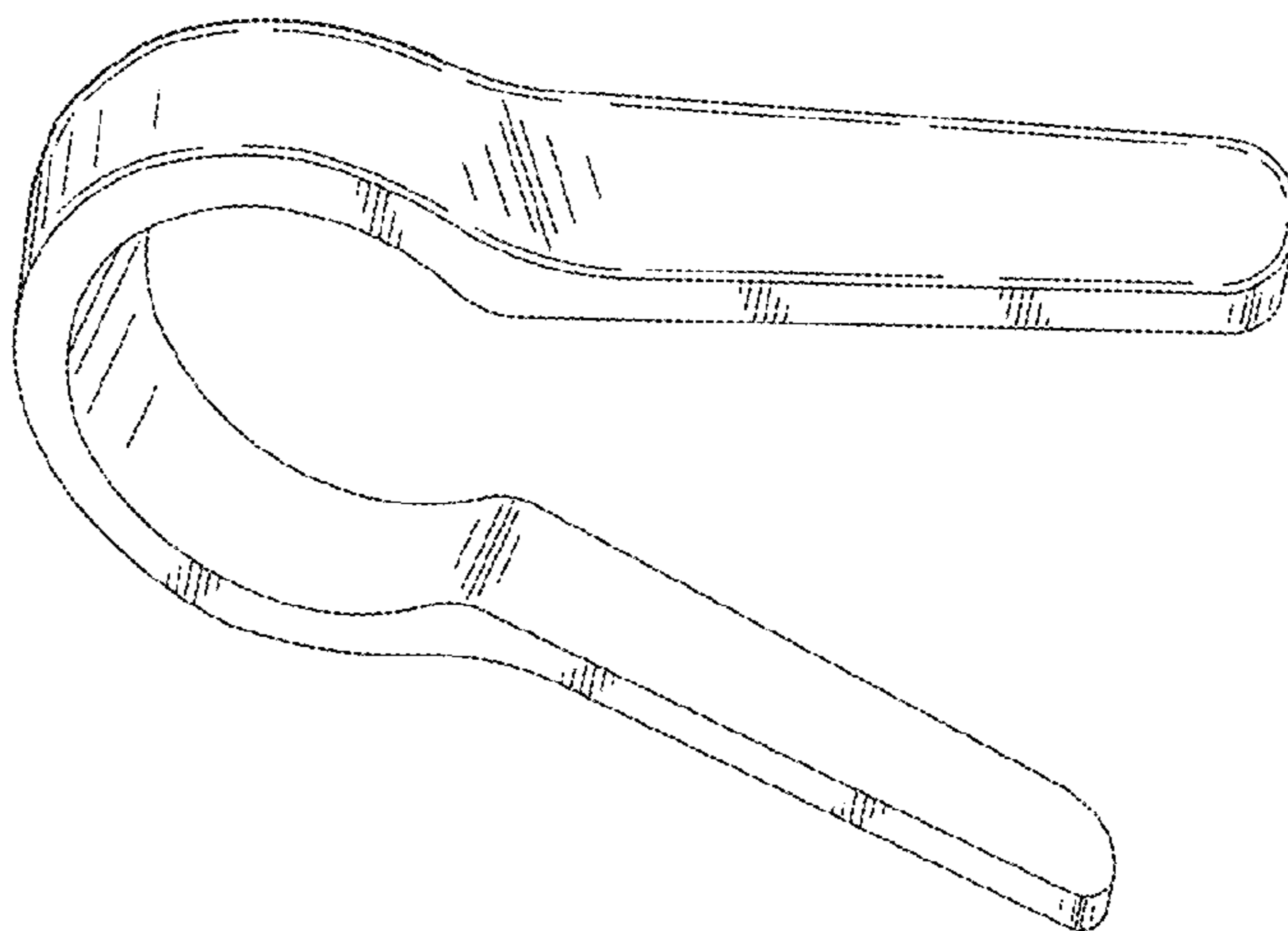


FIG. 7