



US00D675331S

(12) **United States Design Patent**  
**Matsuura**

(10) **Patent No.:** **US D675,331 S**  
(45) **Date of Patent:** **\*\* Jan. 29, 2013**

(54) **EJACULATION PROMOTION APPARATUS**

(75) Inventor: **Tsutomu Matsuura**, Nakano-ku (JP)

(73) Assignee: **Tenga Co., Ltd.**, Nakano-Ku (JP)

(\*\*) Term: **14 Years**

(21) Appl. No.: **29/395,463**

(22) Filed: **Jan. 26, 2012**

(30) **Foreign Application Priority Data**

Jul. 27, 2011 (JP) ..... 2011-017192

(51) **LOC (9) Cl.** ..... **28-03**

(52) **U.S. Cl.** ..... **D24/215**

(58) **Field of Classification Search** ..... D24/200,  
D24/211–215, 141; 601/27, 28, 33, 40, 46,  
601/47, 48, 63, 80, 99, 104, 112, 113, 114,  
601/119, 122, 125, 129, 134, 135, 137, DIG. 12,  
601/DIG. 13, DIG. 14, DIG. 15, DIG. 16,  
601/DIG. 17

See application file for complete search history.

(56) **References Cited**

**U.S. PATENT DOCUMENTS**

D152,951 S \* 3/1949 Eldredge ..... D24/212  
2,546,095 A \* 3/1951 Gustlin ..... 601/121  
3,205,888 A \* 9/1965 Stroop ..... 601/122  
D228,967 S \* 10/1973 Holladay ..... D24/212

D369,974 S \* 5/1996 Osaka ..... D9/435  
D573,262 S \* 7/2008 Soucy ..... D24/211  
D638,589 S \* 5/2011 Axelrod et al. .... D30/160  
7,988,650 B2 \* 8/2011 Nan ..... 601/87  
D652,945 S \* 1/2012 Chen ..... D24/215

\* cited by examiner

*Primary Examiner* — Sandra Snapp

(74) *Attorney, Agent, or Firm* — Masuvalley & Partners

(57) **CLAIM**

The ornamental design for an ejaculation promotion apparatus, as shown and described.

**DESCRIPTION**

FIG. 1 is a perspective view of the ejaculation promotion apparatus according to the invention;  
FIG. 2 is a front elevation view of the ejaculation promotion apparatus of FIG. 1;  
FIG. 3 is a rear elevation view of the ejaculation promotion apparatus of FIG. 1;  
FIG. 4 is a left side elevation view of the ejaculation promotion apparatus of FIG. 1;  
FIG. 5 is a right side elevation view of the ejaculation promotion apparatus of FIG. 1;  
FIG. 6 is a top plan view of the ejaculation promotion apparatus of FIG. 1; and,  
FIG. 7 is a bottom plan view of the ejaculation promotion apparatus of FIG. 1.

**1 Claim, 6 Drawing Sheets**




FIG. 1




FIG. 2




FIG. 3




FIG. 4




FIG. 5




FIG. 6

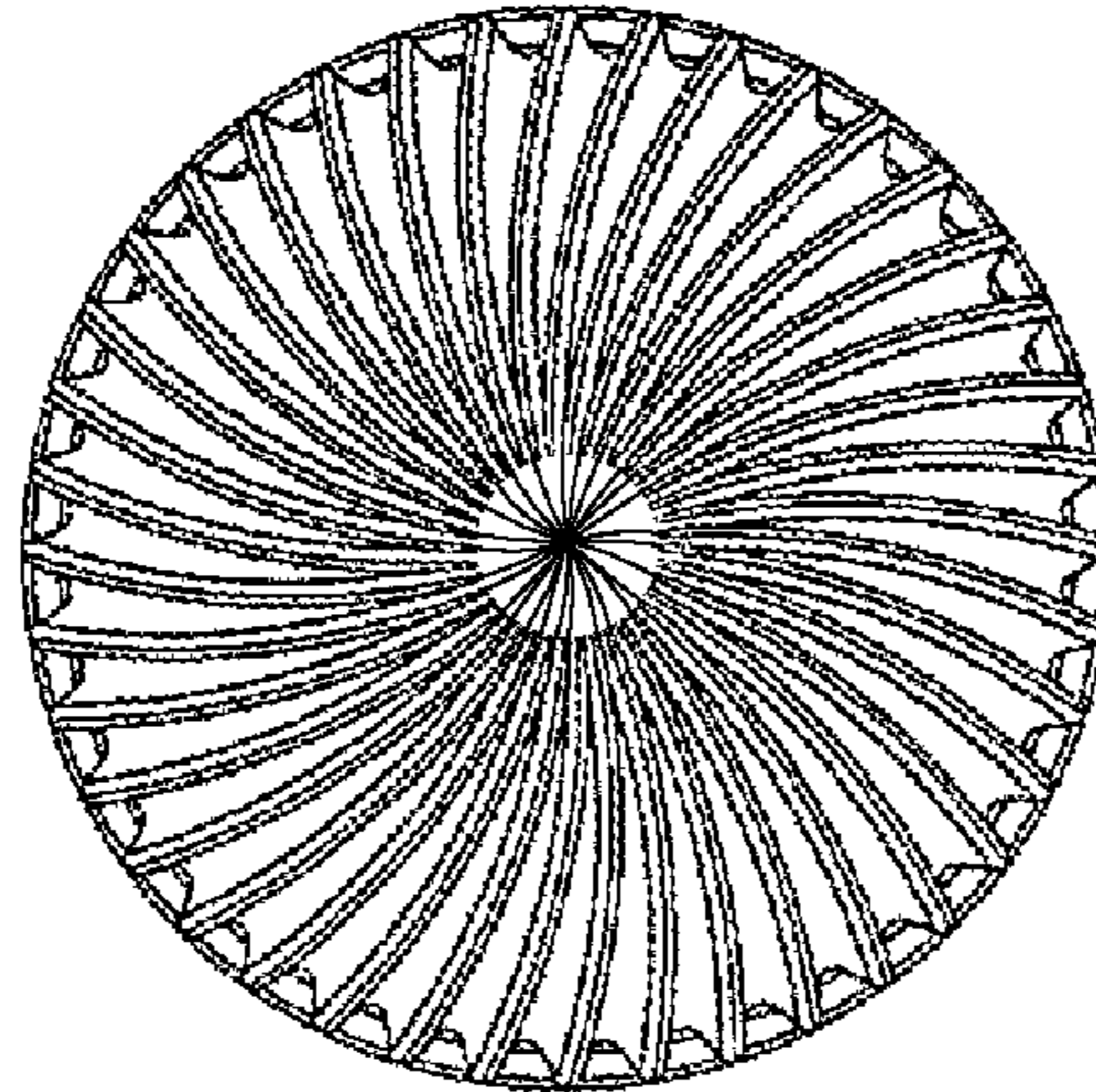


FIG. 7

