



US00D675308S

(12) **United States Design Patent**
Freeborn et al.

(10) **Patent No.:** **US D675,308 S**
(45) **Date of Patent:** **** Jan. 29, 2013**

(54) **AIR FRESHENER**

(75) Inventors: **Matthew Freeborn**, Scottsdale, AZ
(US); **Nancy Miiller**, Scottsdale, AZ
(US); **Jason Phillips**, Cincinnati, OH
(US)

(73) Assignee: **The Dial Corporation**, Scottsdale, AZ
(US)

(**) Term: **14 Years**

(21) Appl. No.: **29/422,043**

(22) Filed: **May 16, 2012**

(51) **LOC (9) Cl.** **28-99**

(52) **U.S. Cl.** **D23/366**

(58) **Field of Classification Search** D23/355-369;
D28/5, 6; 261/DIG. 17, DIG. 42, DIG. 65,
261/DIG. 88, DIG. 89, DIG. 47, DIG. 55,
261/DIG. 70; 392/356, 390, 392, 394, 395;
239/34, 44, 53, 55, 56, 326, 60, 308

See application file for complete search history.

(56) **References Cited**

U.S. PATENT DOCUMENTS

D465,149 S	11/2002	Bennett et al.
D509,894 S	9/2005	Hoyt et al.
D535,004 S	1/2007	Furner et al.
D538,915 S	3/2007	Anderson et al.
D548,317 S	8/2007	Newton et al.
D561,884 S	2/2008	Furner et al.

D561,885 S	2/2008	Furner et al.	
D561,886 S	2/2008	Furner et al.	
D588,687 S *	3/2009	Drucker et al. D23/366
D595,829 S	7/2009	Drucker et al.	
D597,191 S	7/2009	Colombo et al.	
D597,192 S	7/2009	Drucker et al.	
D608,436 S	1/2010	Drucker et al.	
D629,880 S	12/2010	Hisey	
D632,771 S	2/2011	Abbondanzio et al.	
D632,772 S	2/2011	Abbondanzio et al.	
D632,773 S	2/2011	Abbondanzio et al.	
D632,774 S	2/2011	Hisey	
D633,190 S	2/2011	Abbondanzio et al.	
D655,610 S *	3/2012	Rice et al. D9/529

* cited by examiner

Primary Examiner — Sandra Snapp

(74) *Attorney, Agent, or Firm* — Thomas G. Krivulka

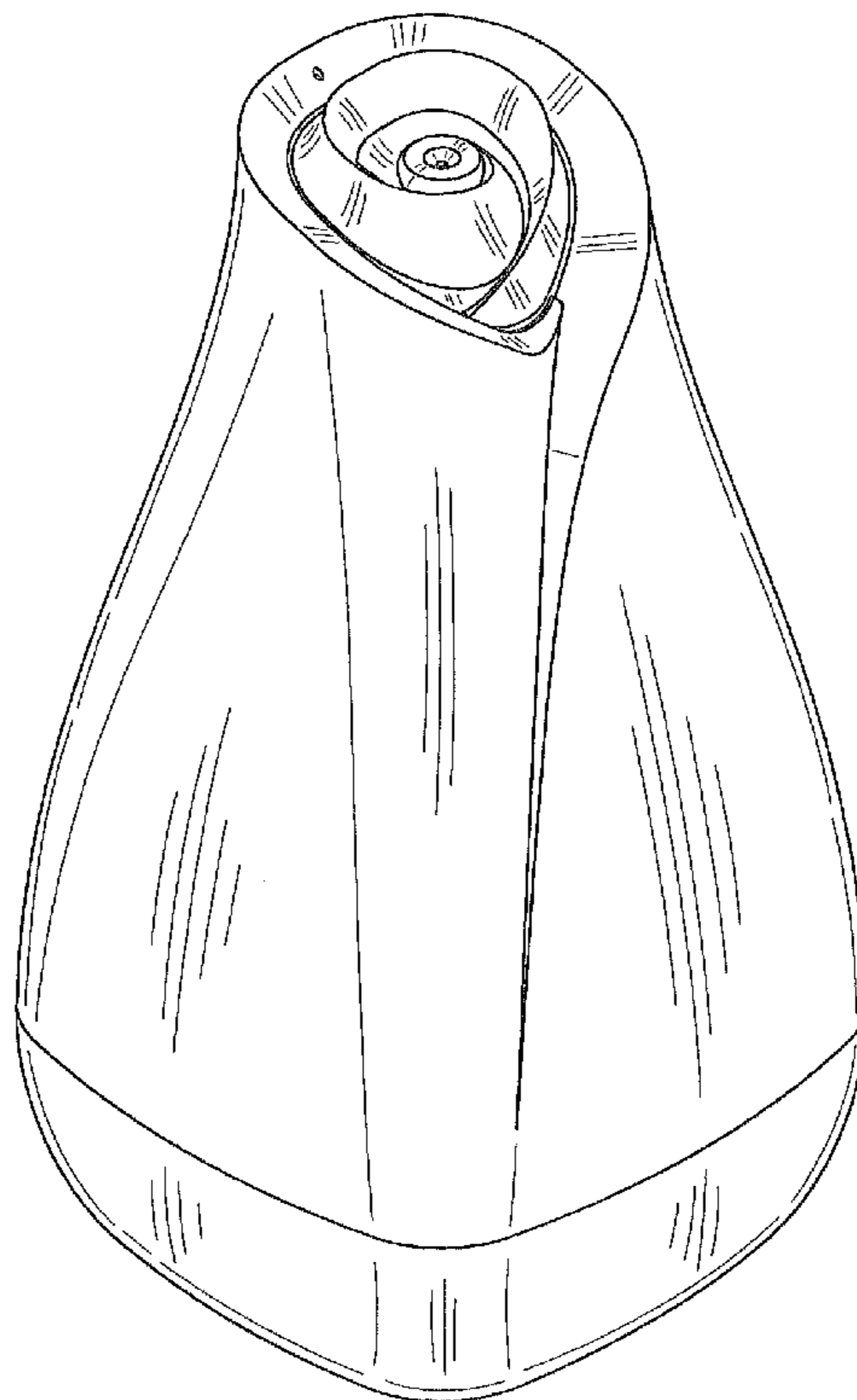
(57) **CLAIM**

The ornamental design for an air freshener, as shown and described.

DESCRIPTION

FIG. 1 is an upper perspective view of an air freshener embodying our new design;
FIG. 2 is a front elevation view thereof;
FIG. 3 is a rear elevation view thereof;
FIG. 4 is a right side elevation view thereof;
FIG. 5 is a left side elevation view thereof;
FIG. 6 is a top plan view thereof; and,
FIG. 7 is a bottom plan view thereof.

1 Claim, 6 Drawing Sheets



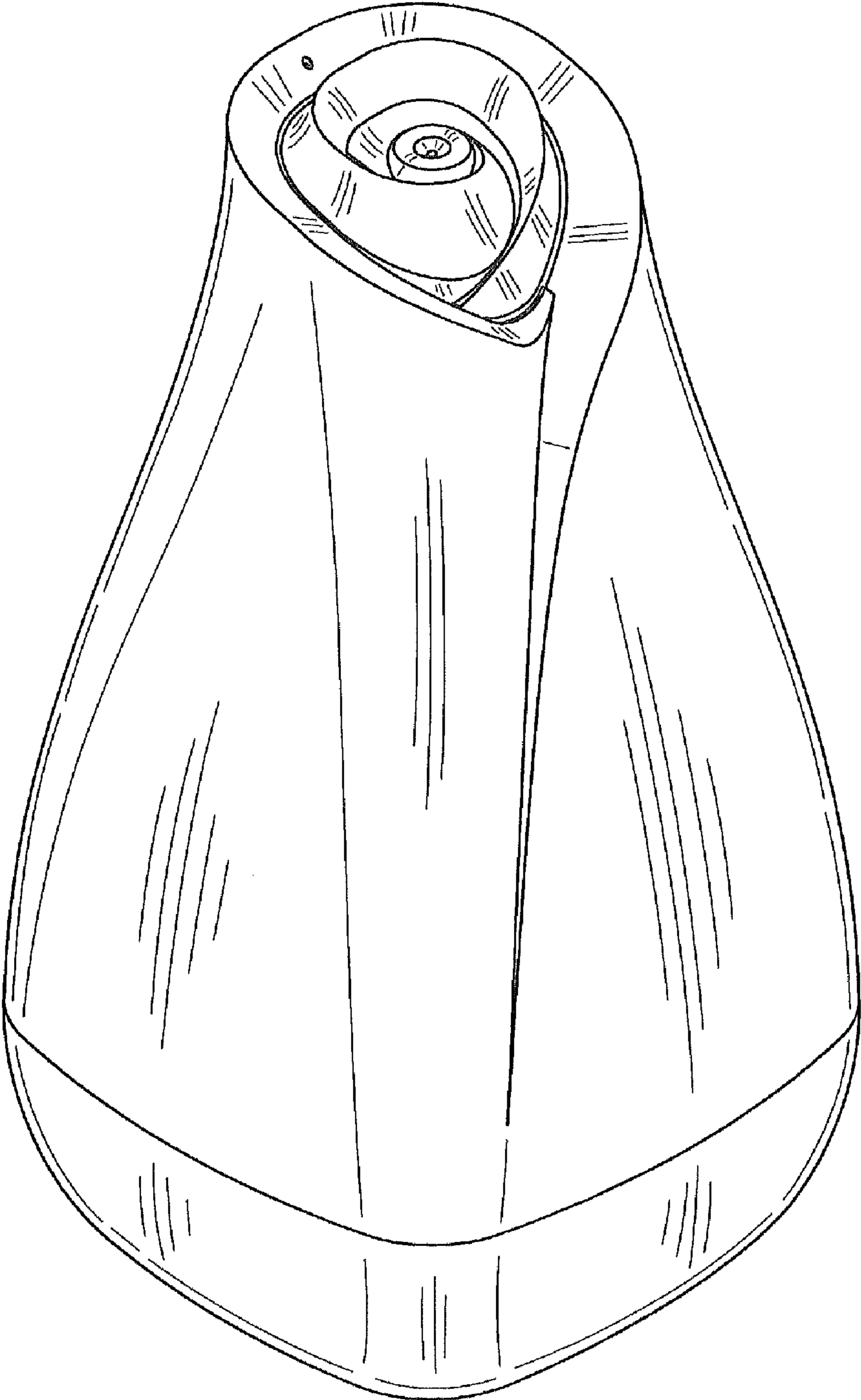


FIG. 1



FIG.2



FIG.3

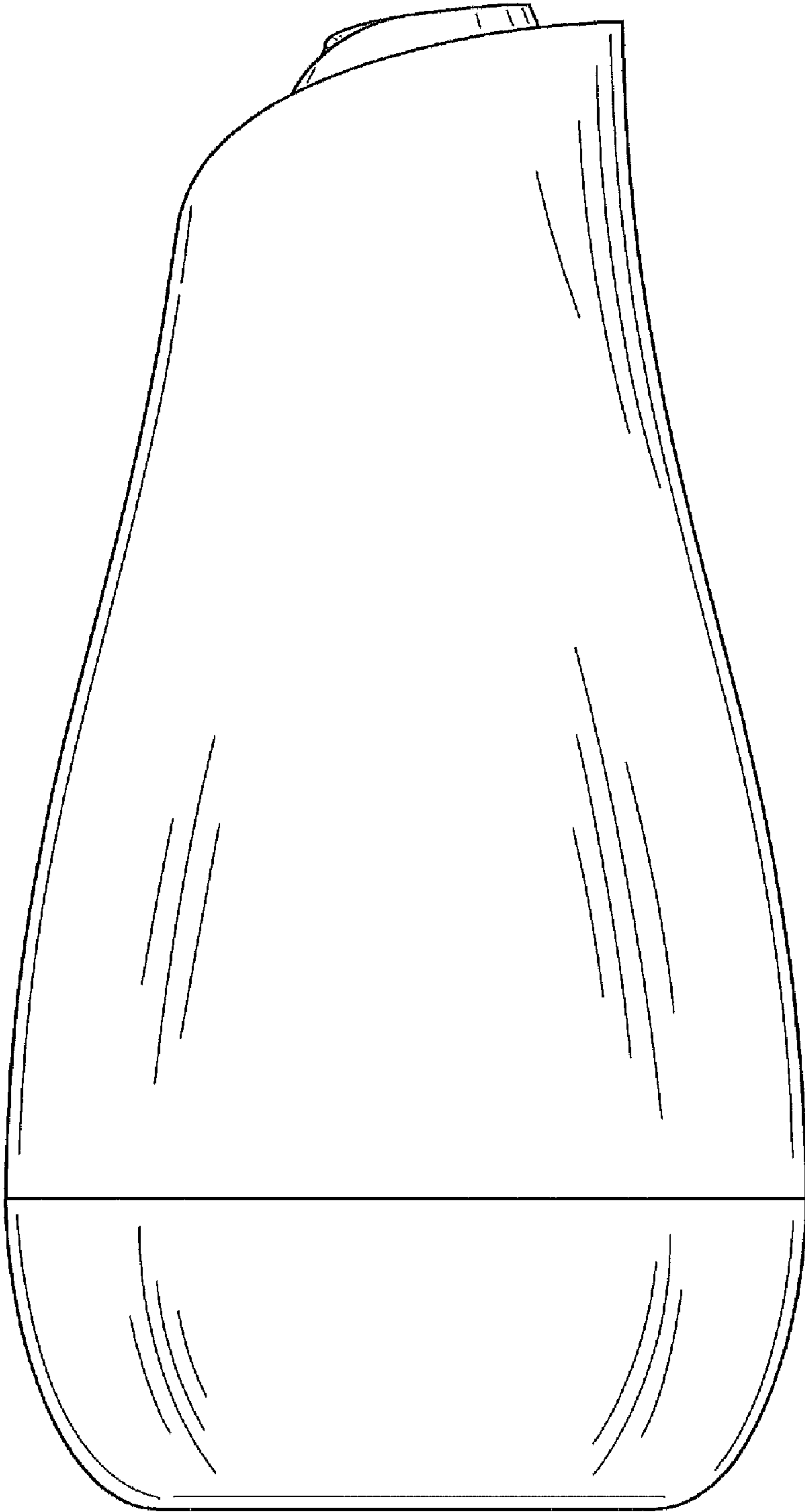


FIG.4

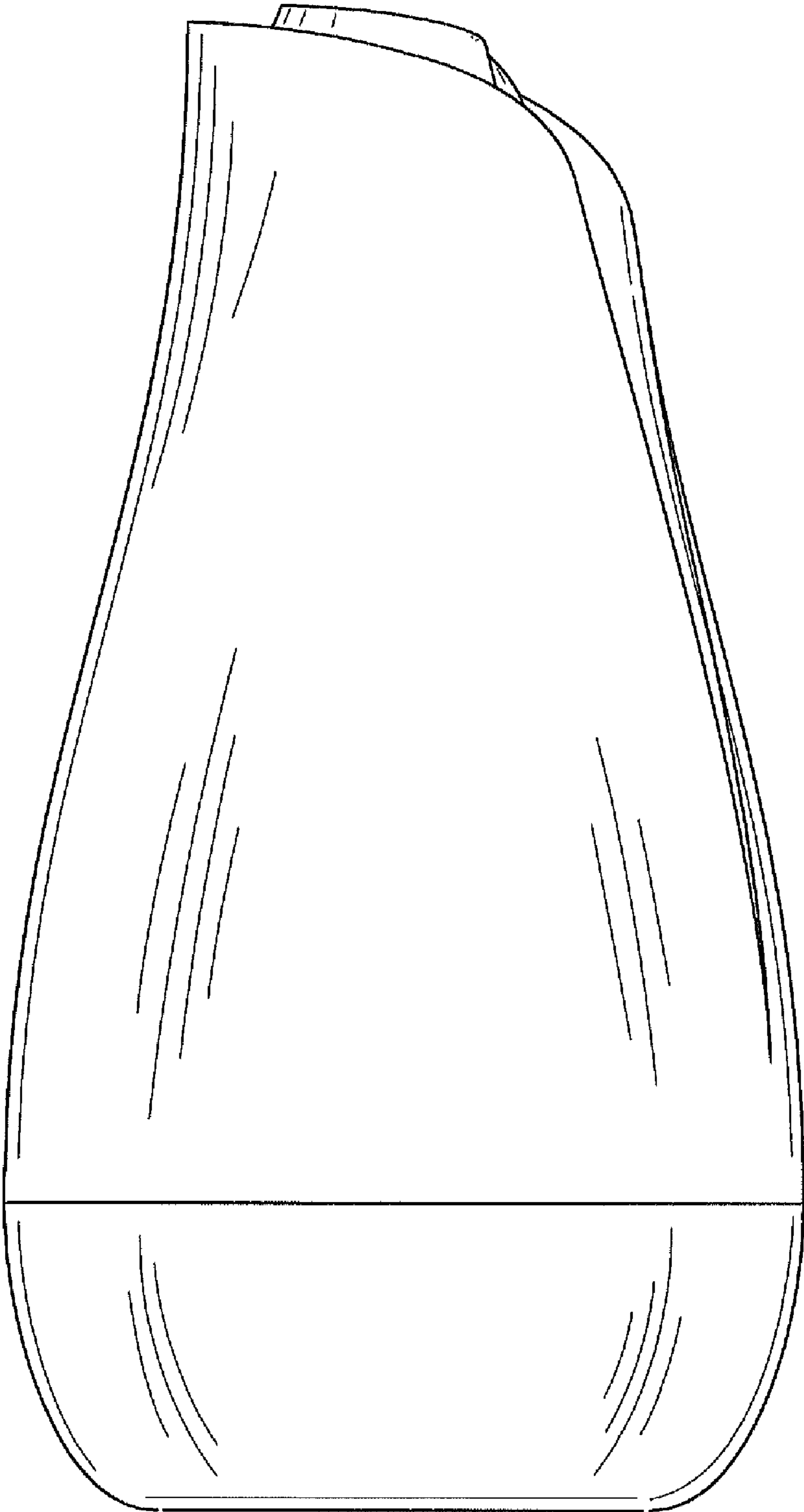


FIG.5

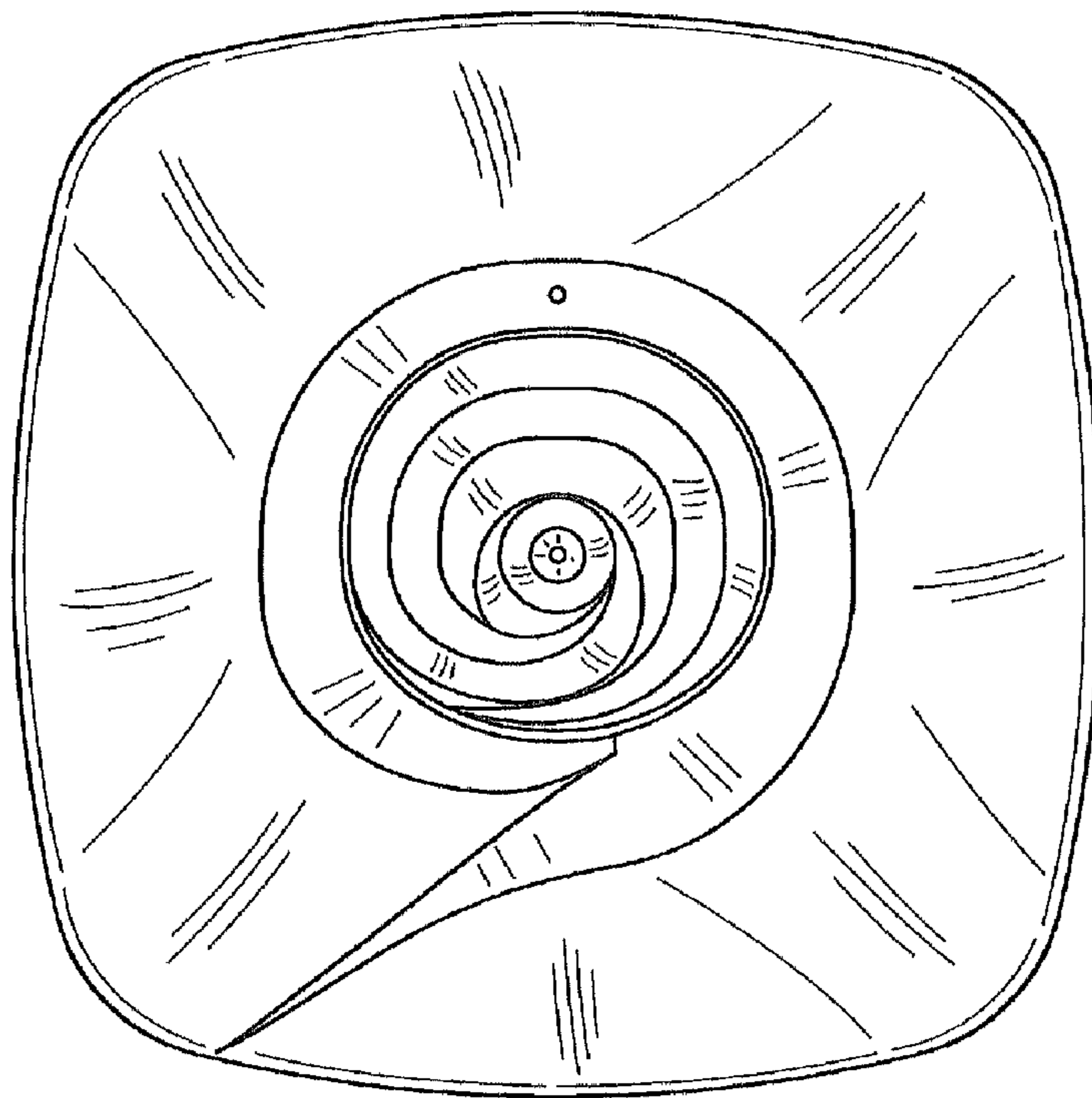


FIG. 6

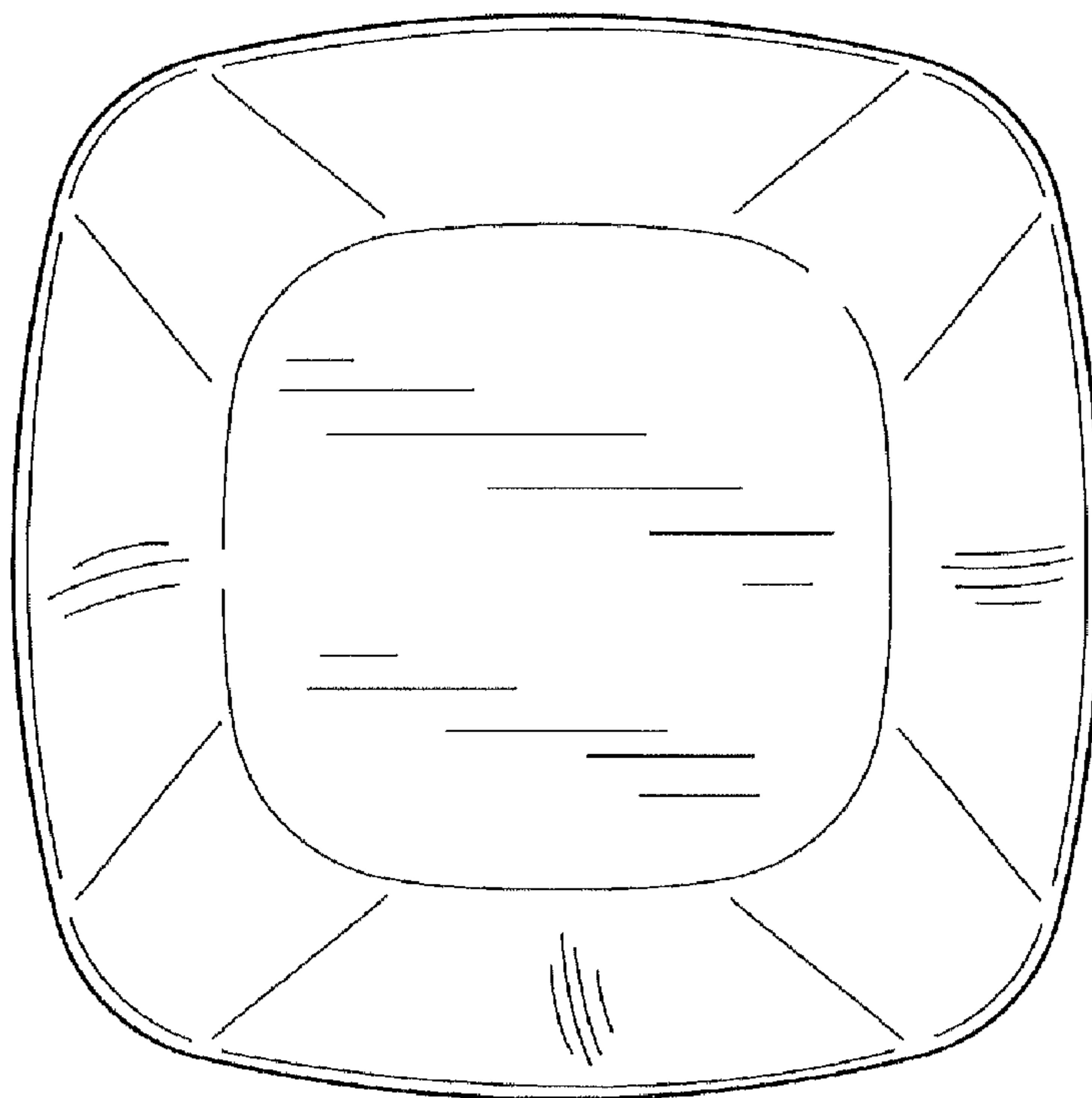


FIG. 7