



US00D675272S

(12) **United States Design Patent**
Greensmith et al.

(10) **Patent No.:** **US D675,272 S**
(45) **Date of Patent:** **** Jan. 29, 2013**

(54) **GOLF CLUB HEAD**

(75) Inventors: **Matthew Greensmith**, Vista, CA (US);
Nathan T. Sargent, Oceanside, CA
(US); **Joseph Henry Hoffman**,
Carlsbad, CA (US); **Robert Nunez**,
Vista, CA (US); **Steven D. Gray**, Poway,
CA (US)

(73) Assignee: **Taylor Made Golf Company, Inc.**,
Carlsbad, CA (US)

(**) Term: **14 Years**

(21) Appl. No.: **29/416,409**

(22) Filed: **Mar. 21, 2012**

(51) **LOC (9) Cl.** **21-02**

(52) **U.S. Cl.** **D21/759**

(58) **Field of Classification Search** D21/733,
D21/752, 759; 473/324-331, 343-346

See application file for complete search history.

(56) **References Cited**

U.S. PATENT DOCUMENTS

5,050,879	A	9/1991	Sun et al.	
5,419,556	A	5/1995	Take	
6,348,013	B1	2/2002	Kosmatka	
6,558,273	B2	5/2003	Kobayashi et al.	
6,638,180	B2	10/2003	Tsurumaki	
6,663,506	B2	12/2003	Nishimoto et al.	
6,835,145	B2	12/2004	Tsurumaki	
6,887,165	B2	5/2005	Tsurumaki	
7,273,423	B2	9/2007	Imamoto	
7,294,064	B2	11/2007	Tsurumaki et al.	
7,500,924	B2	3/2009	Yokota	
7,530,901	B2	5/2009	Imamoto et al.	
7,563,175	B2	7/2009	Nishitani et al.	
7,572,193	B2	8/2009	Yokota	
7,582,024	B2	9/2009	Shear	
D611,555	S *	3/2010	Oldknow	D21/759
D612,004	S *	3/2010	Oldknow	D21/759
D612,440	S	3/2010	Oldknow	
D628,257	S *	11/2010	Albertsen et al.	D21/759
7,857,711	B2	12/2010	Shear	
D630,278	S *	1/2011	Albertsen et al.	D21/759
D630,696	S *	1/2011	Albertsen et al.	D21/759

D631,119	S *	1/2011	Albertsen et al.	D21/759
D655,363	S *	3/2012	Vrska	D21/759
2002/0055396	A1	5/2002	Nishimoto et al.	
2002/0123394	A1	9/2002	Tsurumaki	
2004/0176183	A1	9/2004	Tsurumaki	
2004/0192463	A1	9/2004	Tsurumaki et al.	
2007/0026961	A1 *	2/2007	Hou	473/329
2007/0049417	A1	3/2007	Shear	
2010/0113176	A1	5/2010	Boyd et al.	
2011/0151989	A1	6/2011	Golden et al.	
2011/0151997	A1	6/2011	Shear	

(Continued)

FOREIGN PATENT DOCUMENTS

CN	2436182	6/2001
CN	201353407	12/2009
JP	4180778	6/1992

(Continued)

OTHER PUBLICATIONS

Adams Golf Speedline F11 Ti 14.5 degree fairway wood (www.bombsquadgolf.com, posted Oct. 18, 2010).

Primary Examiner — Mitchell Siegel

(74) *Attorney, Agent, or Firm* — Klarquist Sparkman, LLP

(57) **CLAIM**

We claim the ornamental design for a golf club head, as shown and described.

DESCRIPTION

FIG. 1 is a perspective view of a golf club head, as viewed from the rear, below and one side, according to one embodiment.

FIG. 2 is a front elevation view of the golf club head of FIG. 1.

FIG. 3 is a rear elevation view of the golf club head of FIG. 1.

FIG. 4 is a side elevation view of a toe side of the golf club head of FIG. 1.

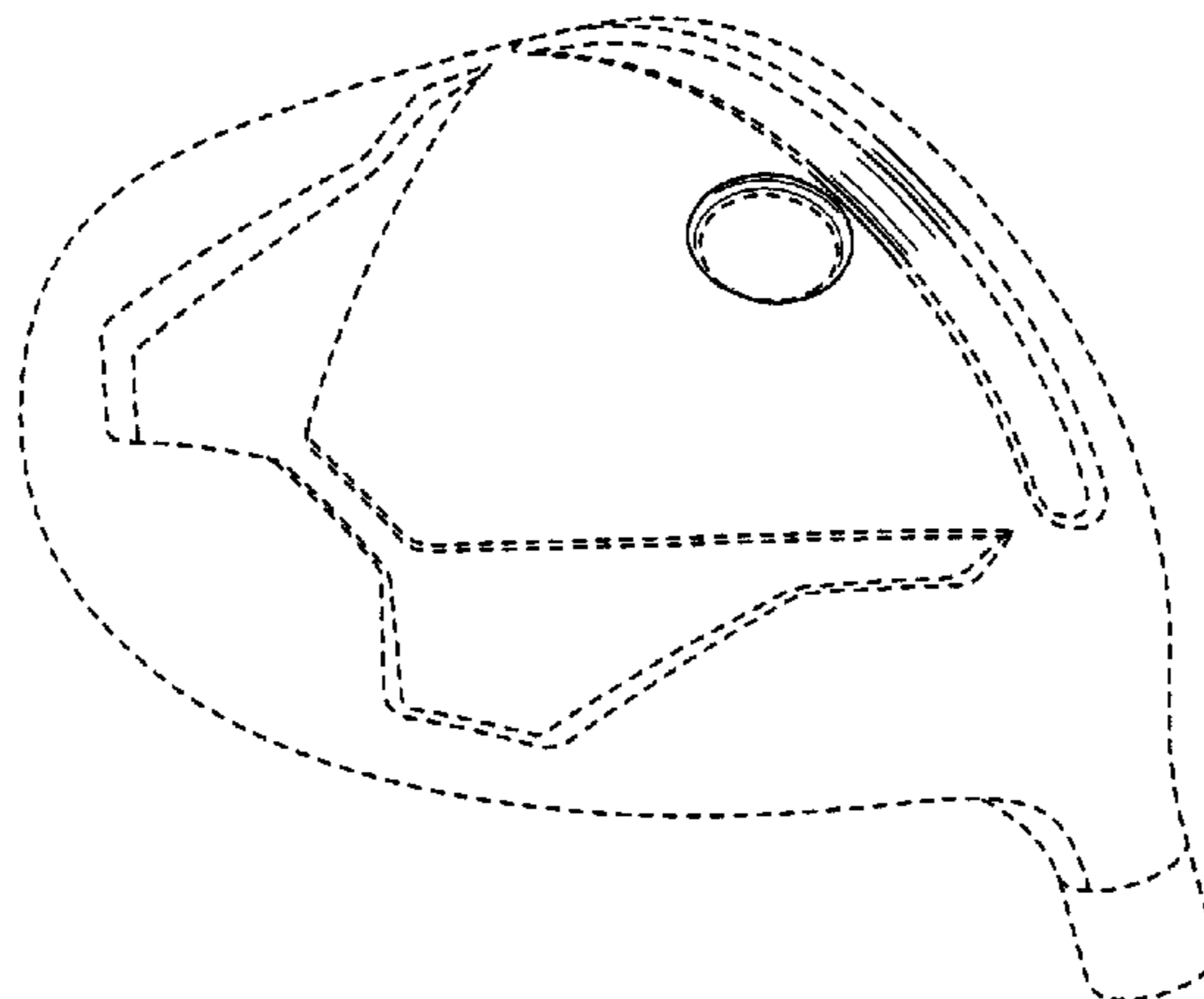
FIG. 5 is a side elevation view of an opposite heel side of the golf club head of FIG. 1.

FIG. 6 is a top plan view of the golf club head of FIG. 1; and,

FIG. 7 is a bottom plan view of the golf club head of FIG. 1.

The dashed lines in the drawings are for illustrative purposes only and form no part of the claimed design.

1 Claim, 4 Drawing Sheets



US D675,272 S

Page 2

U.S. PATENT DOCUMENTS

2011/0218053 A1 9/2011 Tang et al.
2011/0294599 A1 12/2011 Albertsen et al.

FOREIGN PATENT DOCUMENTS

JP 2000014841 1/2000
JP 2001054595 2/2001
JP 2001170225 6/2001
JP 2001204856 7/2001
JP 2001346918 12/2001
JP 2002003969 1/2002
JP 2002017910 1/2002

JP 2002052099 2/2002
JP 2002248183 9/2002
JP 2002253706 9/2002
JP 2003038691 2/2003
JP 2003126311 5/2003
JP 2003226952 8/2003
JP 2004174224 6/2004
JP 2004183058 7/2004
JP 2005028170 2/2005
JP 04128970 7/2008
JP 2009000281 1/2009

* cited by examiner

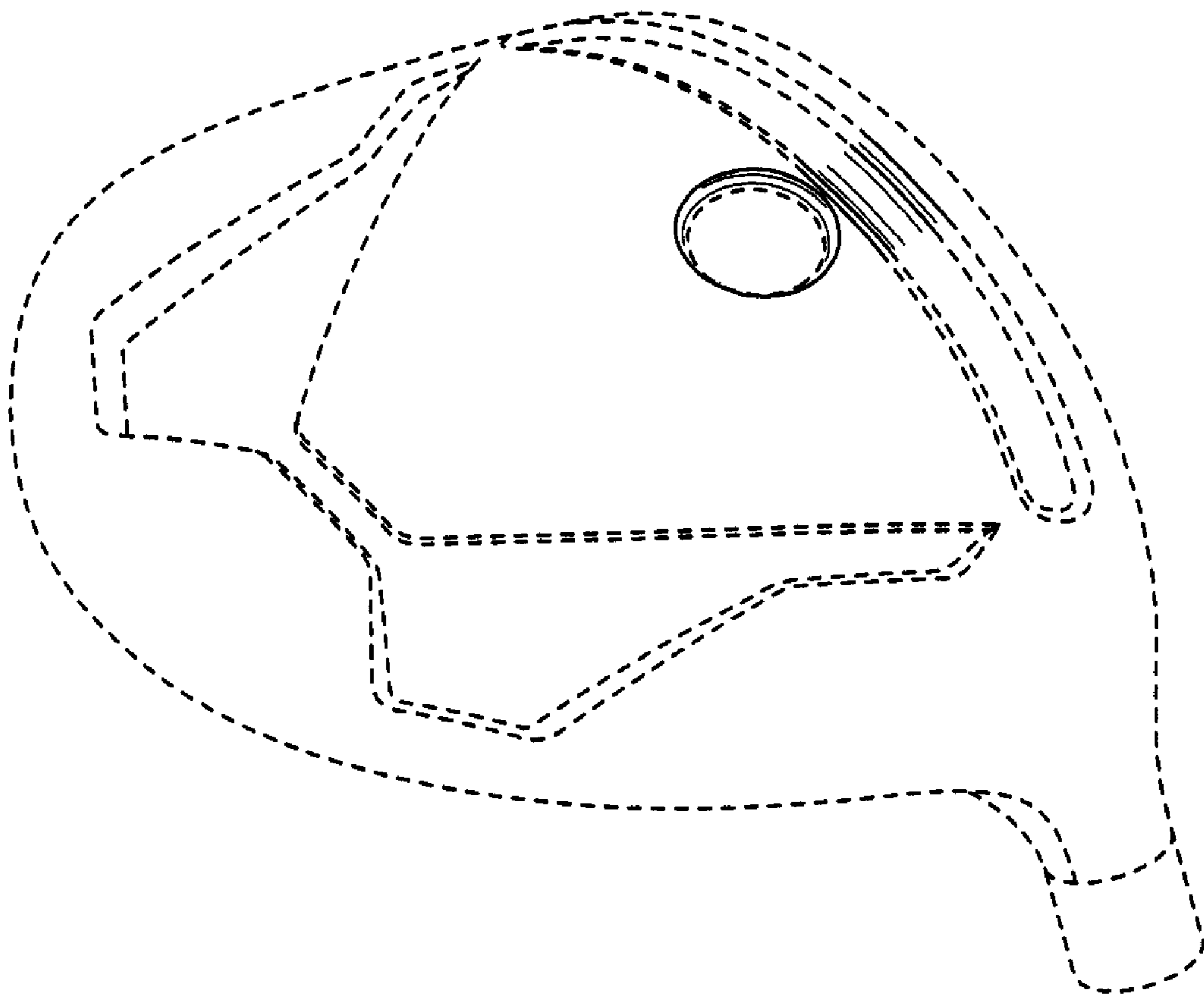


FIG. 1

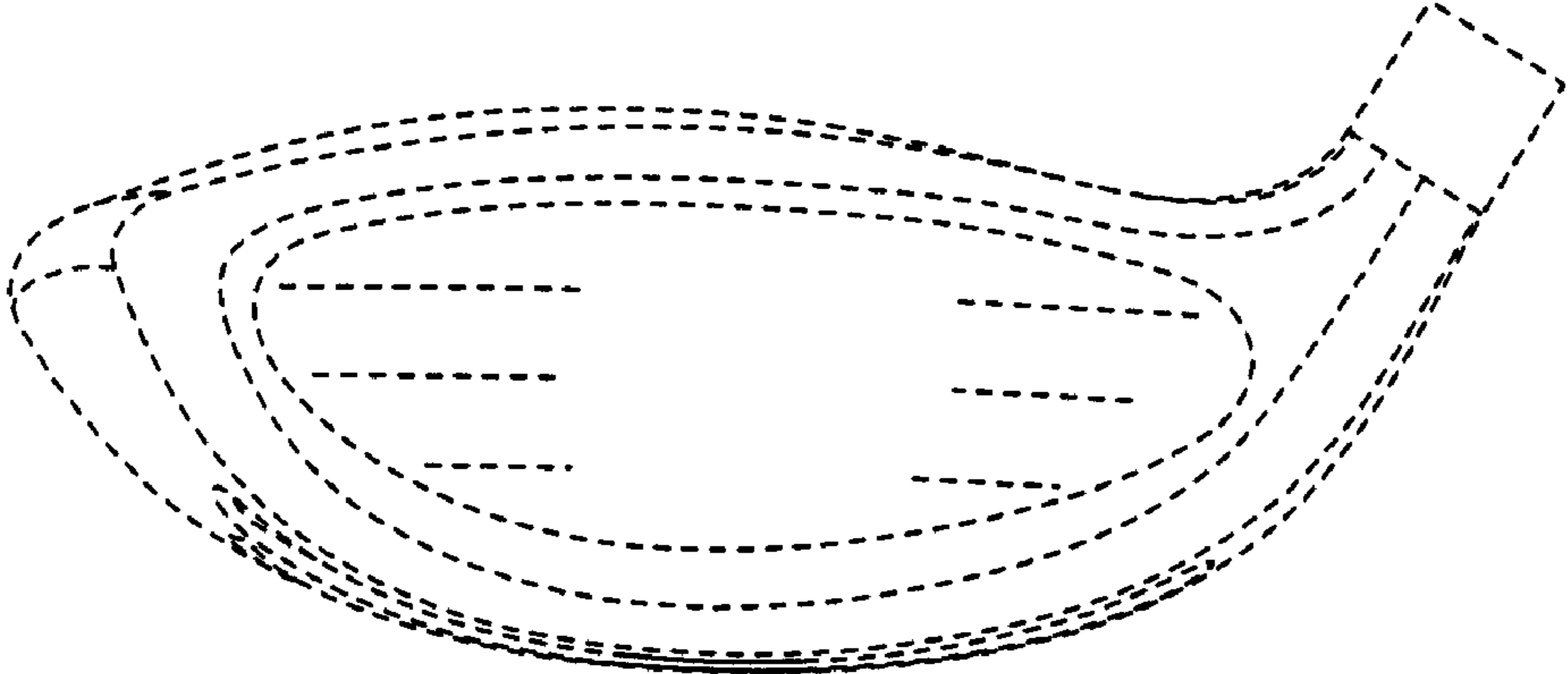


FIG. 2

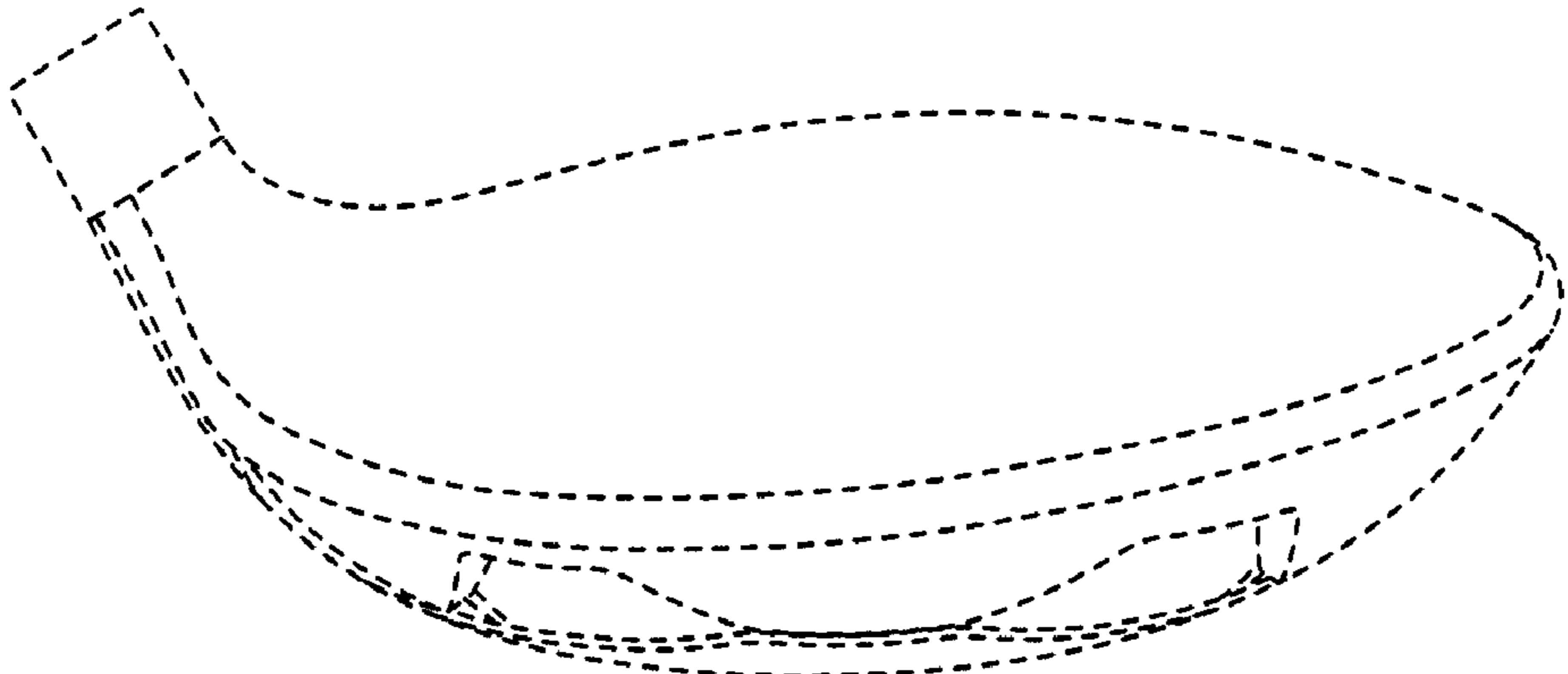


FIG. 3




FIG. 4

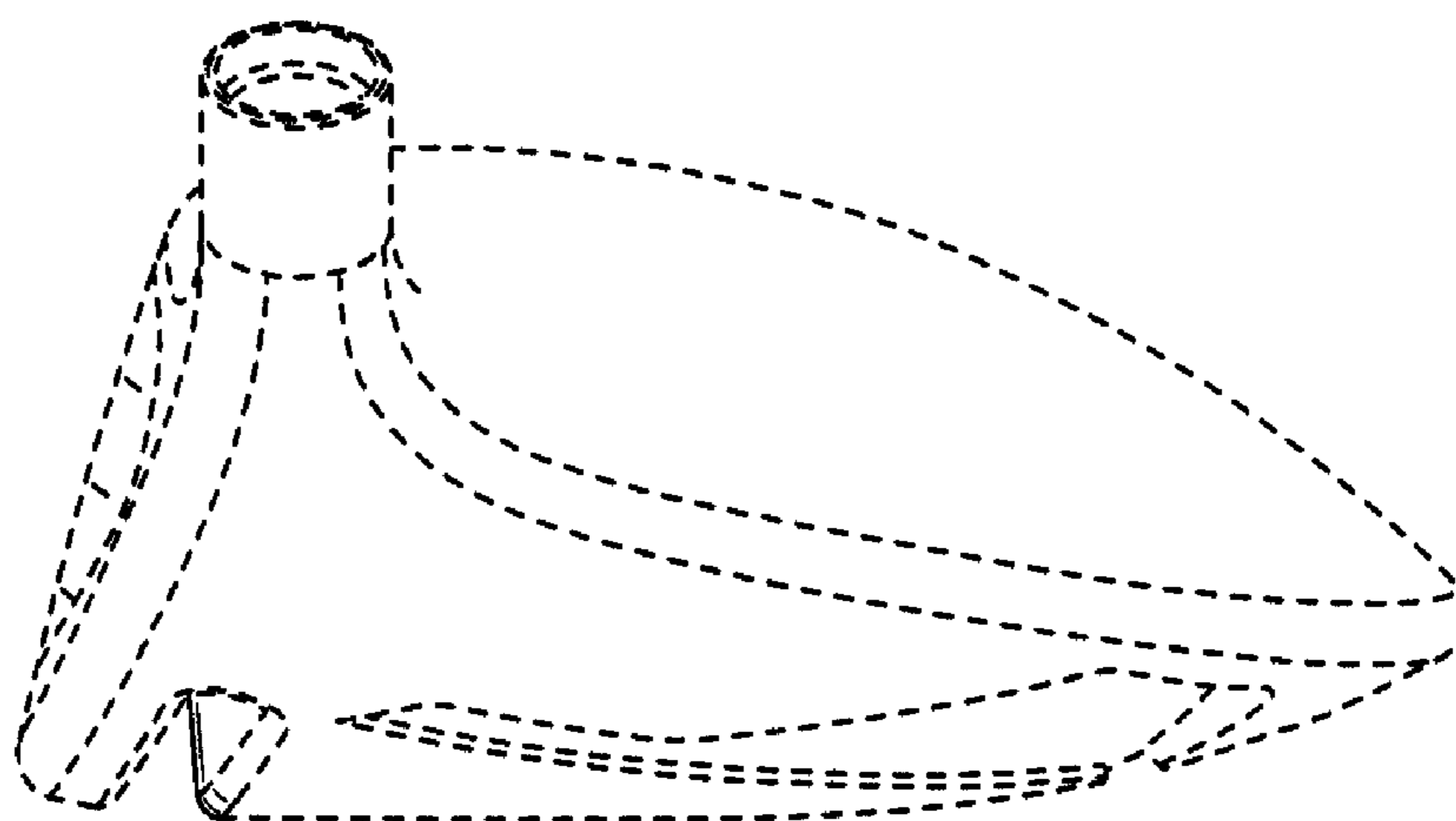


FIG. 5

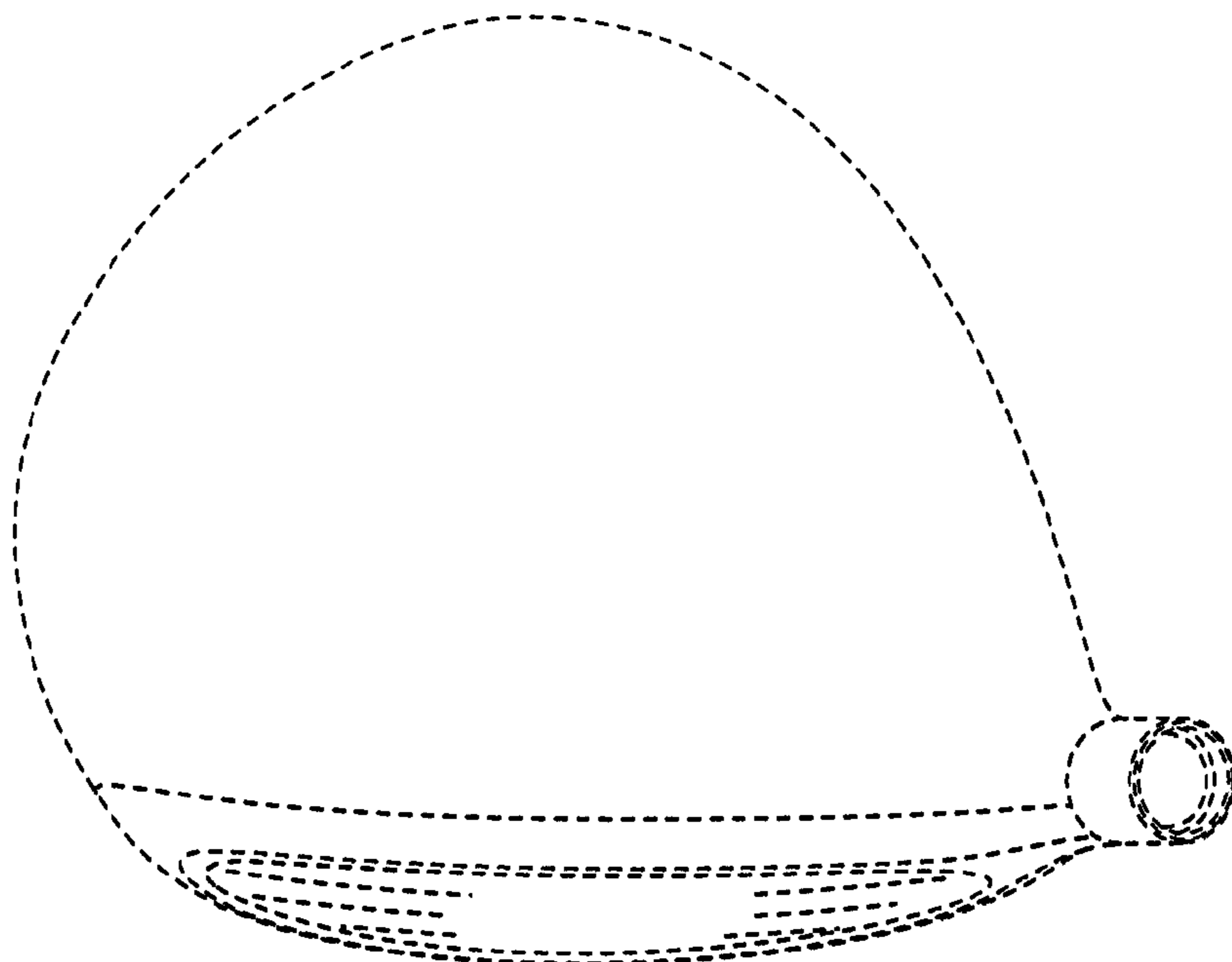


FIG. 6

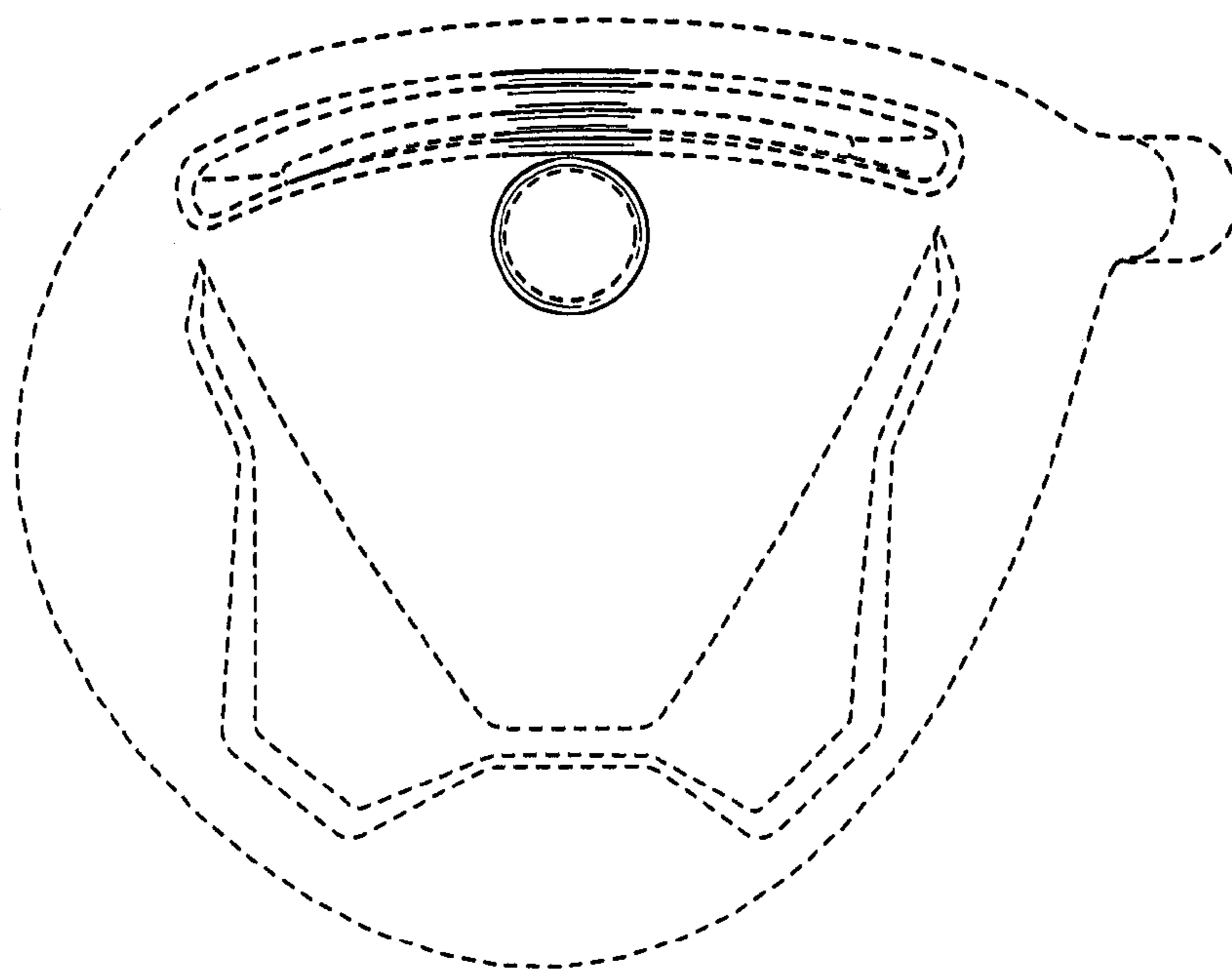


FIG. 7