



US00D675269S

(12) **United States Design Patent**
Cardarelli

(10) **Patent No.:** **US D675,269 S**

(45) **Date of Patent:** **** Jan. 29, 2013**

(54) **GOLF TEE**

(76) **Inventor:** **Venanzio Cardarelli, Plymouth, MA (US)**

(**) **Term:** **14 Years**

(21) **Appl. No.:** **29/421,113**

(22) **Filed:** **May 24, 2012**

(51) **LOC (9) Cl.** **21-02**

(52) **U.S. Cl.** **D21/717**

(58) **Field of Classification Search** D21/715-721,
D21/789-796; 473/387-403

See application file for complete search history.

(56) **References Cited**

U.S. PATENT DOCUMENTS

1,551,636	A *	9/1925	Bloom	473/388
1,599,310	A *	9/1926	Wiley	473/388
2,153,260	A *	4/1939	Mayl	473/389
D195,087	S *	4/1963	Eyer	D21/717
D379,838	S *	6/1997	Brown et al.	D21/717
6,139,449	A *	10/2000	Cardarelli	473/387
D485,317	S *	1/2004	Cardarelli	D21/718
D565,136	S *	3/2008	Gies	D21/718
7,448,967	B1 *	11/2008	Panneri et al.	473/387

7,901,303	B2 *	3/2011	Toyosawa	473/387
D641,813	S *	7/2011	Bowen	D21/717
D657,431	S *	4/2012	Chilton	D21/717
2011/0065532	A1 *	3/2011	Spencer et al.	473/389

FOREIGN PATENT DOCUMENTS

DE	40506614-0001	*	5/2006
GB	2212405 A	*	7/1989
GB	2256591 A	*	12/1992
WO	WO 2006099654 A1	*	9/2006

* cited by examiner

Primary Examiner — Catherine Tuttle

(74) *Attorney, Agent, or Firm* — D. Michael Burns

(57) **CLAIM**

The ornamental design for a golf tee, as shown and described.

DESCRIPTION

FIG. 1 is a perspective view of a golf tee showing my new design;

FIG. 2 is a front elevational view thereof;

FIG. 3 is a top plan view thereof;


FIG. 4 is a left side elevational view thereof;

FIG. 5 is a rear elevational view thereof;

FIG. 6 is a right side elevational view thereof; and,

FIG. 7 is a bottom plan view thereof.

1 Claim, 2 Drawing Sheets






FIG. 1



FIG. 2

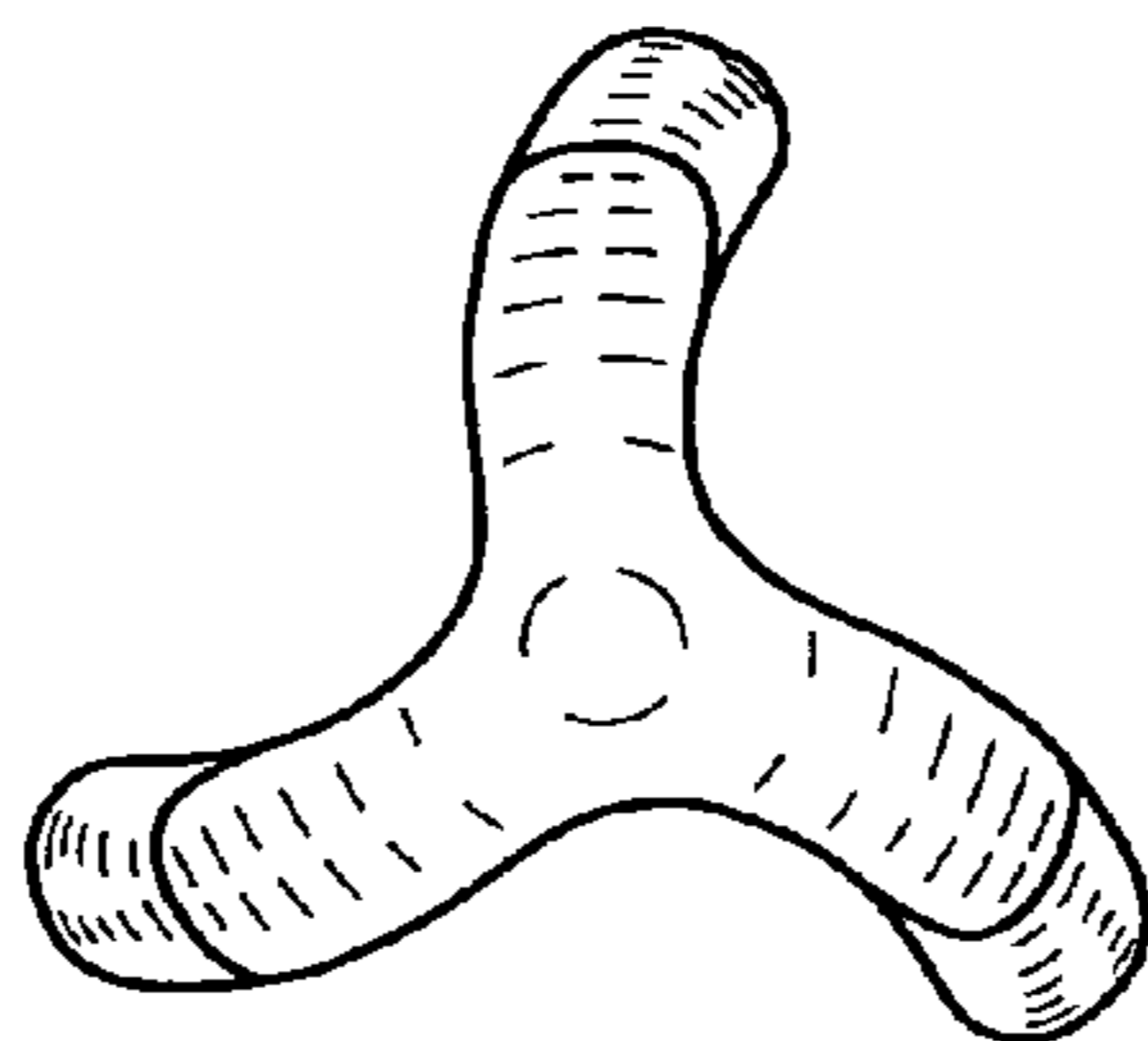


FIG. 3

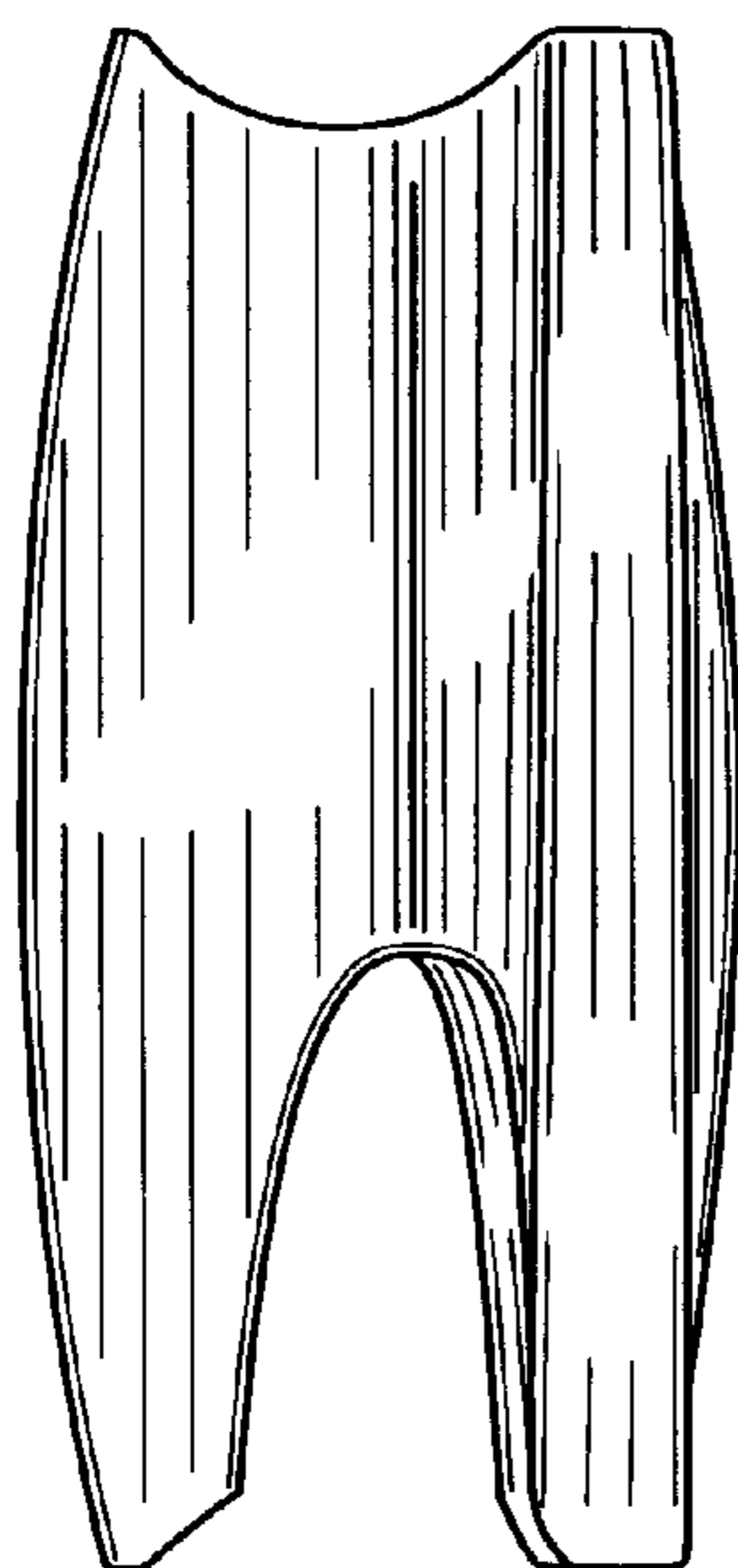


FIG. 4

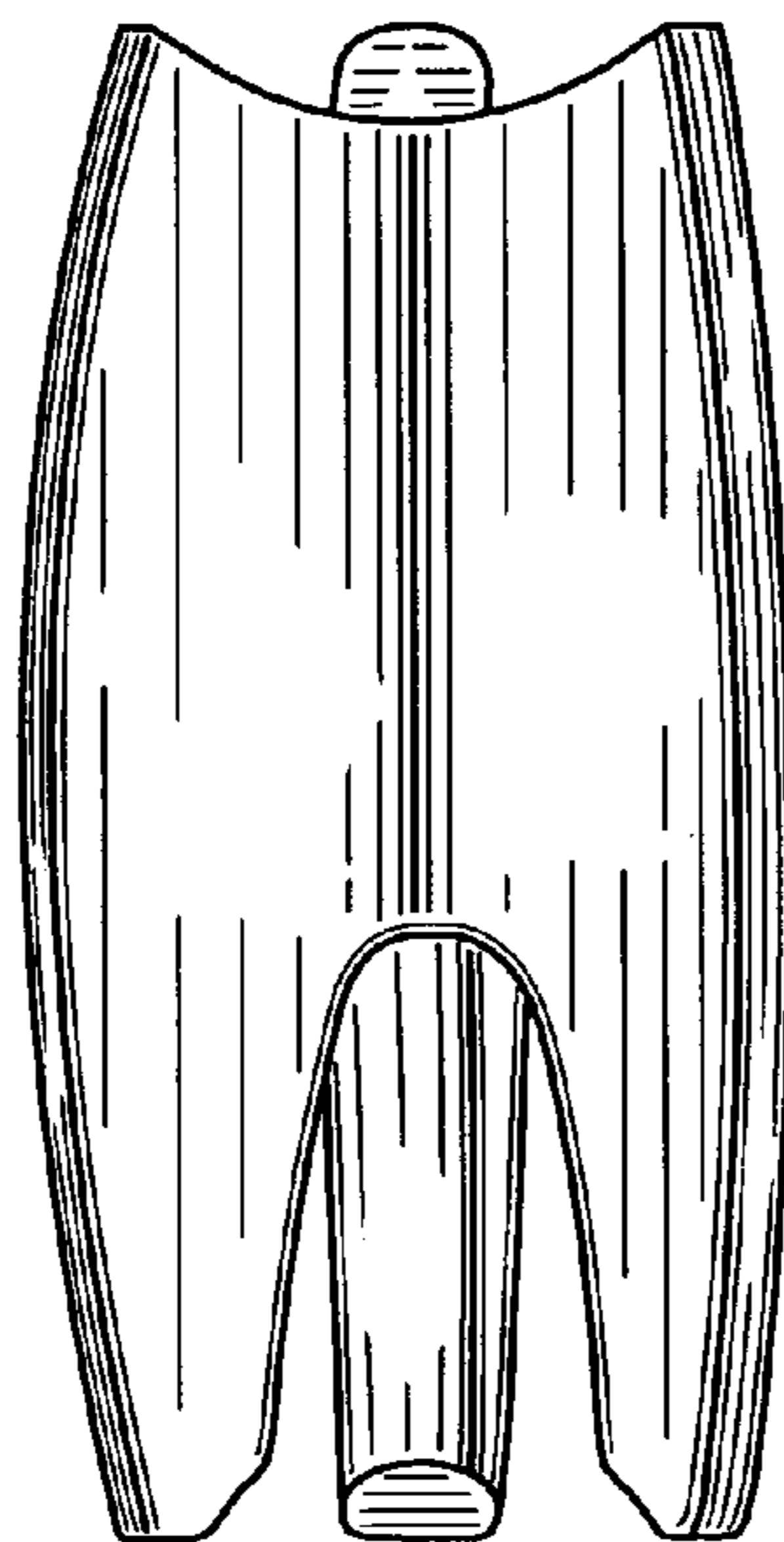


FIG. 5




FIG. 6

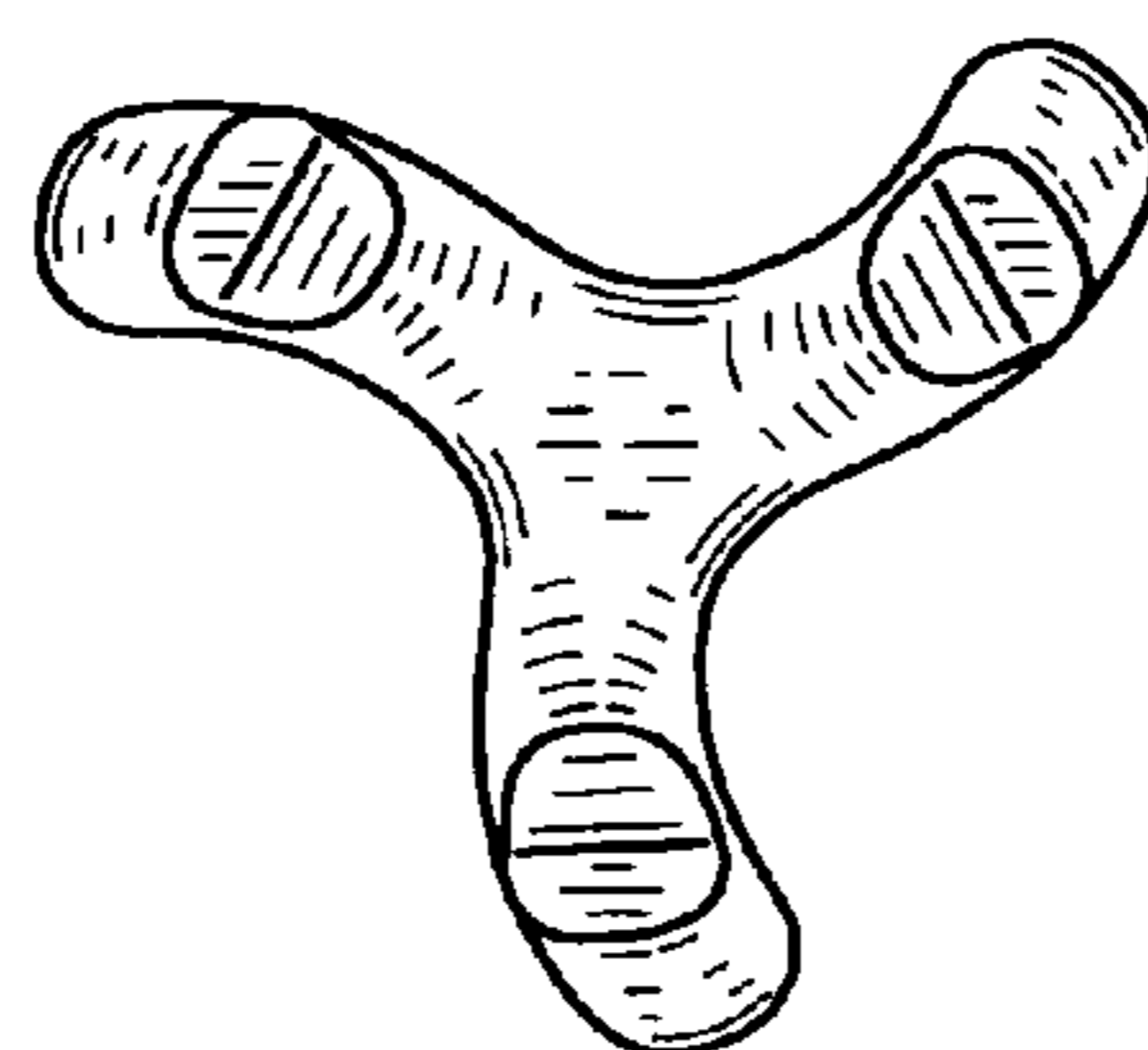


FIG. 7