



US00D675266S

(12) **United States Design Patent**
Alessandri et al.

(10) **Patent No.:** **US D675,266 S**
(45) **Date of Patent:** **** Jan. 29, 2013**

(54) **EXERCISE DEVICE**

(75) Inventors: **Nerio Alessandri**, Longiano (IT);
Francesco Calcaterra, Forli (IT);
Mario Fedriga, Forli (IT)

(73) Assignee: **Technogym S.p.A.**, Gambettola (FC)
(IT)

(**) Term: **14 Years**

(21) Appl. No.: **29/408,700**

(22) Filed: **Dec. 15, 2011**

(30) **Foreign Application Priority Data**

Jun. 15, 2011 (EM) 001878141-0004

(51) **LOC (9) Cl.** **21-02**

(52) **U.S. Cl.** **D21/675; D21/662; D21/694**

(58) **Field of Classification Search** D21/662,
D21/673, 674, 675, 676, 680, 686, 690, 694;
482/1, 92-95, 99, 100, 103, 130, 133, 140,
482/142

See application file for complete search history.

(56) **References Cited**

U.S. PATENT DOCUMENTS

5,580,341 A * 12/1996 Simonson 482/100
D438,918 S * 3/2001 Batca et al. D21/676
D439,939 S * 4/2001 Batca et al. D21/676

D439,940 S * 4/2001 Batca et al. D21/676
D439,941 S * 4/2001 Batca et al. D21/676
D440,611 S * 4/2001 Batca et al. D21/676
6,361,482 B1 * 3/2002 Batca et al. 482/100
D457,580 S * 5/2002 Webber D21/675
6,422,980 B1 * 7/2002 Simonson 482/99
6,579,213 B1 * 6/2003 Webber et al. 482/100
D481,428 S * 10/2003 Giannelli et al. D21/675
D490,128 S * 5/2004 Giannelli et al. D21/676
7,601,187 B2 * 10/2009 Webber et al. 48/72

* cited by examiner

Primary Examiner — Susan E Krakower

(74) *Attorney, Agent, or Firm* — Abelman, Frayne & Schwab

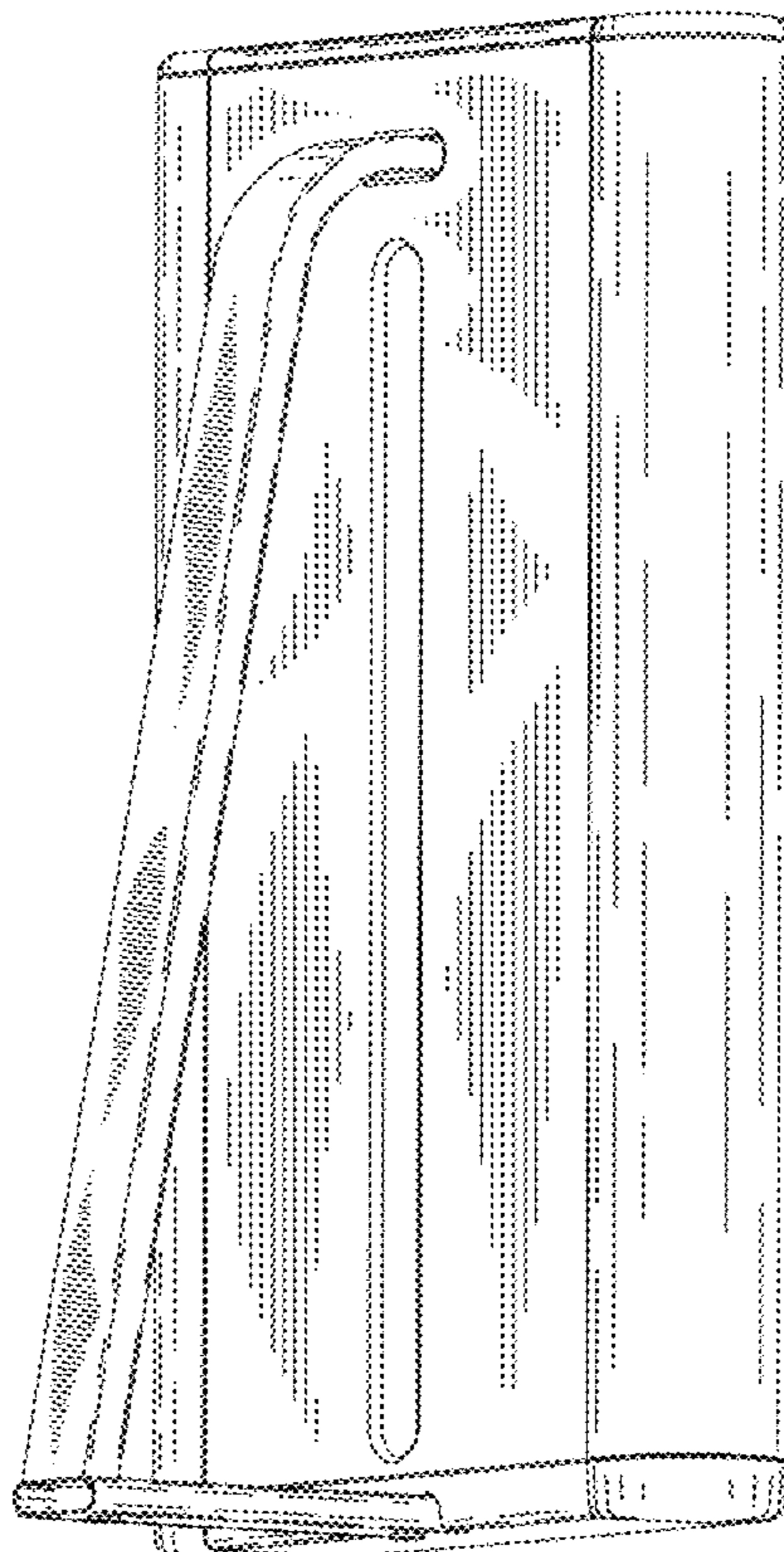
(57) **CLAIM**

The ornamental design for an exercise device, as shown and described.

DESCRIPTION

FIG. 1 is a bottom, front, and right side perspective view of an exercise device, according to the present invention;
FIG. 2 is a rear view of the exercise device of FIG. 1;
FIG. 3 is a front view of the exercise device of FIG. 1;
FIG. 4 is a left side view of the exercise device of FIG. 1;
FIG. 5 is a right side view of the exercise device of FIG. 1;
and,
FIG. 6 is a top view of the exercise device of FIG. 1.
The portions of the disclosure that are shown in broken lines form no part of the claimed design.

1 Claim, 6 Drawing Sheets



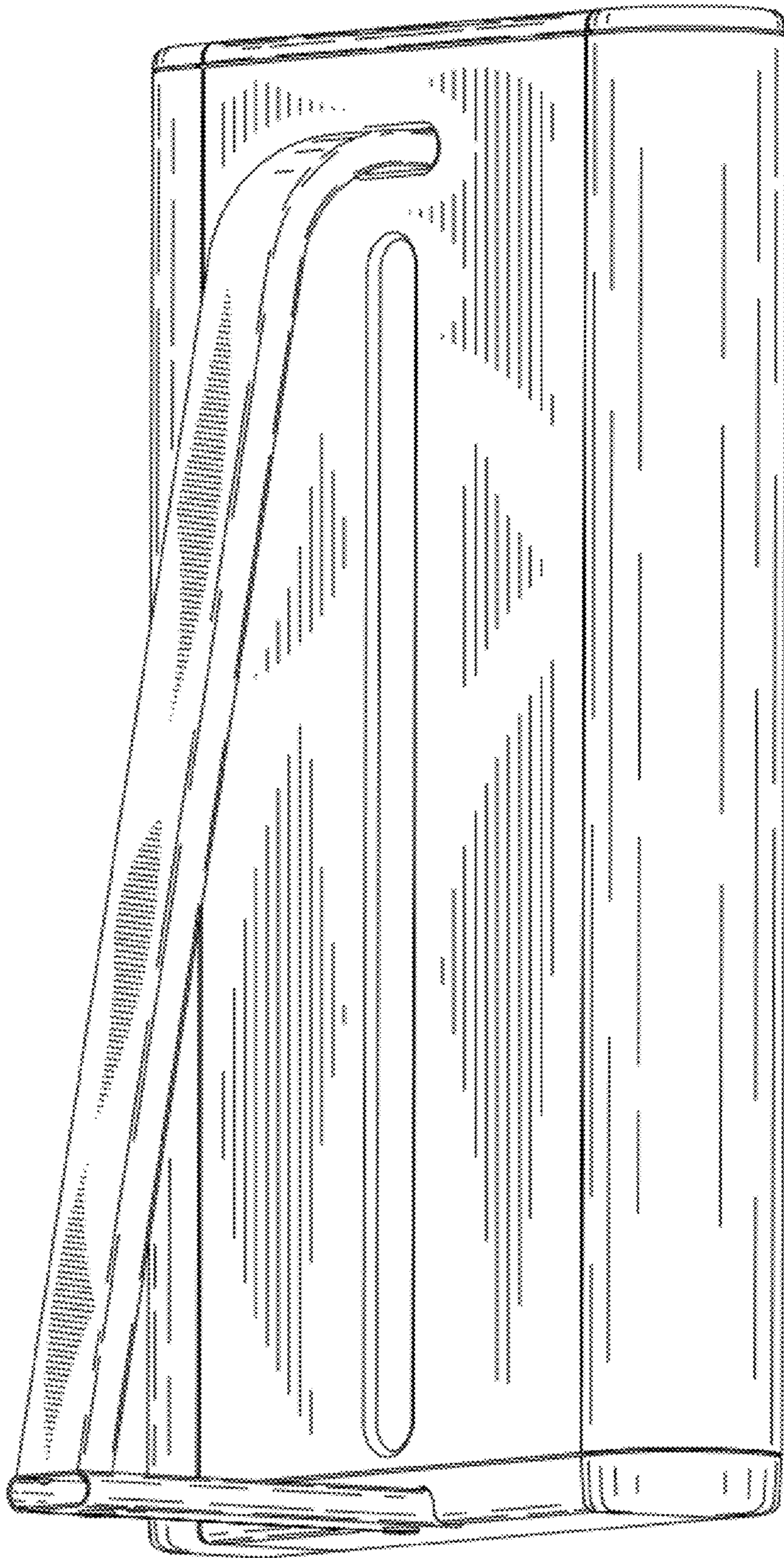


Fig. 1

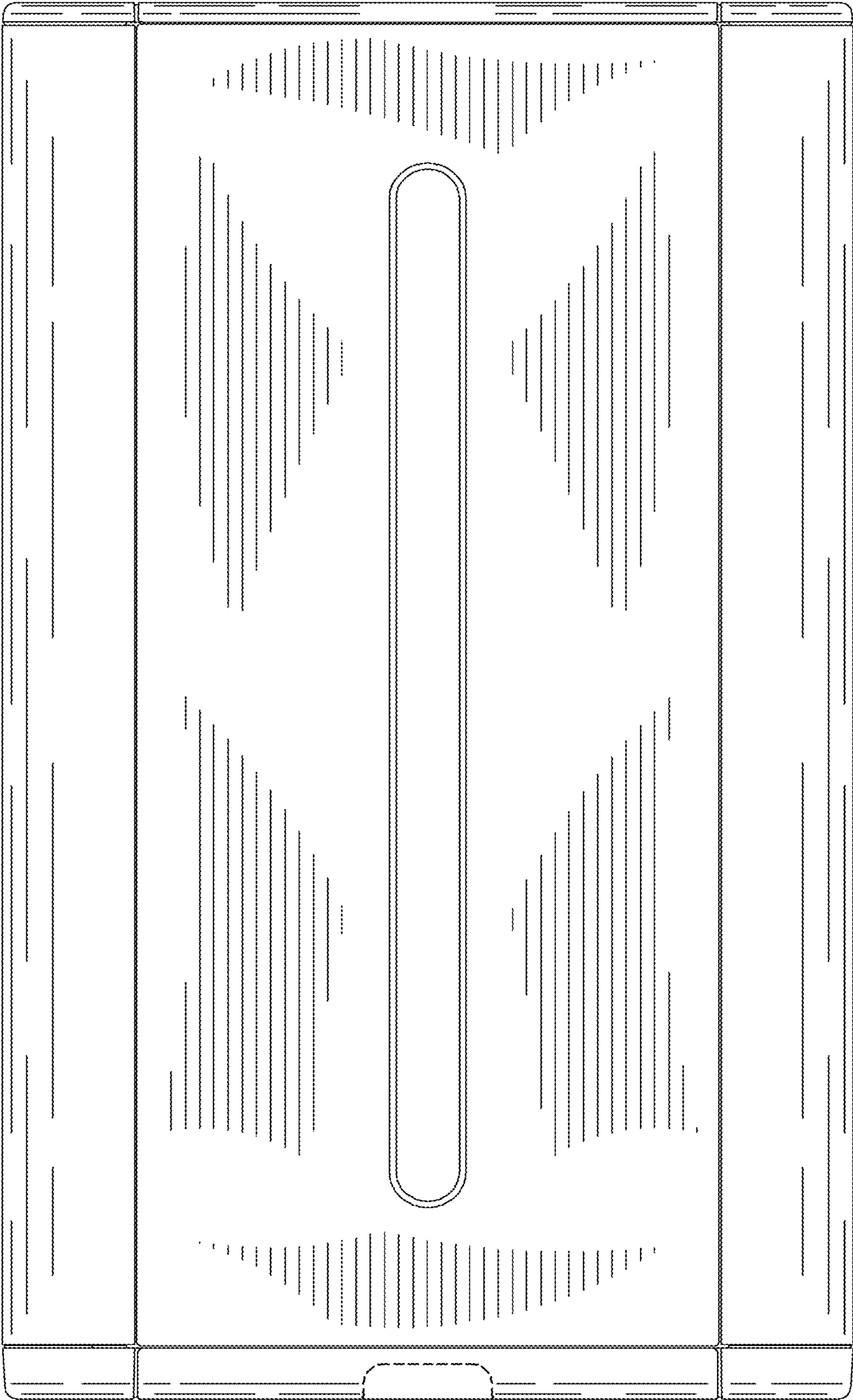


Fig. 2

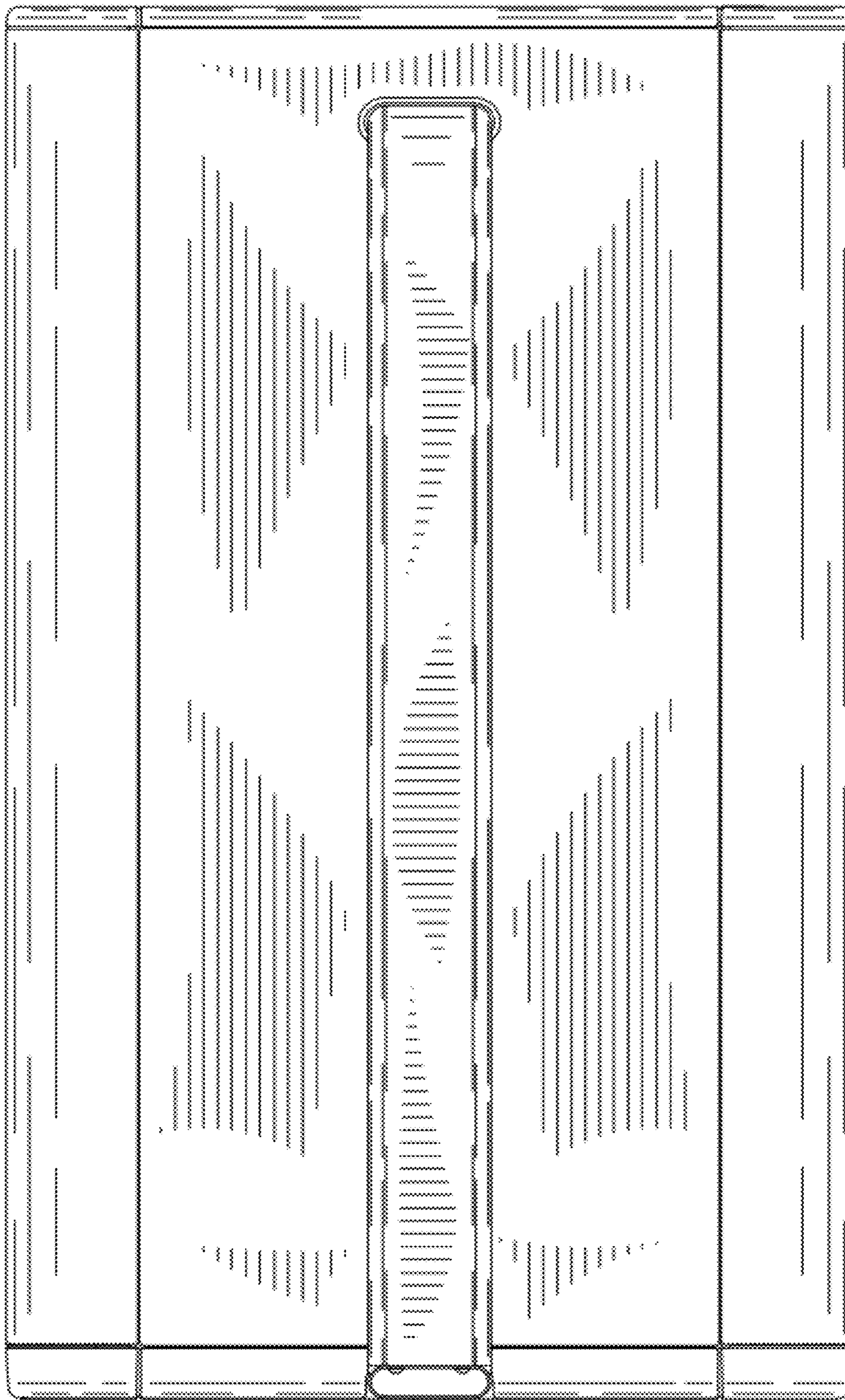


Fig. 3

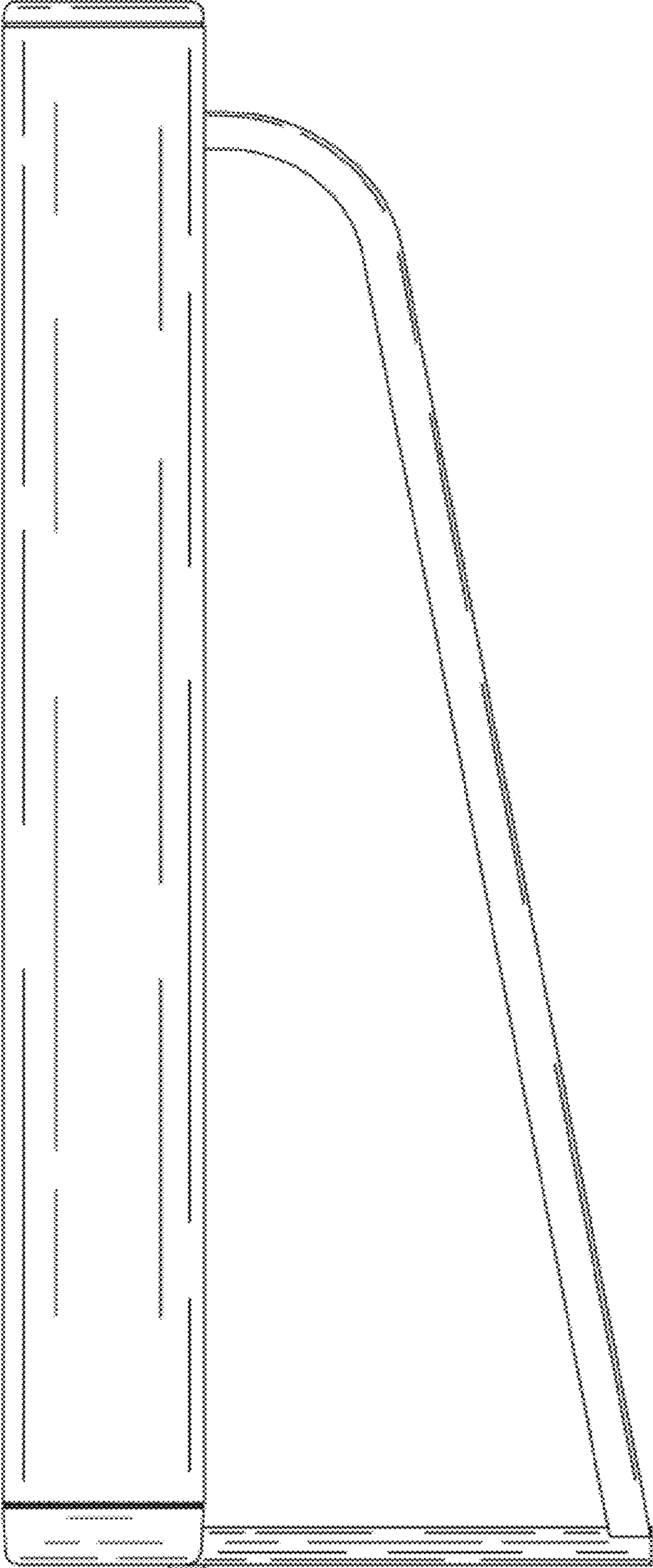


Fig. 4

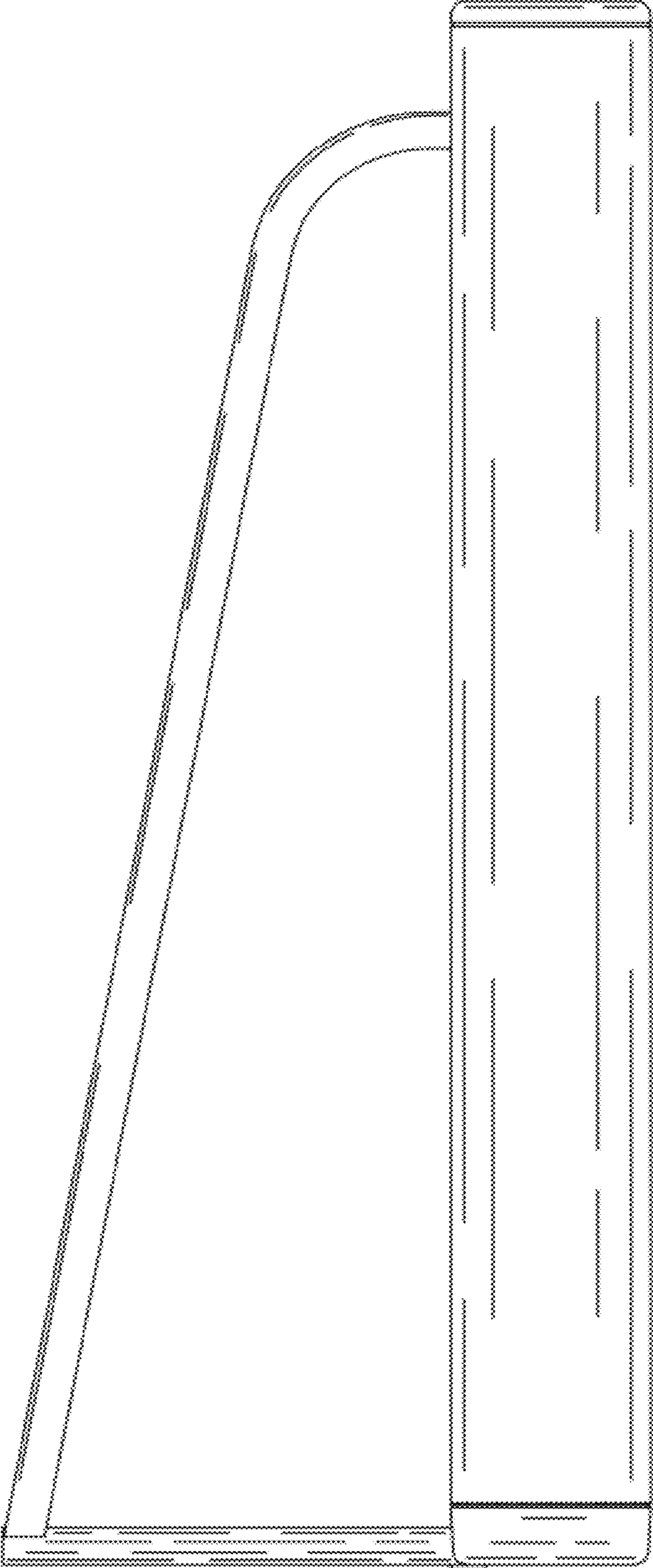


Fig. 5




Fig. 6