



US00D675259S

(12) **United States Design Patent**
Chang

(10) **Patent No.:** **US D675,259 S**
(45) **Date of Patent:** **** Jan. 29, 2013**

(54) **CUTTING MAT**

(76) Inventor: **Pi-Chao Chang**, Taichung (TW)

(**) Term: **14 Years**

(21) Appl. No.: **29/411,009**

(22) Filed: **Jan. 15, 2012**

(51) **LOC (9) Cl.** **19-06**

(52) **U.S. Cl.** **D19/37**

(58) **Field of Classification Search** D10/62,
D10/64; D19/35, 37, 39, 40; 33/563, 565,
33/566; 101/127, 128; 427/143, 280; 434/87;
D18/34.9

See application file for complete search history.

(56) **References Cited**

U.S. PATENT DOCUMENTS

D219,885	S *	2/1971	Amundson et al.	D10/64
4,116,426	A *	9/1978	Kessler	269/307
D267,725	S *	1/1983	Sidrak	D19/37
D317,131	S *	5/1991	Kwan	D10/64
5,386,654	A *	2/1995	Kroenke	38/141
5,673,490	A *	10/1997	Hill	33/1 G
D435,064	S *	12/2000	Nicholson	D19/37
D484,911	S *	1/2004	Gorman	D19/40
D549,531	S *	8/2007	Kishbaugh et al.	D7/698
7,325,325	B2 *	2/2008	Gleeson	33/563

7,665,719	B2 *	2/2010	Kishbaugh et al.	269/289 R
D639,855	S *	6/2011	Fried	D19/40
2004/0049935	A1 *	3/2004	Tandy	33/563
2008/0078094	A1 *	4/2008	Baumann	33/566
2009/0025245	A1 *	1/2009	Brady	33/562
2009/0158602	A1 *	6/2009	Lockyer	33/1 B

* cited by examiner

Primary Examiner — Elizabeth Albert

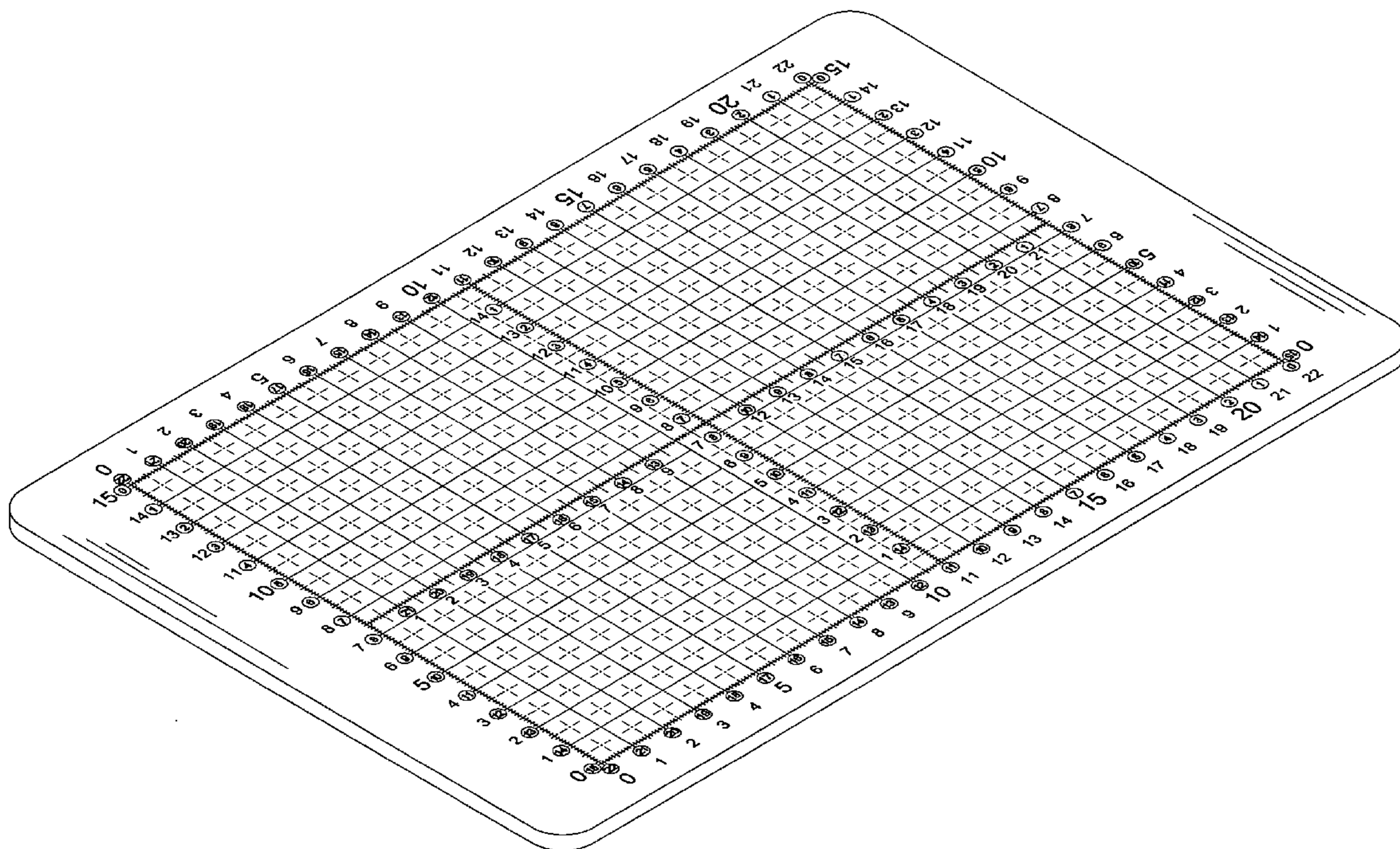
(57) **CLAIM**

The ornamental design for a cutting mat, as shown and described.

DESCRIPTION

FIG. 1 is a perspective view of a cutting mat showing my new design;
 FIG. 2 is a front elevational view thereof;
 FIG. 3 is a rear elevational view thereof;
 FIG. 4 is a left side elevational view thereof;
 FIG. 5 is a right side elevational view thereof;
 FIG. 6 is a top plan view thereof;
 FIG. 7 is a bottom plan view thereof; and,
 FIG. 8 is perspective view of the bottom of the cutting mat showing my new design.
 The phantom lines shown in FIGS. 1-8 are illustrative of environmental structure only and form no part of the claimed design.

1 Claim, 8 Drawing Sheets



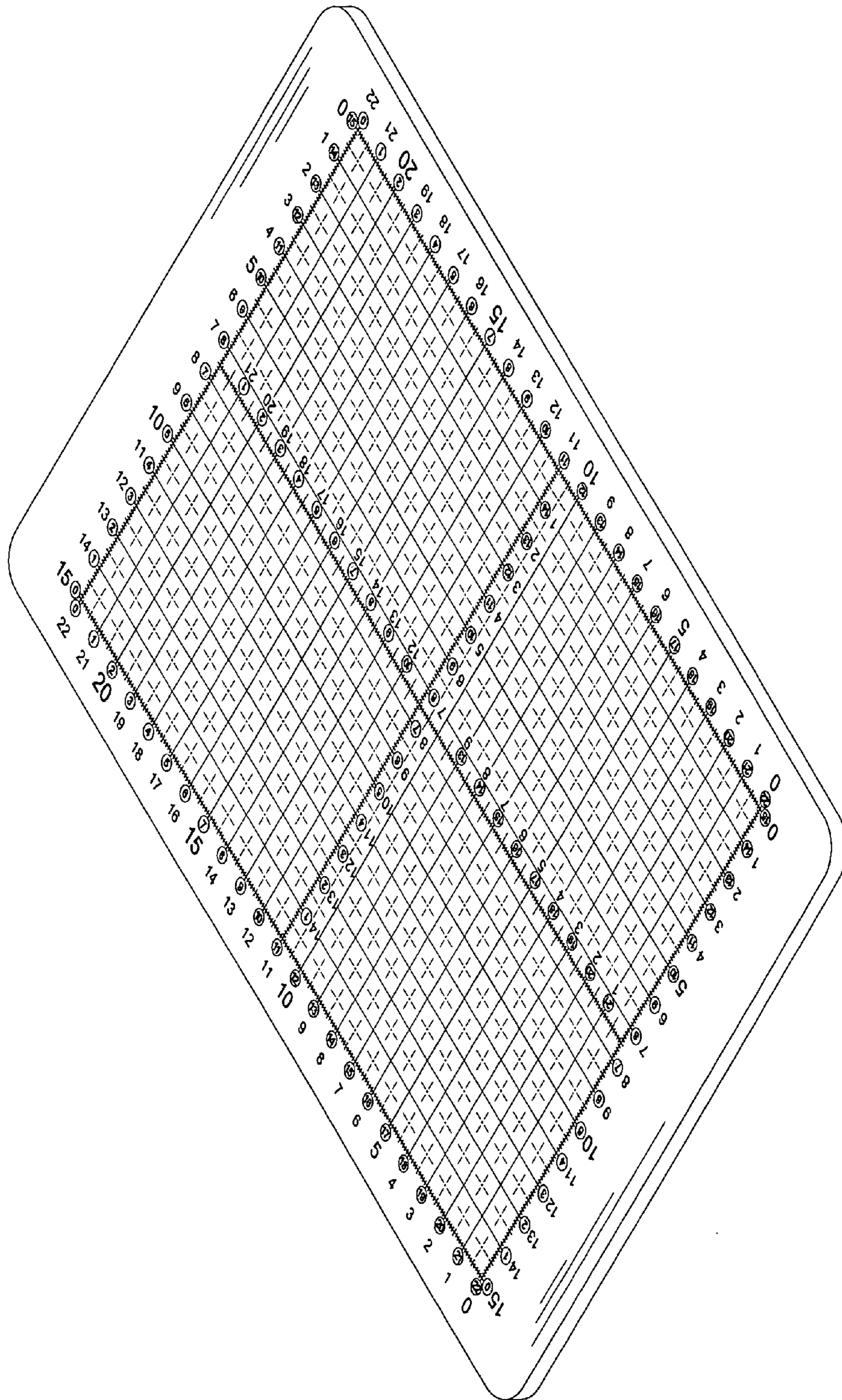


FIG. 1




FIG. 2



FIG. 3

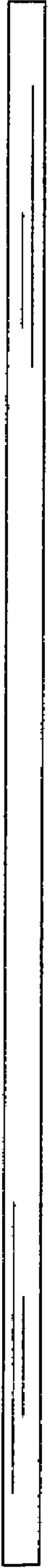


FIG. 4



FIG. 5

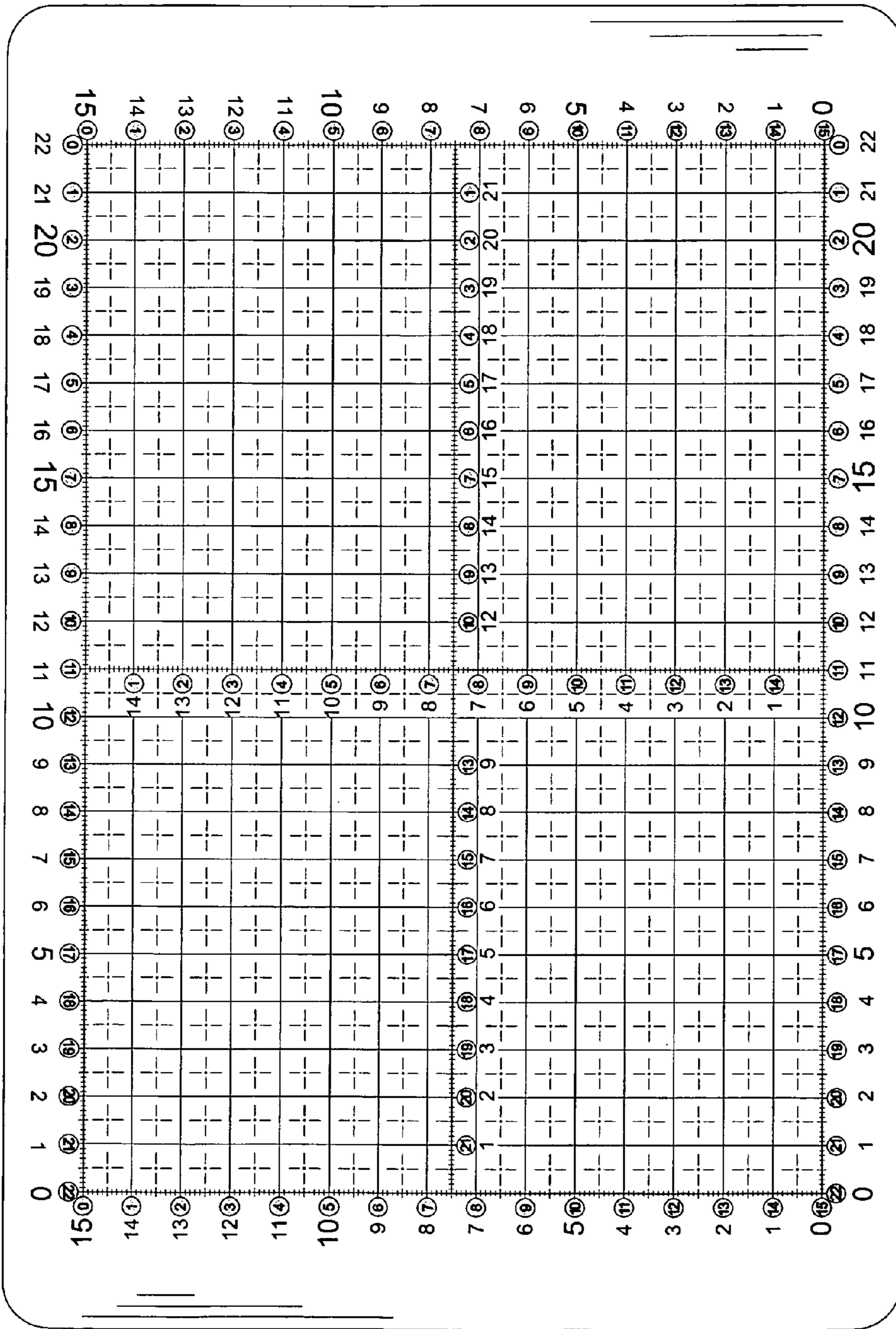


FIG. 6




FIG. 7

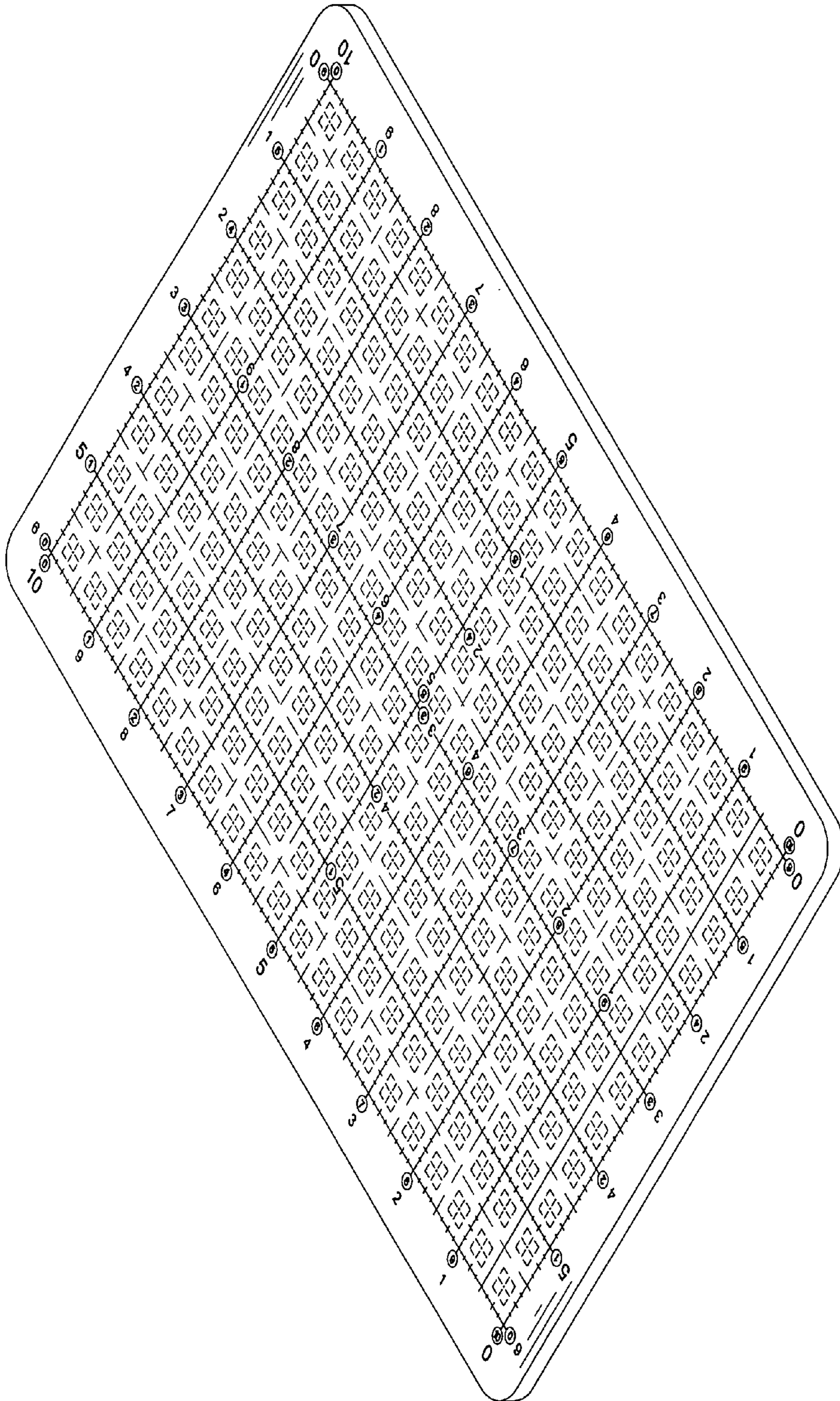


FIG. 8