



US00D675257S

(12) **United States Design Patent**
Thakoor

(10) **Patent No.:** **US D675,257 S**

(45) **Date of Patent:** **** Jan. 29, 2013**

(54) **DISPLAY SLEEVE**

(76) Inventor: **Jayanti Thakoor**, Honeydew (ZA)

(**) Term: **14 Years**

(21) Appl. No.: **29/406,700**

(22) Filed: **Nov. 17, 2011**

(51) **LOC (9) Cl.** **19-04**

(52) **U.S. Cl.** **D19/33**

(58) **Field of Classification Search** D19/26-33;
D6/626; 40/359, 405, 530, 536-537, 661,
40/776; 281/15.1, 22, 29, 31, 38; 283/36;
229/67.1-67.4

See application file for complete search history.

(56) **References Cited**

U.S. PATENT DOCUMENTS

2,925,677	A *	2/1960	Holes	40/776
3,651,591	A *	3/1972	Woodyard	40/537
D262,040	S *	11/1981	Wihlke	D19/33
D266,770	S *	11/1982	Wihlke	D19/33
D266,771	S *	11/1982	Wihlke	D19/33
D268,190	S *	3/1983	Nast	D6/626
D325,817	S *	5/1992	Call	D6/626
D351,949	S *	11/1994	Tamas	D6/302
D393,875	S *	4/1998	Brooks	D19/33
5,823,573	A *	10/1998	Chang	281/38
D417,890	S *	12/1999	Joe et al.	D19/26
D418,867	S *	1/2000	Platte, III	D19/33
D421,051	S *	2/2000	Jahn	D19/33
D421,460	S *	3/2000	Joe et al.	D19/26
6,059,317	A *	5/2000	Wiley	281/38
D427,632	S *	7/2000	McNeil	D19/33
6,193,065	B1 *	2/2001	Salomone	206/455
6,282,826	B1 *	9/2001	Richards	40/654.01
D471,230	S *	3/2003	Bills	D19/33
D490,847	S *	6/2004	Greenway	D19/33
D491,407	S *	6/2004	Martinetti	D6/626
D526,681	S *	8/2006	Kleissler et al.	D19/33
D530,369	S *	10/2006	Kleissler et al.	D19/33
D565,100	S *	3/2008	Taylor	D19/33
2001/0013699	A1 *	8/2001	Gartiser	283/36

* cited by examiner

Primary Examiner — T. Chase Nelson

Assistant Examiner — Kathleen M Sims

(74) *Attorney, Agent, or Firm* — Choate Hall & Stewart LLP; Charles E. Lyon

(57) **CLAIM**

The ornamental design for a display sleeve, as shown and described.

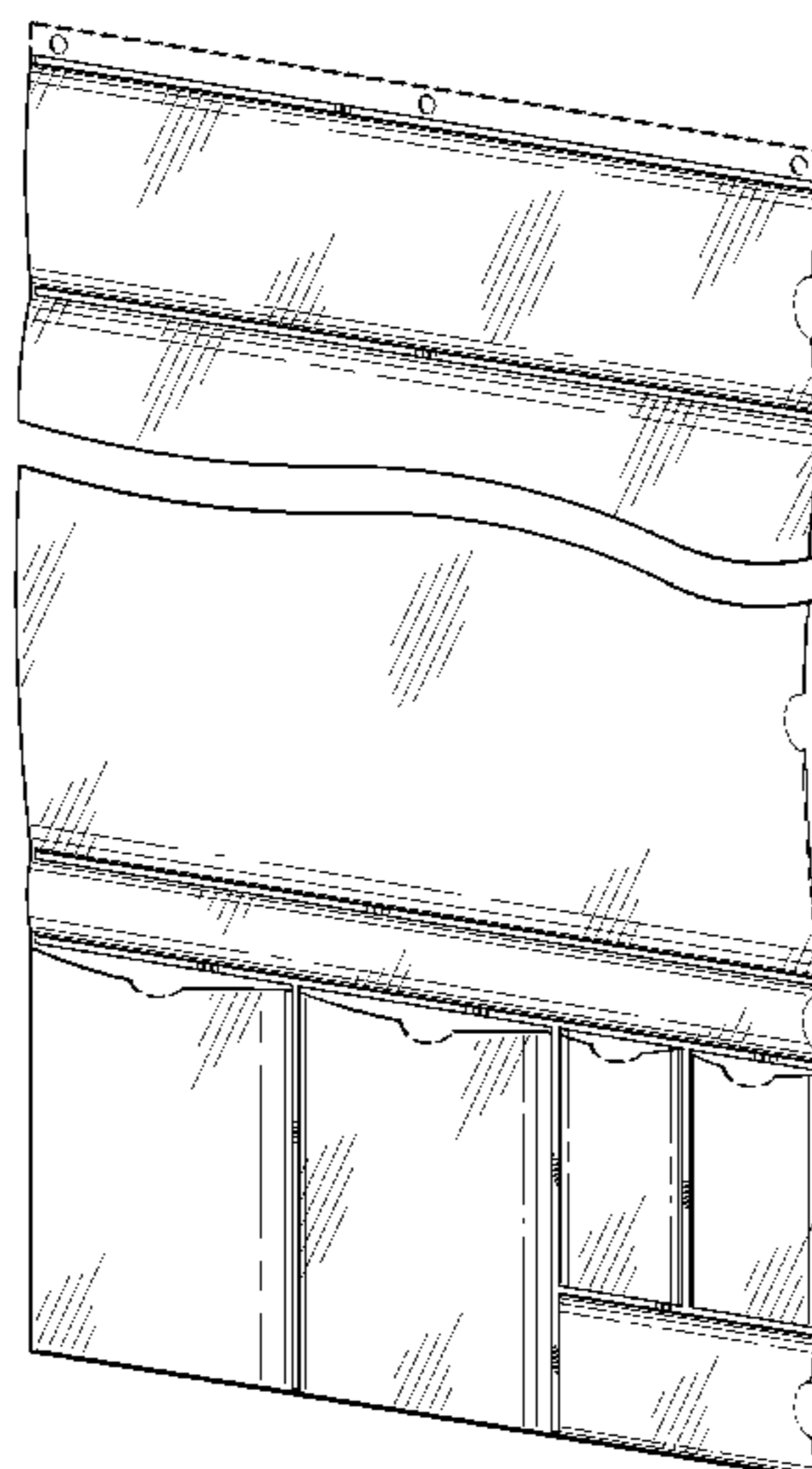
DESCRIPTION

FIG. 1 is a front view of the display sleeve (with the windows empty) incorporating the design of my invention; FIG. 2 is a front view of the display sleeve (with inserts in the windows, the inserts being disclaimed) of FIG. 1; and, FIG. 3 is a three-dimensional view of the display sleeve of FIG. 1.

The broken lines in FIGS. 1 through 3 are for purposes of illustrating portions of the display sleeve that form no part of the claimed design. The broken line inserts added in FIG. 2 are environmental structure, which also form no part of the claimed design.

The design is for a display sleeve. The sleeve is of two rectangular planar transparent sheets fused together along a plurality of partitions thereby to define a plurality of display windows between the partitions. Three widthwise windows (i.e. open on a side) are defined in a mid and upper portion of the sleeve, one above the other. The top and bottom widthwise windows are elongate and relatively thin. The middle window of the display sleeve is shown with a symbolic break in its length. The appearance of any portion of the article between the break lines forms no part of the claimed design. Five smaller windows are defined in a lower portion of the sleeve. Four of the five smaller windows are upwardly open and thus orientated heightwise, while the fifth window at a corner is orientated widthwise. The windows can each removeably accommodate a display or promotional sheet.

1 Claim, 3 Drawing Sheets






FIG 1




FIG 2




FIG 3