



US00D675248S

(12) **United States Design Patent**
Iacchetti

(10) **Patent No.:** **US D675,248 S**
(45) **Date of Patent:** **** Jan. 29, 2013**

(54) **EYE GLASS FRAME**

(75) Inventor: **Giulio Iacchetti**, Milan (IT)

(73) Assignee: **Moleskine S.p.A.**, Milan (MI) (IT)

(**) Term: **14 Years**

(21) Appl. No.: **29/398,678**

(22) Filed: **Aug. 3, 2011**

(30) **Foreign Application Priority Data**

Feb. 8, 2011 (EP) 1817842

(51) **LOC (9) Cl.** **16-06**

(52) **U.S. Cl.** **D16/329; D16/306**

(58) **Field of Classification Search** D16/101,
D16/300-342, 900; D29/109-110; D24/110.2;
351/41, 44, 51-52, 62, 158, 92, 103-123,
351/140, 153, 45-46; 2/426-432, 447-449,
2/441, 434-437, 13, 15; D21/483, 659-661;
D14/372

See application file for complete search history.

(56) **References Cited**

U.S. PATENT DOCUMENTS

D204,812 S * 5/1966 Shindler D16/329
D631,502 S * 1/2011 Alsamaan D16/309

* cited by examiner

Primary Examiner — Raphael Barkai

(74) *Attorney, Agent, or Firm* — Lucas & Mercanti, LLP

(57) **CLAIM**

The ornamental design for an eye glass frame, as shown and described.

DESCRIPTION

FIG. 1 is a front side view of the eye glass frame;
FIG. 2 is a side view of the eye glass frame of FIG. 1, the opposite side view being a mirror image;
FIG. 3 is a top side view of the eye glass frame of FIG. 1;
FIG. 4 is a perspective view of the eye glass frame of FIG. 1; and,
FIG. 5 is a bottom perspective view of the eye glass frame of FIG. 1.

The broken lines showing the lens are for illustrative purposes only and form no part of the claimed design.

1 Claim, 5 Drawing Sheets

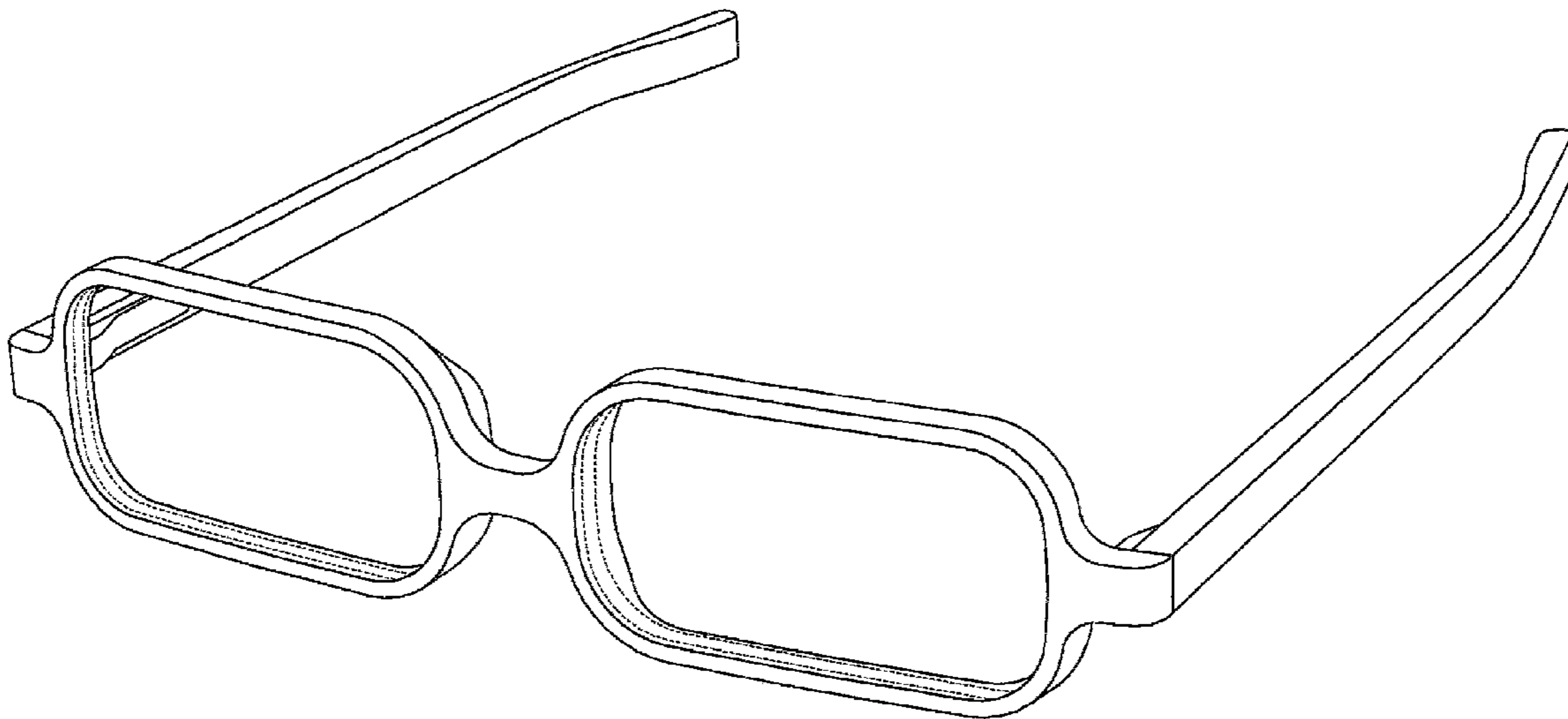


FIG. 1

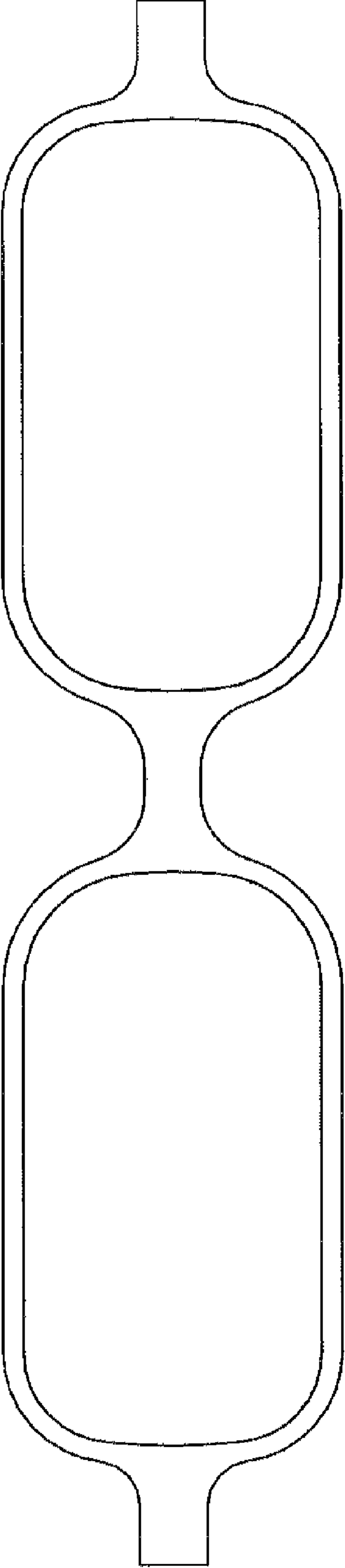


FIG. 2

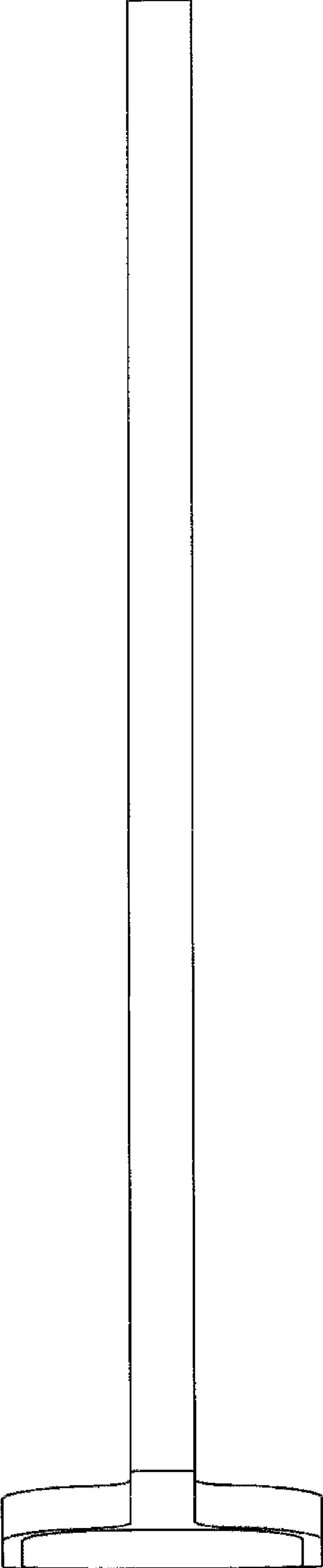



FIG. 3



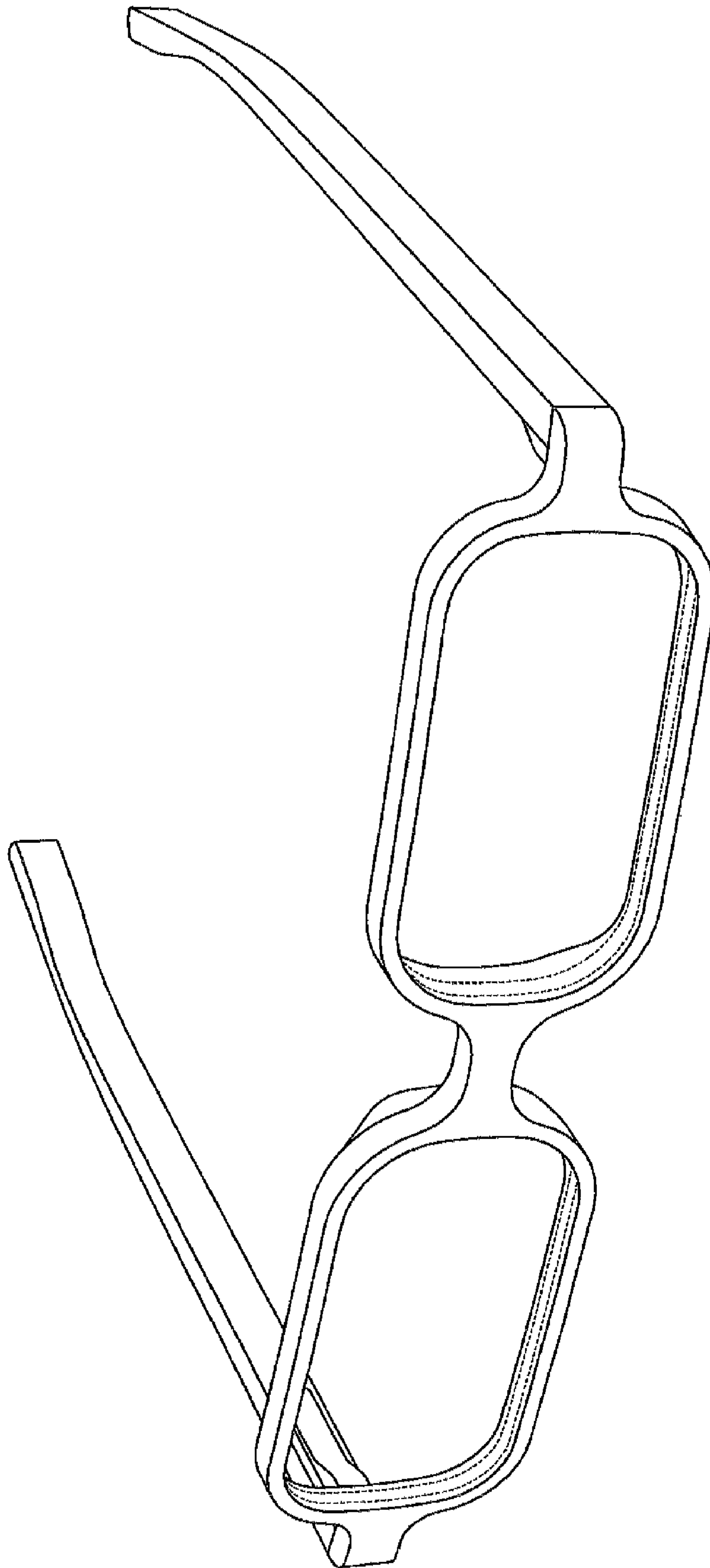


FIG. 4

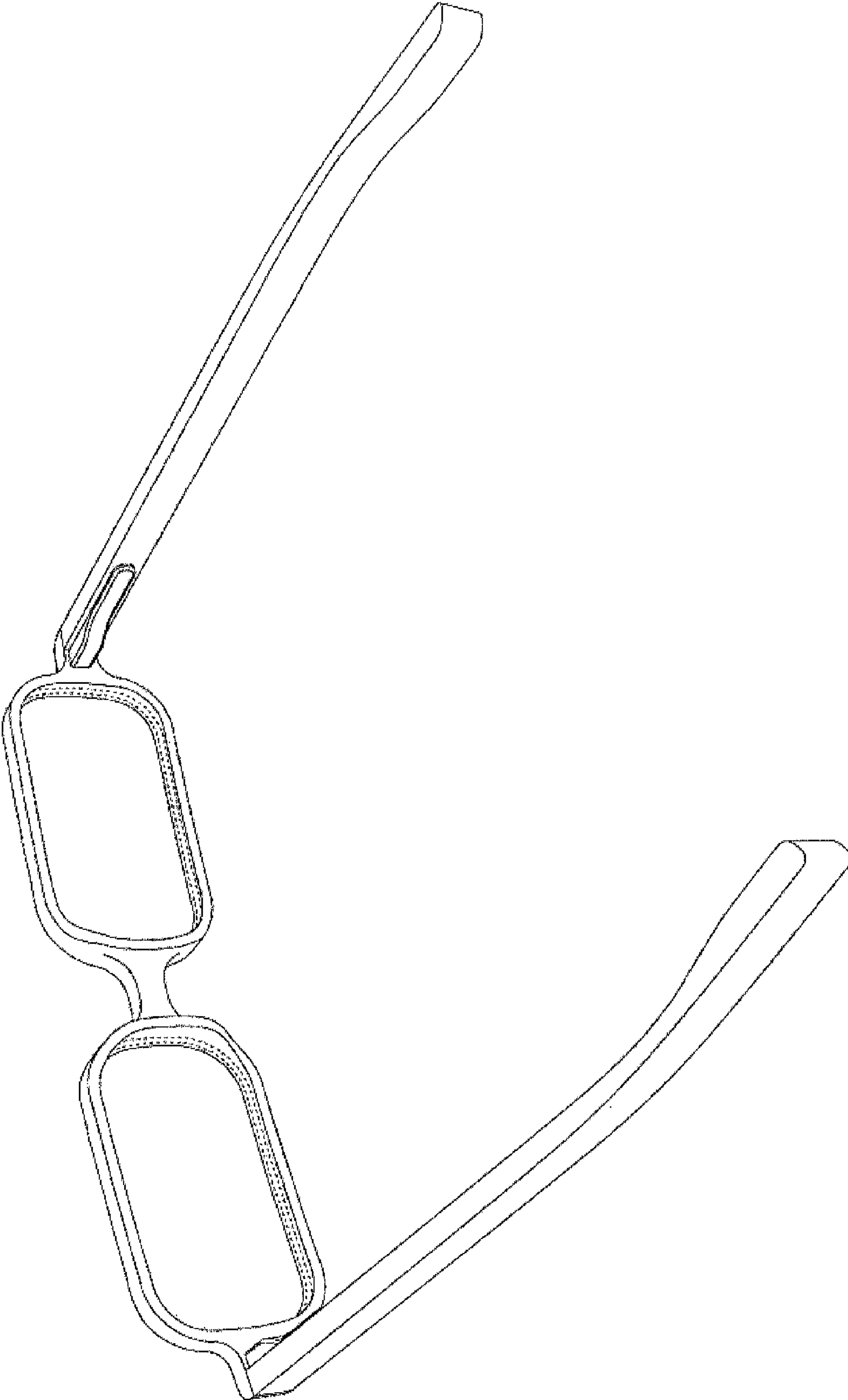


FIG. 5