



US00D675244S

(12) **United States Design Patent**  
**Orzeck et al.**

(10) **Patent No.:** **US D675,244 S**

(45) **Date of Patent:** **\*\* Jan. 29, 2013**

(54) **SPORT GOGGLE**

(75) Inventors: **Toren P. B. Orzeck**, Portland, OR (US);  
**Evon E. Epling**, Portland, OR (US);  
**Tyler A. Pesek**, Portland, OR (US)

(73) Assignee: **David McCulloch**, Lake Oswego, OR  
(US)

(\*\*) Term: **14 Years**

(21) Appl. No.: **29/425,640**

(22) Filed: **Jun. 25, 2012**

(51) **LOC (9) Cl.** ..... **16-06**

(52) **U.S. Cl.** ..... **D16/312**

(58) **Field of Classification Search** ..... D16/101,  
D16/300-342, 900; D29/109-110; D24/110.2;  
351/41, 44, 51-52, 62, 158, 92, 103-123,  
351/140, 153, 45-46; 2/426-432, 447-449,  
2/441, 434-437, 13, 15; D21/483, 659-661;  
D14/372

See application file for complete search history.

(56) **References Cited**

U.S. PATENT DOCUMENTS

D189,953	S	*	3/1961	Ferriot	.....	D24/110.2
D276,951	S	*	1/1985	Fireman	.....	D24/110.2
4,638,728	A		1/1987	Elenewski		
D323,176	S	*	1/1992	De Poorter	.....	D16/312
D327,696	S	*	7/1992	Bolle	.....	D16/312
D390,248	S		2/1998	Pranger		
D417,684	S	*	12/1999	Nomann	.....	D16/312
6,098,204	A	*	8/2000	Arnette	.....	2/426
6,138,285	A		10/2000	Robrahn et al.		
D439,267	S	*	3/2001	Hussey	.....	D16/312
D505,444	S	*	5/2005	Borlet et al.	.....	D16/312
D543,571	S	*	5/2007	Love	.....	D16/312
D559,299	S	*	1/2008	Tabacchi	.....	D16/312

D609,265	S	*	2/2010	Wang-Lee	.....	D16/312
7,856,673	B2		12/2010	Reed		
D653,695	S	*	2/2012	Tobia	.....	D16/312
2011/0296596	A1		12/2011	Chen		

\* cited by examiner

*Primary Examiner* — Raphael Barkai

(74) *Attorney, Agent, or Firm* — Howard Russell

(57) **CLAIM**

The ornamental design for a sport goggle, as shown and described.

**DESCRIPTION**

FIG. 1 is an illustrative view of a sport goggle showing our design in a position of use. The broken lines showing the sport goggle strap, the user's head and helmet in FIG. 1 are for illustrative purposes only and form no part of the claimed design;

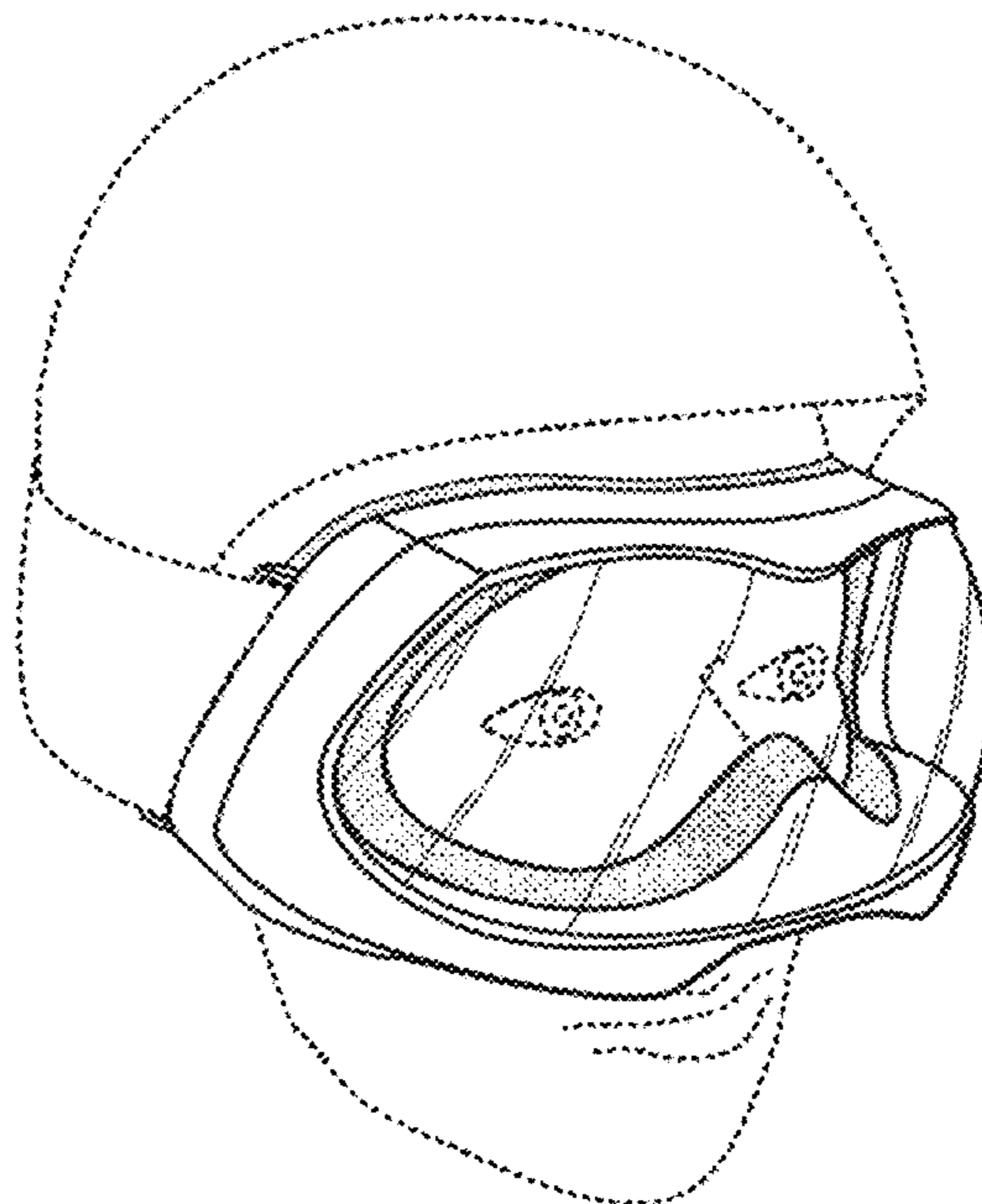
FIG. 2 is a front elevation view of the sport goggle of FIG. 1; FIG. 3 is a right side elevation view of the sport goggle of FIG. 1. The broken lines showing the sport goggle strap in FIG. 3 are for illustrative purposes only and form no part of the claimed design;

FIG. 4 is a top elevation view of the sport goggle of FIG. 1. The broken lines showing the sport goggle strap in FIG. 4 are for illustrative purposes only and form no part of the claimed design;

FIG. 5 is a bottom elevation view of the sport goggle of FIG. 1. The broken lines showing the sport goggle strap in FIG. 5 are for illustrative purposes only and form no part of the claimed design; and,

FIG. 6 is a back elevation view of the sport goggle of FIG. 1.

**1 Claim, 6 Drawing Sheets**



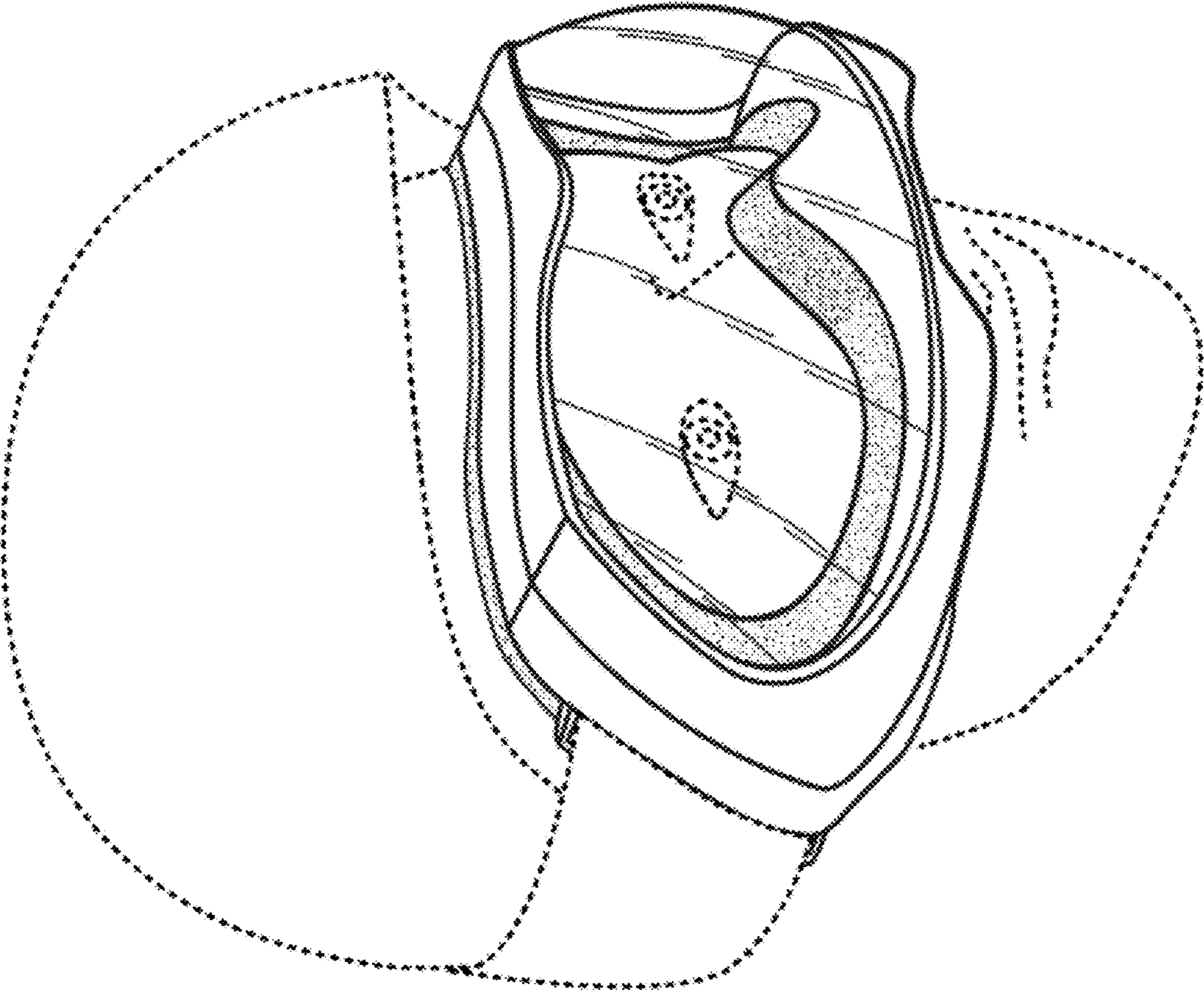


FIGURE 1

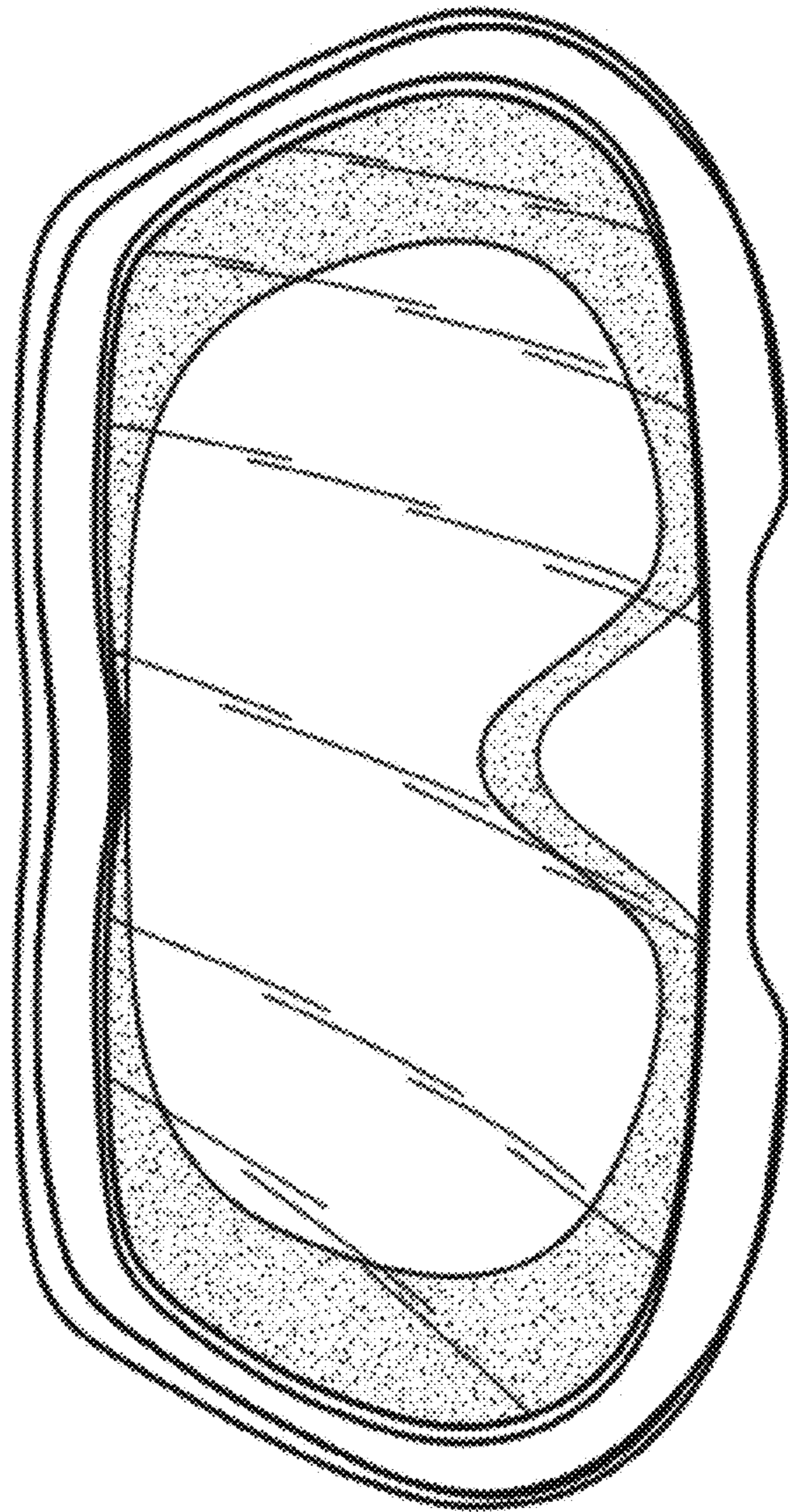


FIGURE 2

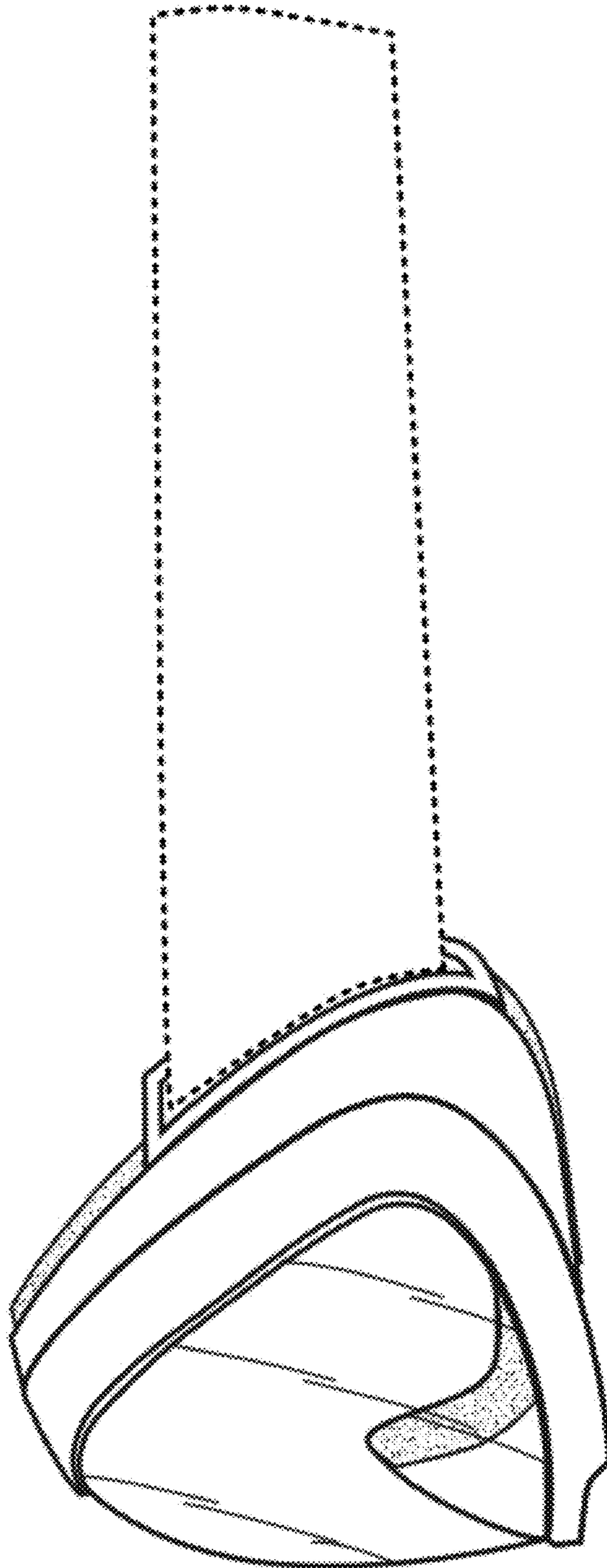


FIGURE 3

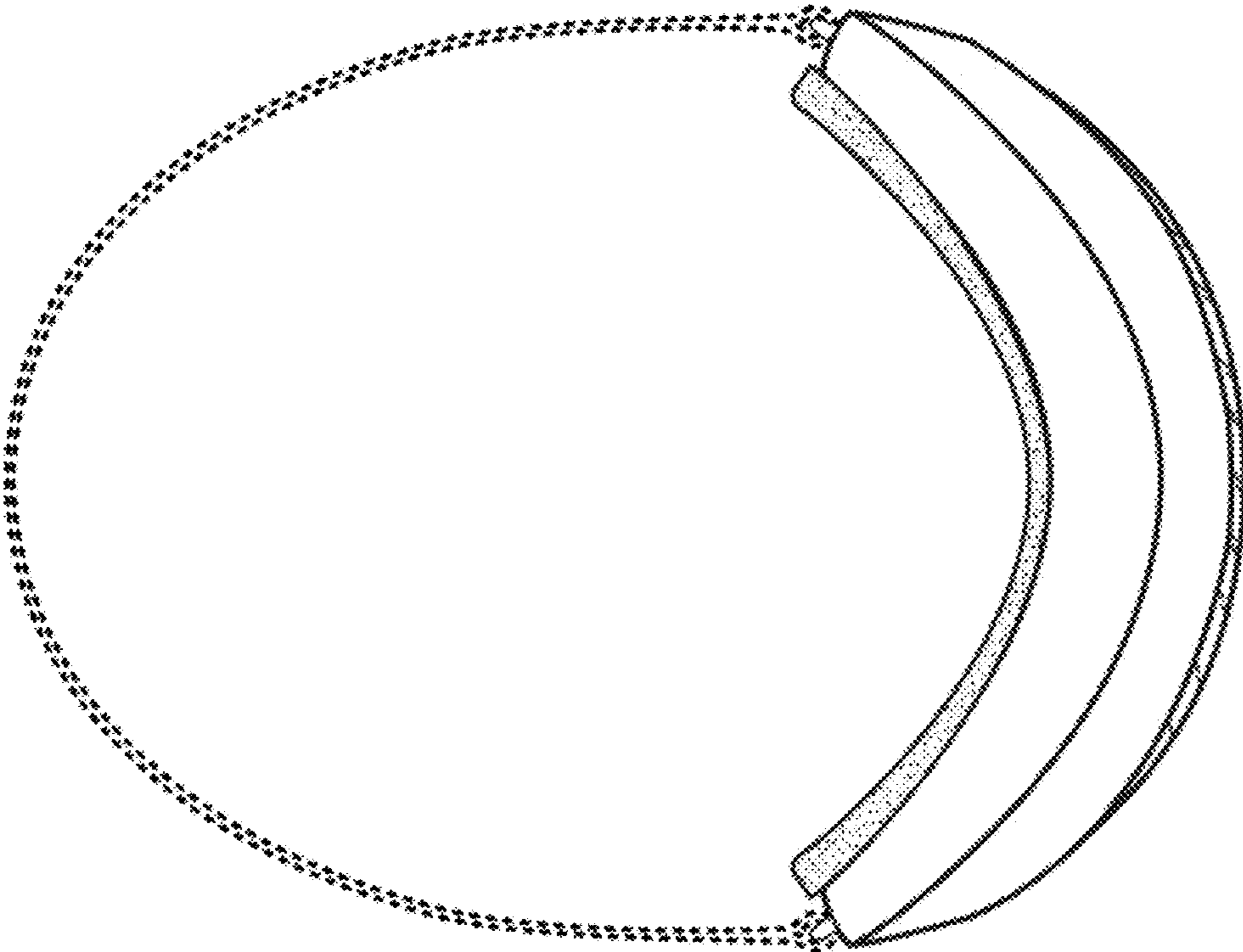


FIGURE 4

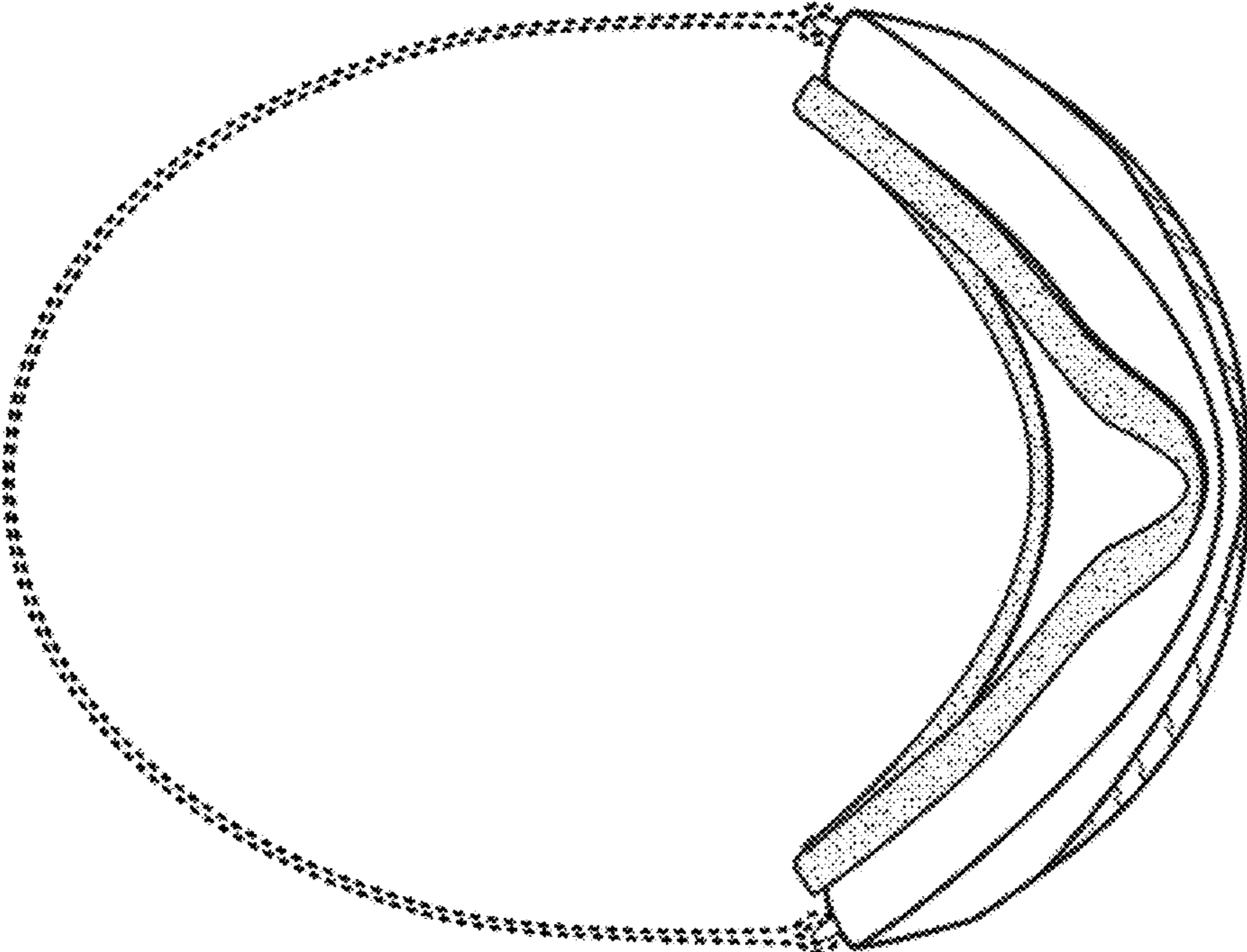


FIGURE 5

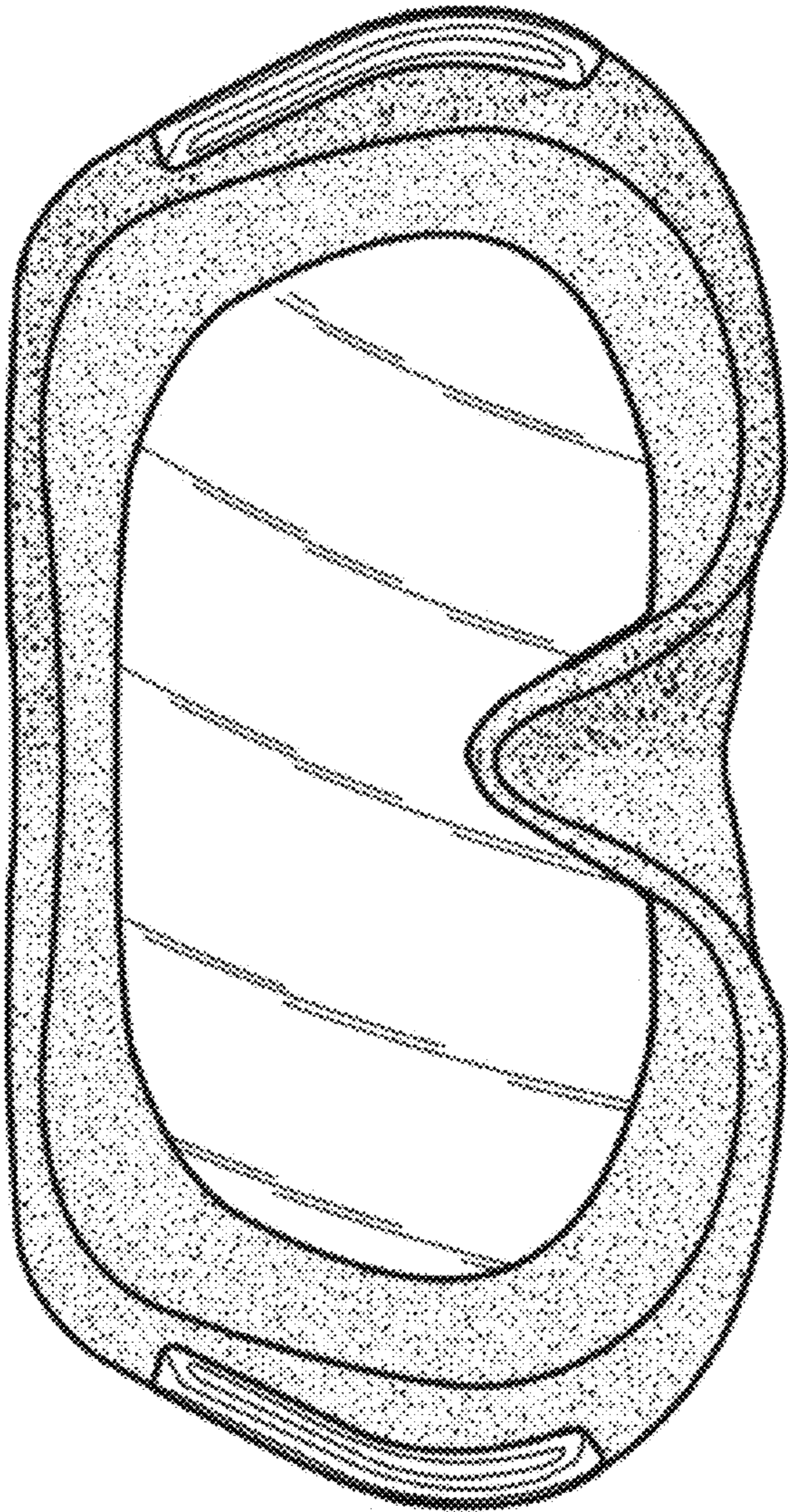


FIGURE 6