



US00D675237S

(12) **United States Design Patent**
Broadbent et al.

(10) **Patent No.:** **US D675,237 S**
(45) **Date of Patent:** **** Jan. 29, 2013**

(54) **DIE TOOL**

(75) Inventors: **Joseph Daniel Broadbent**, Stacy, MN
(US); **Bradley P. Schulte**, Osceola, WI
(US); **Brian J. Lee**, Elk River, MN (US)

(73) Assignee: **Wilson Tool International Inc.**, White
Bear Lake, MN (US)

(**) Term: **14 Years**

(21) Appl. No.: **29/423,692**

(22) Filed: **Jun. 4, 2012**

(51) **LOC (9) Cl.** **15-09**

(52) **U.S. Cl.** **D15/136**

(58) **Field of Classification Search** D9/449,
D9/454; D15/135, 136; 264/503, 39, 328.11;
425/131.1, 133.1, 191, 226, 249, 380, 381,
425/436, 462, 547, 574
See application file for complete search history.

(56) **References Cited**

U.S. PATENT DOCUMENTS

2,364,401	A	12/1944	Stellin	
3,460,500	A	8/1969	McCoy	
3,535,967	A	10/1970	Whistler et al.	
4,144,785	A *	3/1979	von Langendorff	83/685
D268,394	S *	3/1983	MacEwen	D9/454
5,651,935	A *	7/1997	Matsukura et al.	264/503
D383,659	S *	9/1997	Norman	D8/70
5,693,348	A *	12/1997	Sakamoto et al.	425/436 R
5,906,539	A *	5/1999	Tabel	451/403
6,033,609	A *	3/2000	Wright et al.	264/169
6,082,166	A	7/2000	Marin	
6,167,742	B1	1/2001	Marin	
6,257,863	B1 *	7/2001	Otte	425/381
6,343,919	B1 *	2/2002	Rodriguez et al.	425/133.1
6,463,839	B2	10/2002	Ohtsuka	
6,620,448	B2 *	9/2003	Keller et al.	426/512
D484,644	S *	12/2003	Noh	D28/76
D496,759	S *	9/2004	Rodriguez	D28/82
6,807,838	B2	10/2004	Iwaya	
D521,032	S *	5/2006	Sakamoto et al.	D15/135

D521,033	S *	5/2006	Sakamoto et al.	D15/135
D522,363	S *	6/2006	Hicks et al.	D9/449
7,210,384	B2 *	5/2007	Elynuik	83/166
D547,652	S *	7/2007	Kerman et al.	D9/438
D568,347	S *	5/2008	Manera et al.	D15/136
D592,685	S	5/2009	Ferry	
D623,061	S *	9/2010	Wong	D9/454
7,874,194	B2	1/2011	Shimota	
D632,959	S *	2/2011	Peters	D9/454
D640,556	S *	6/2011	Bragg et al.	D9/449
D641,257	S *	7/2011	Thiebaut et al.	D9/738
D644,119	S *	8/2011	Giles	D9/667
D659,044	S *	5/2012	Kauffmann	D10/126
D661,583	S *	6/2012	Santarelli et al.	D9/449
2009/0266134	A1	10/2009	Huang et al.	
2010/0107846	A1	5/2010	Lee et al.	

OTHER PUBLICATIONS

Pages from Trumpf Tooling website, retrieved from the Internet:
<URL: "http://www.bing.com/images/search?q=trumpf+punches
&view=detail
&id=8485A1BC7C5B730800D57B118A806DCD148FDB6A
&first=1&adlt=strict," believed to be available more than one year
prior to the filing of the instant application, (2 pgs.).

* cited by examiner

Primary Examiner — Patricia Palasik

(74) *Attorney, Agent, or Firm* — Fredrikson & Byron, P.A.

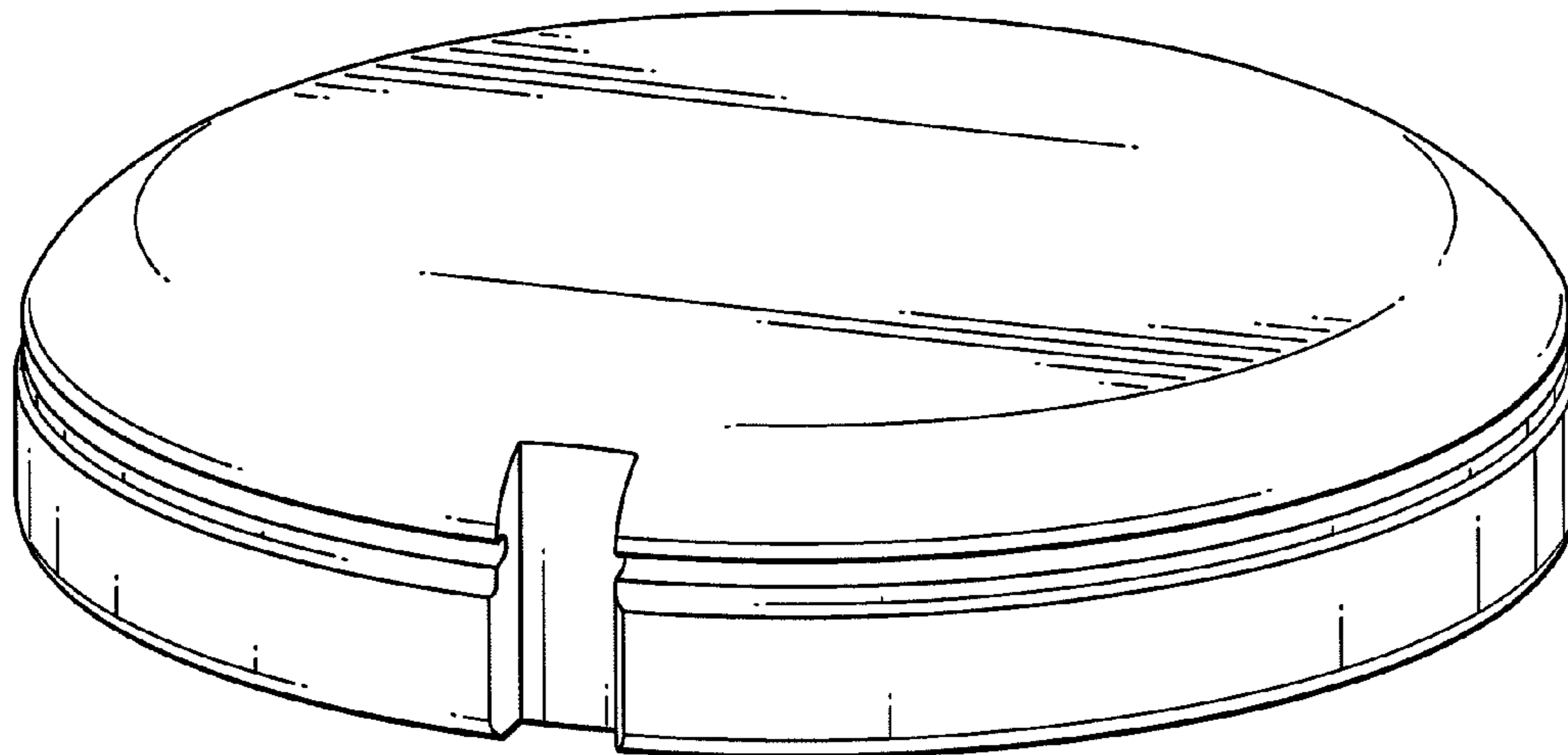
(57) **CLAIM**

We claim the ornamental design for a die tool, as shown and described.

DESCRIPTION

FIG. 1 is a perspective of our new design for a die tool;
FIG. 2 is a top view thereof;
FIG. 3 is a front view thereof;
FIG. 4 is a rear view thereof;
FIG. 5 is a side view thereof, the opposite side view being a
mirror image thereof; and,
FIG. 6 is a bottom view thereof.

1 Claim, 6 Drawing Sheets



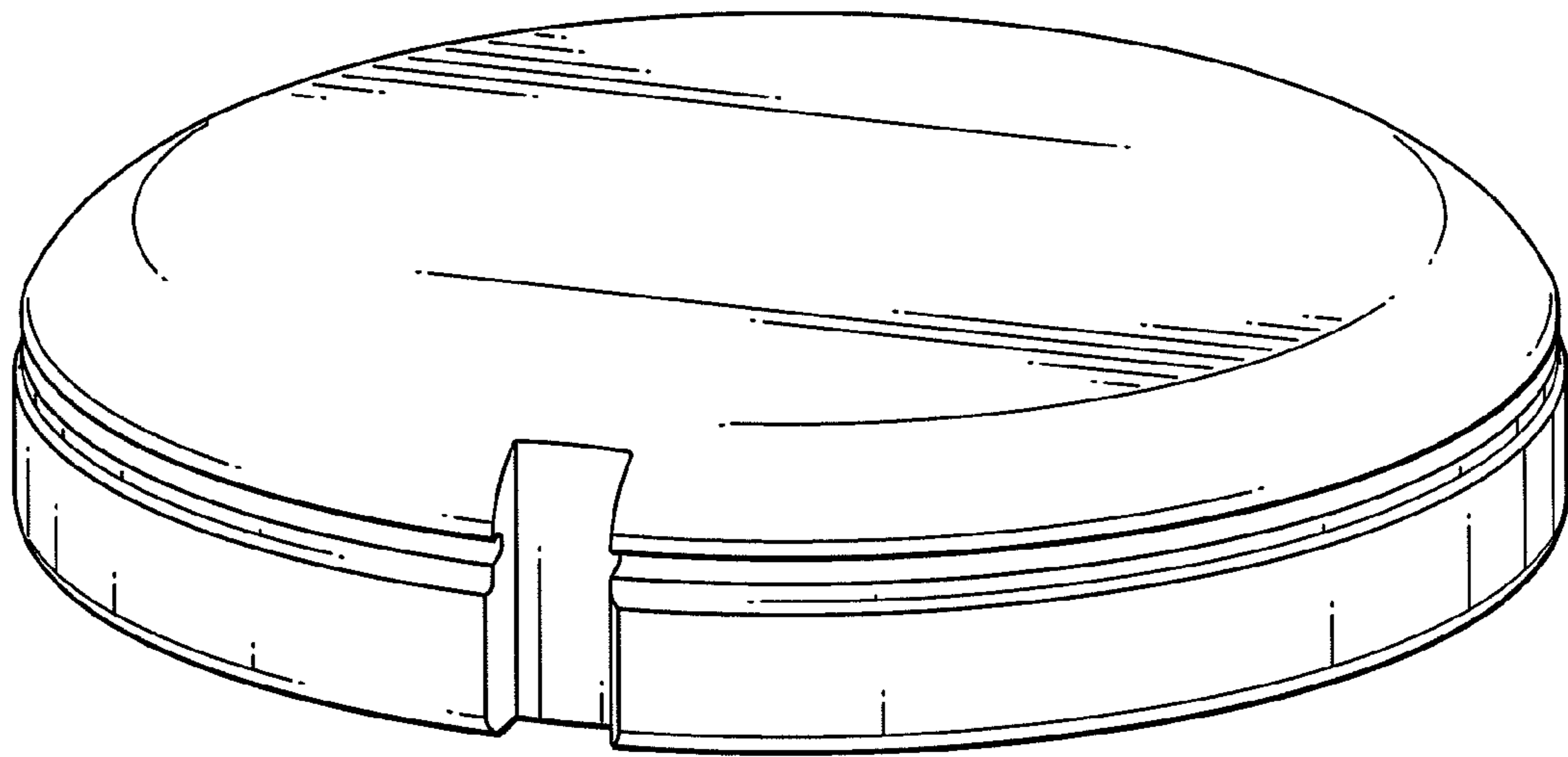


FIG. 1

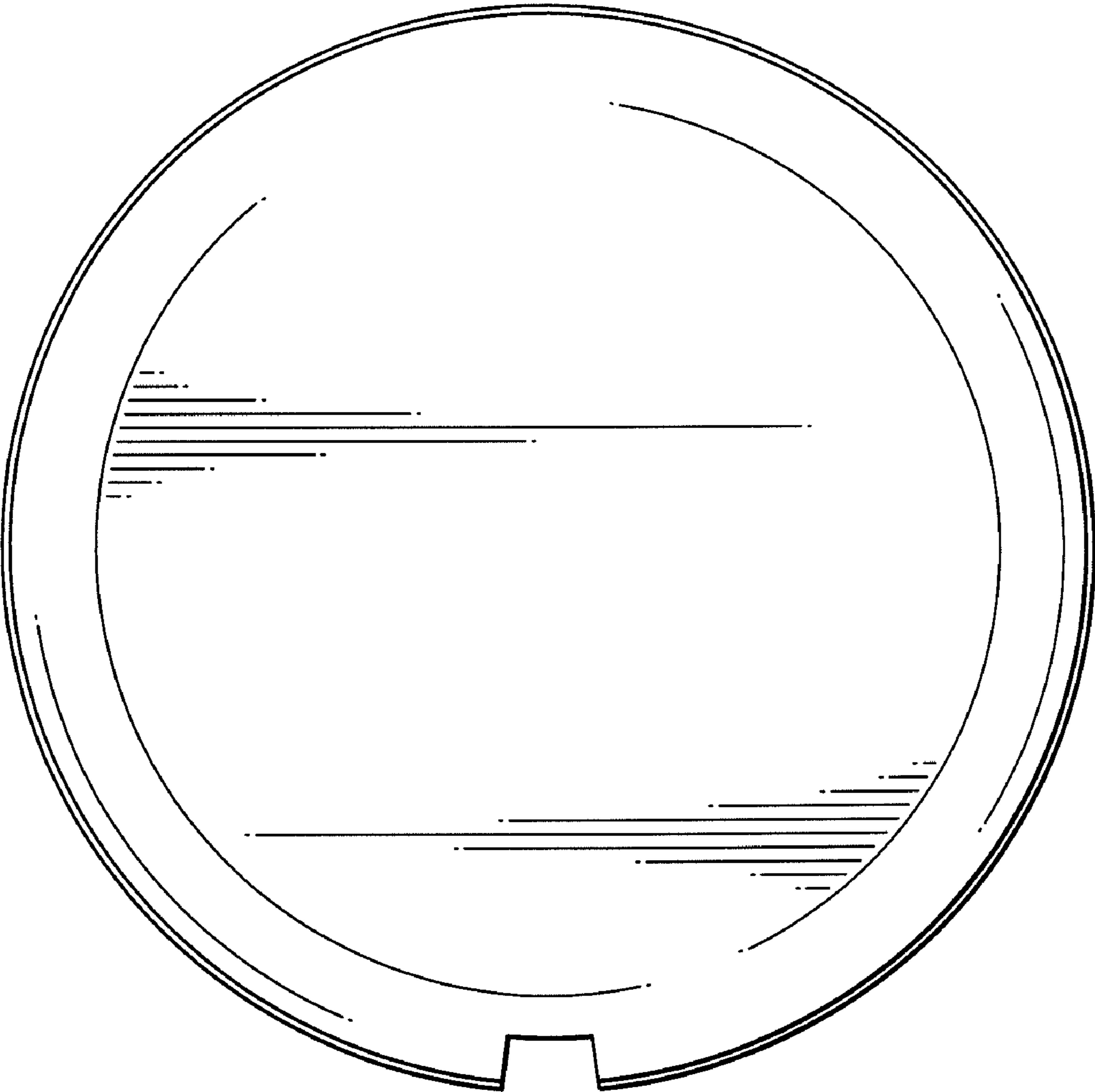


FIG. 2




FIG. 3

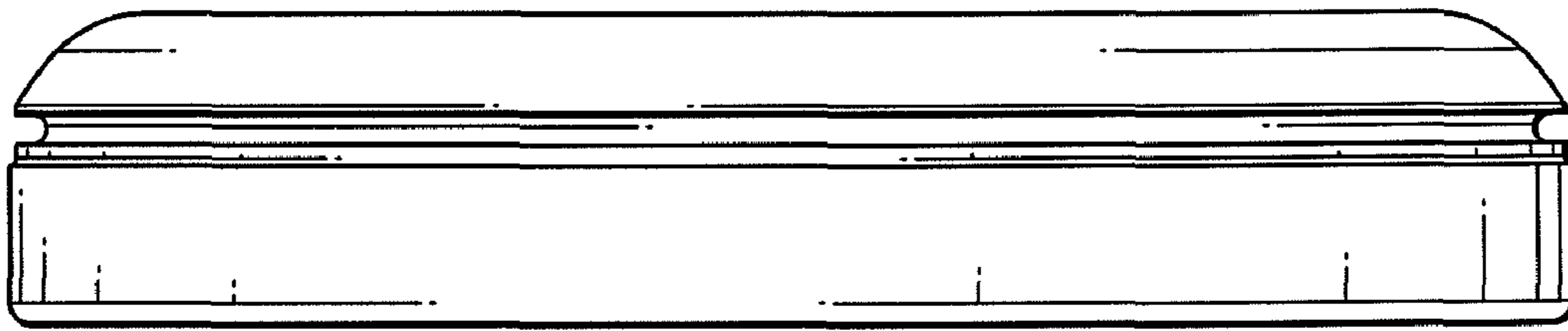


FIG. 4




FIG. 5

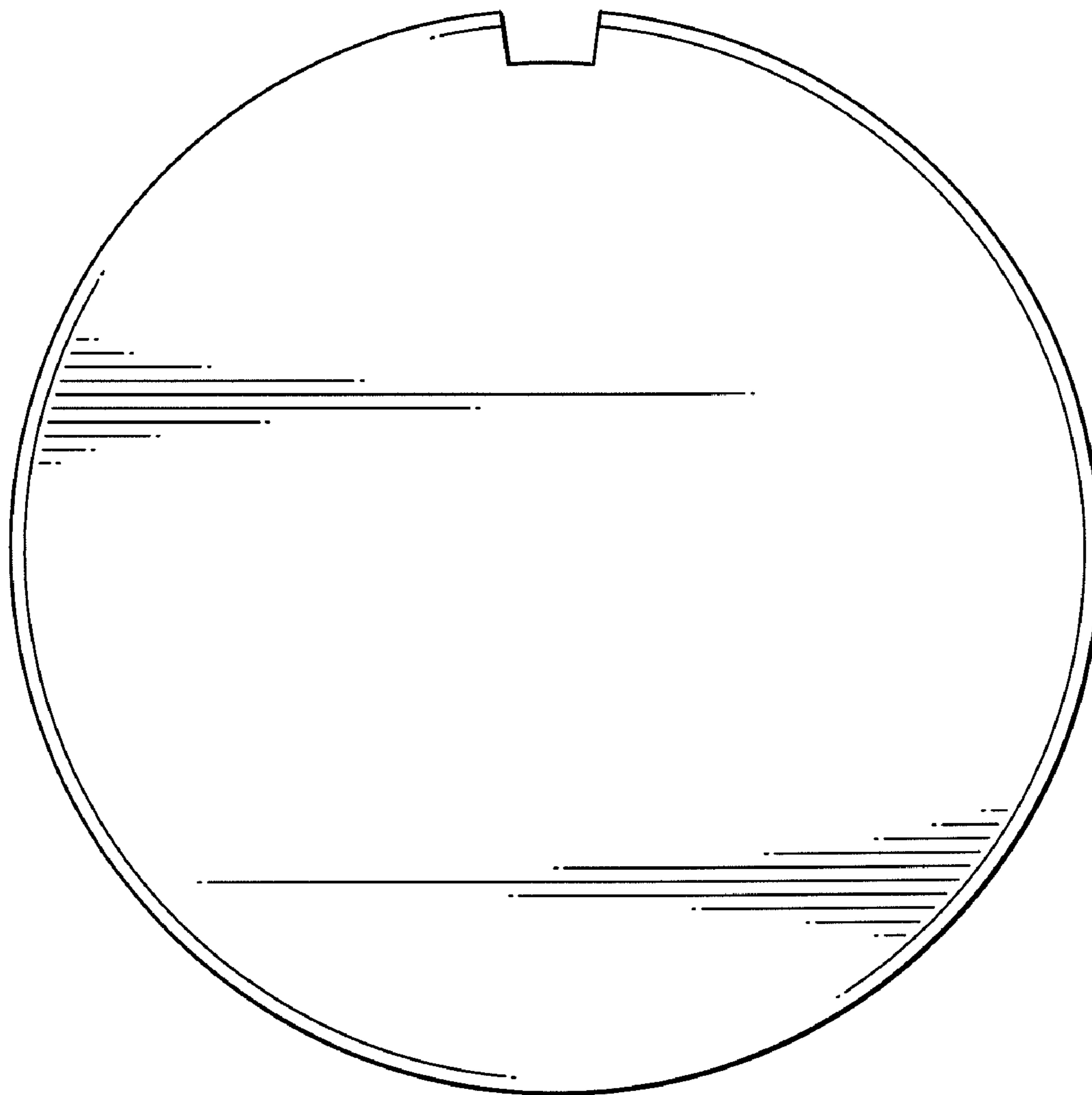


FIG. 6