

US00D675213S

(12) **United States Design Patent**
Stifal et al.

(10) **Patent No.:** **US D675,213 S**
(45) **Date of Patent:** **** Jan. 29, 2013**

(54) **MOUNTING SYSTEM FOR MOUNTING
AUDIO/VISUAL DEVICES OR THE LIKE**

2010/0123052 A1* 5/2010 Cheng et al. 248/121
2011/0198460 A1 8/2011 Stifal et al.

* cited by examiner

(75) Inventors: **Matthew William Stifal**, Portage, IN
(US); **James D. Walters**, Saint Charles,
IL (US)

Primary Examiner — Cynthia Ramirez
(74) *Attorney, Agent, or Firm* — Foley & Lardner LLP

(73) Assignee: **Peerless Industries, Inc.**, Aurora, IL
(US)

(57) **CLAIM**
We claim the ornamental design for a mounting system for
mounting audio/visual devices or the like, as shown and
described.

(**) Term: **14 Years**

(21) Appl. No.: **29/412,305**

DESCRIPTION

(22) Filed: **Feb. 1, 2012**

(51) **LOC (9) Cl.** **08-07**

(52) **U.S. Cl.** **D14/451**

(58) **Field of Classification Search** D14/451,
D14/452, 224; D8/373, 280, 363; 248/274.1,
248/278.1, 284.1

See application file for complete search history.

FIG. 1 is a top isometric view of an embodiment of the
claimed design;
FIG. 2 is a front elevational view of the claimed design of FIG.
1;
FIG. 3 is a rear elevational view of the claimed design of FIG.
1;
FIG. 4 is a top plan view of the claimed design of FIG. 1;
FIG. 5 is a bottom plan view of the claimed design of FIG. 1;
FIG. 6 is a right side elevational view of the claimed design of
FIG. 1; and,
FIG. 7 is a left side elevational view of the claimed design of
FIG. 1.

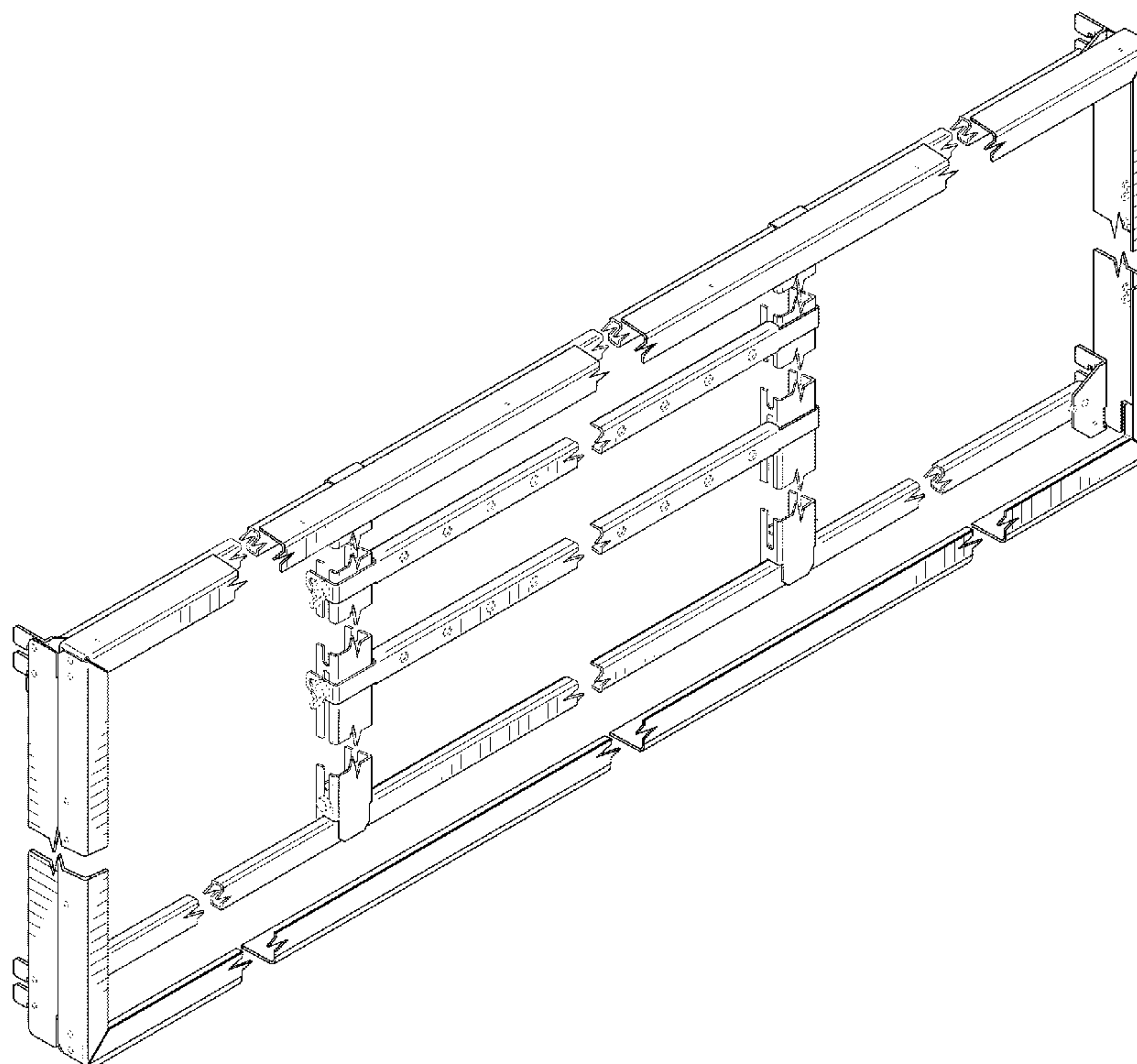
The ornamental design which is claimed is shown in solid
lines in the drawings. The broken lines in the drawings are for
illustrative purposes only and form no part of the claimed
design. Break lines are used in particular locations to indicate
that no specific length is being claimed.

(56) **References Cited**

U.S. PATENT DOCUMENTS

D490,697 S *	6/2004	Runnalls	D8/380
D517,085 S *	3/2006	Deuschle	D14/451
D553,483 S *	10/2007	Grey	D8/380
D580,445 S *	11/2008	Bremmon	D14/451
D586,338 S *	2/2009	Stenhouse et al.	D14/239
D624,061 S *	9/2010	Smith et al.	D14/239
D625,300 S	10/2010	Stifal et al.		
D634,311 S	3/2011	Stifal et al.		

1 Claim, 5 Drawing Sheets



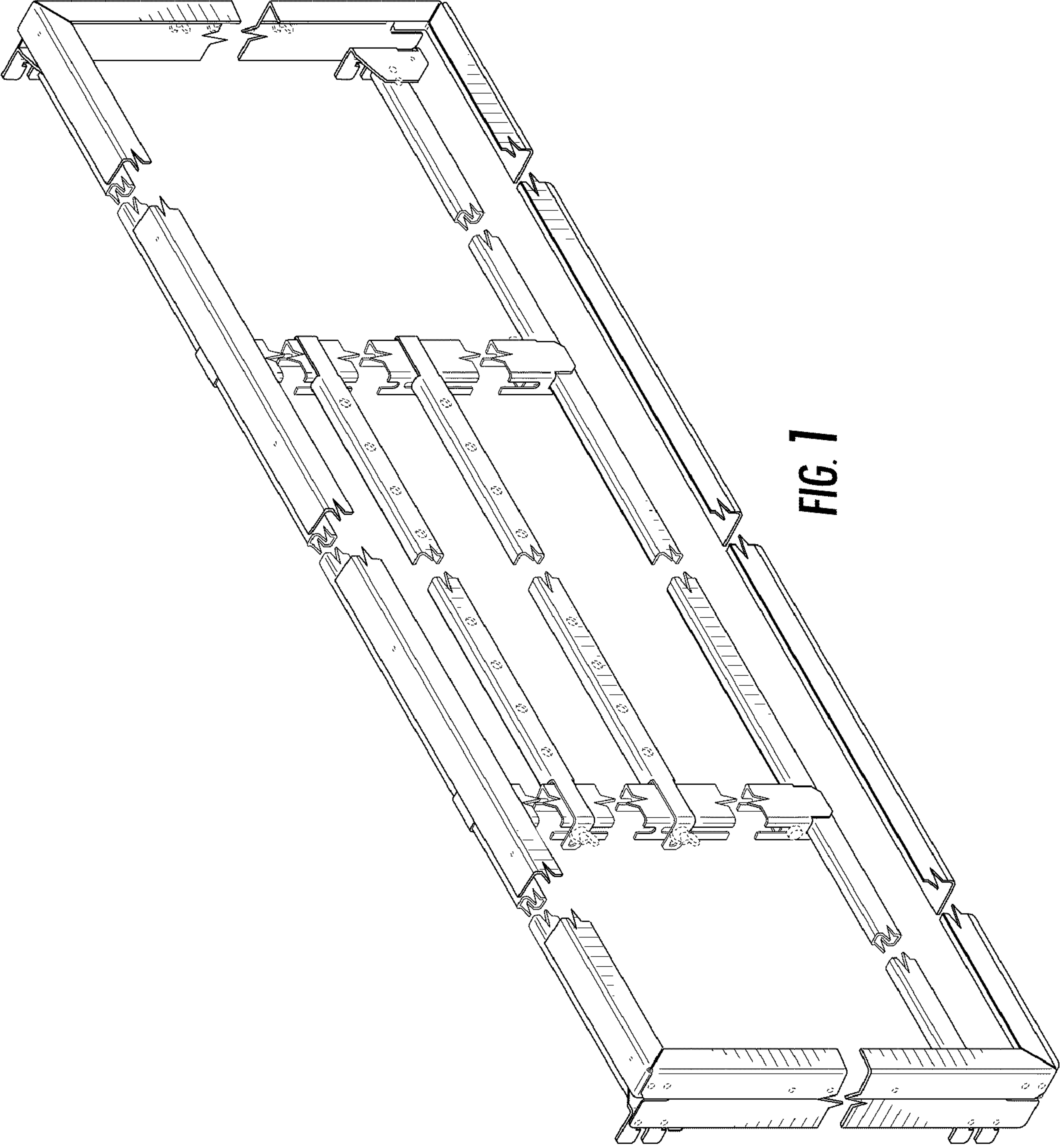


FIG. 7

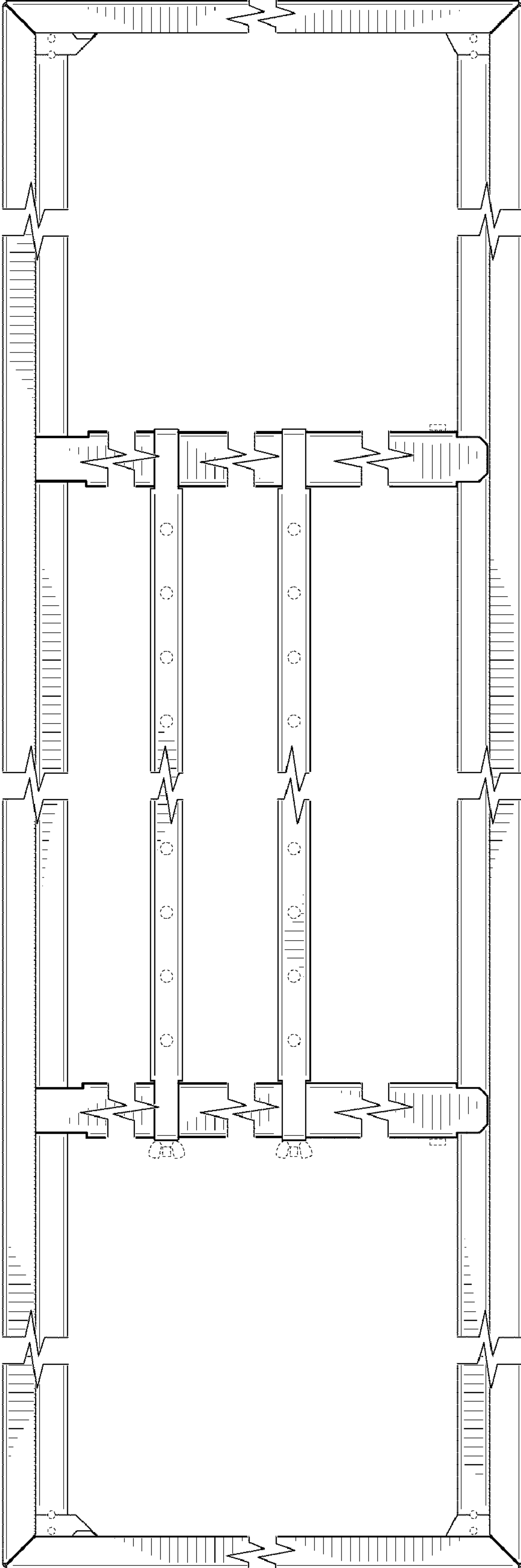


FIG. 2

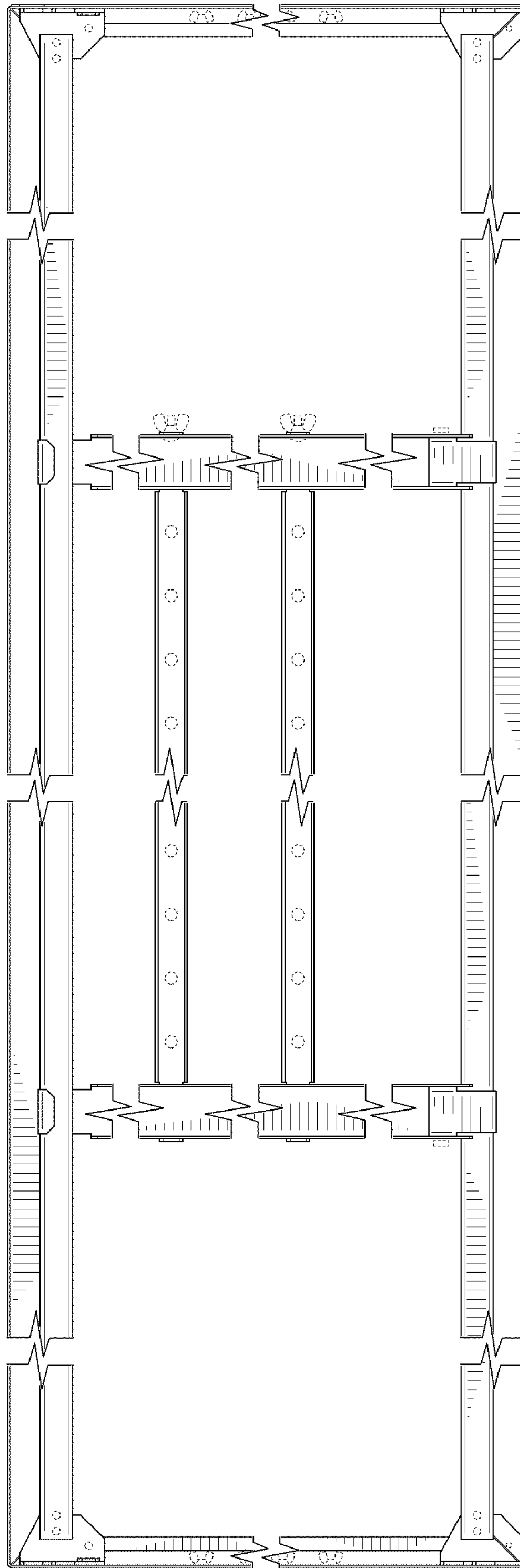


FIG. 3

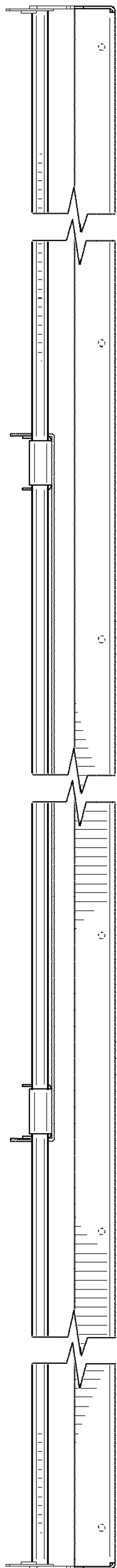


FIG. 4

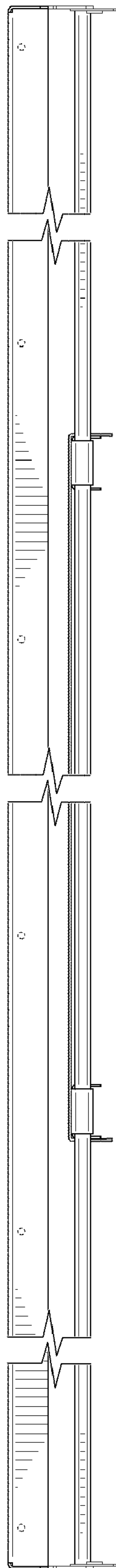


FIG. 5

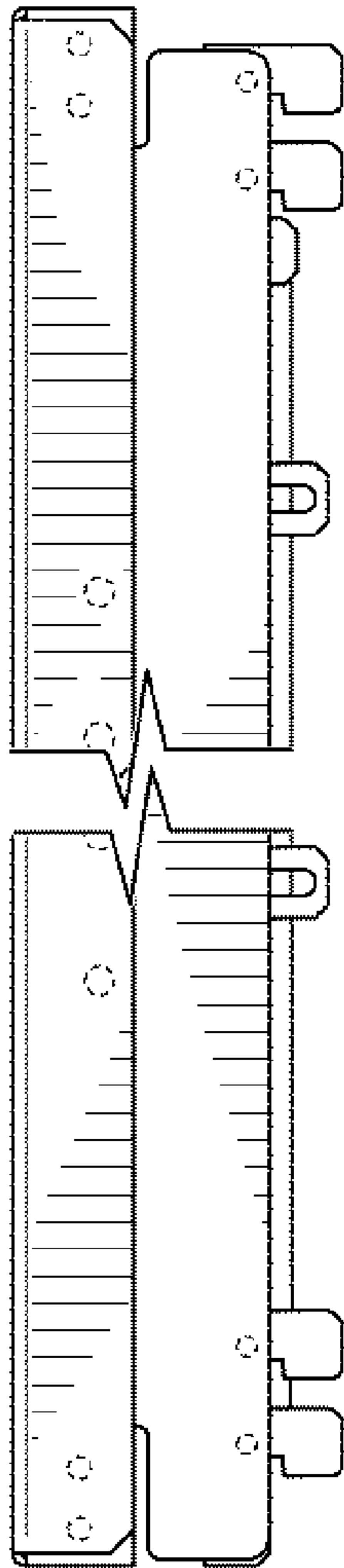


FIG. 6

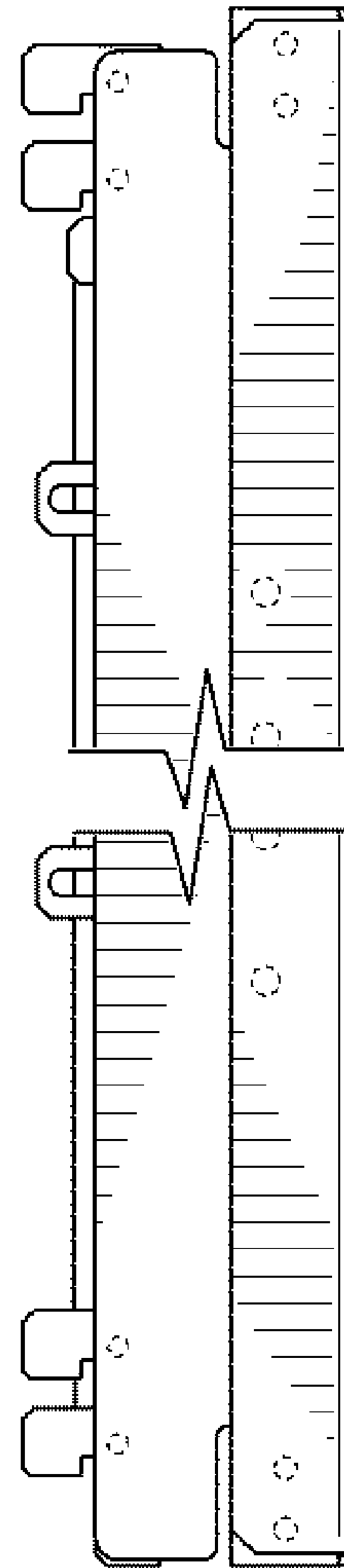


FIG. 7